



US00D775907S

(12) **United States Design Patent**
Boies

(10) **Patent No.:** **US D775,907 S**
(45) **Date of Patent:** **** Jan. 10, 2017**

(54) **LAWN RAKE**
(71) Applicant: **GARANT GP**, Saint-François (CA)
(72) Inventor: **David Boies**, Lévis (CA)
(73) Assignee: **GARANT GP**, Saint-François (CA)
(**) Term: **14 Years**
(21) Appl. No.: **29/503,660**

2,746,235 A 5/1956 Kautenberg
2,794,312 A 6/1957 Finkes
2,841,948 A 7/1958 Zenowitz
2,850,865 A 9/1958 Anderson
2,968,974 A 1/1961 Everett
2,999,350 A 9/1961 Dettman
3,350,866 A 11/1967 Spencer
4,057,953 A 11/1977 Rugg
4,215,528 A * 8/1980 Fodor A01D 7/08
294/51
4,219,993 A 9/1980 Cosmos
D263,367 S * 3/1982 Fodor D8/13
(Continued)

(22) Filed: **Sep. 29, 2014**
(51) **LOC (10) Cl.** **08-01**
(52) **U.S. Cl.**
USPC **D8/13**
(58) **Field of Classification Search**
USPC D8/1, 13, 10
CPC A01D 7/06; A01D 7/08; A01D 7/00;
A01D 7/02
See application file for complete search history.

FOREIGN PATENT DOCUMENTS

CA 1254790 A1 5/1989
CA 2155576 A1 8/1995
(Continued)

Primary Examiner — Sheryl Lane
(74) *Attorney, Agent, or Firm* — Gwendoline Bruneau

(57) **CLAIM**

The ornamental design for a lawn rake, as shown and described.

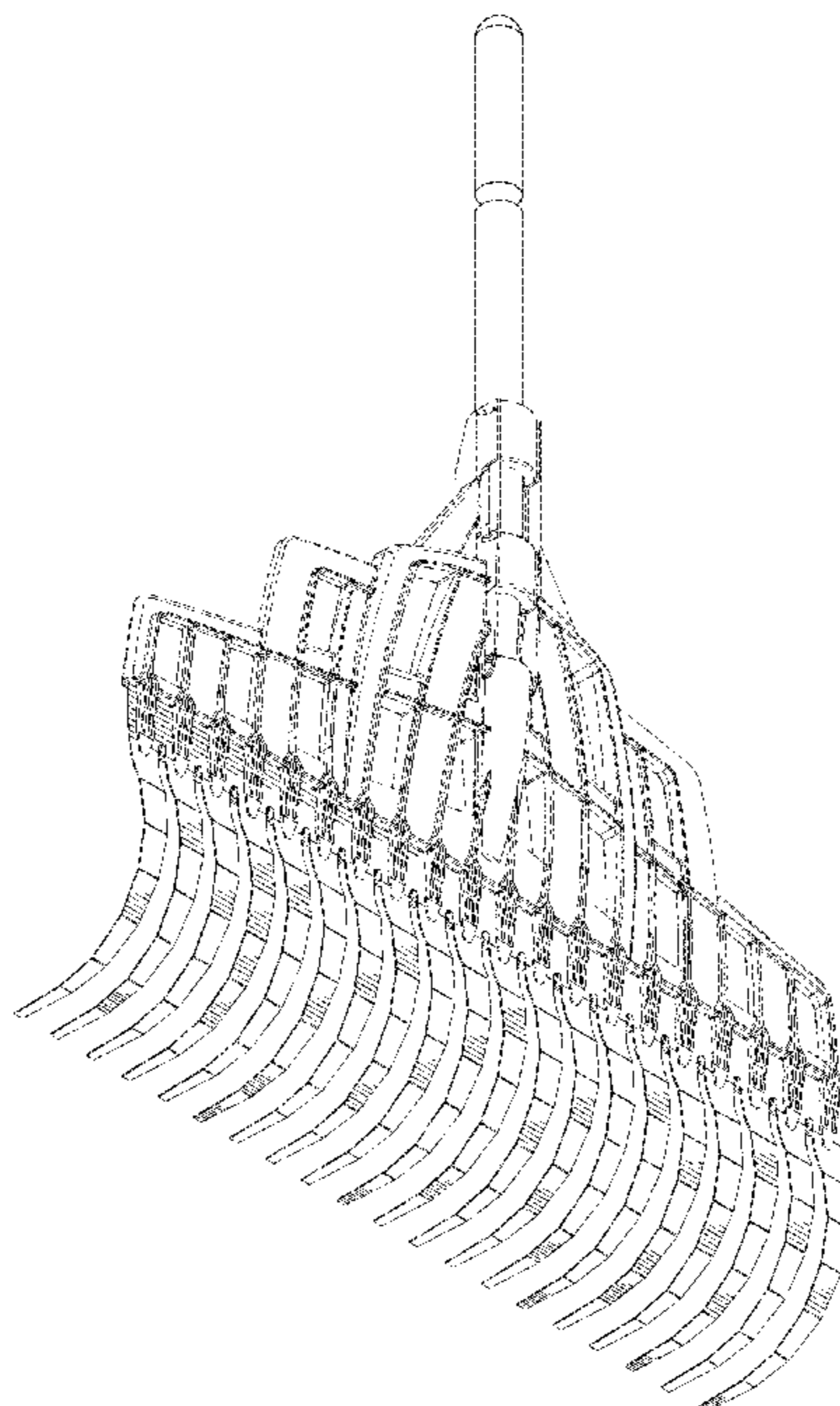
(56) **References Cited**
U.S. PATENT DOCUMENTS

1,699,947 A 1/1929 Bell et al.
1,983,596 A 12/1934 Carlson
2,030,183 A 2/1936 Rocquin
2,032,954 A 3/1936 Reichard
2,055,521 A 9/1936 Dennis
2,087,499 A 7/1937 Borovicka
2,252,114 A 8/1941 Brown
2,300,729 A 11/1942 Kemmer
2,310,322 A 2/1943 Semler
2,329,708 A 9/1943 Fetterman
2,481,442 A 9/1949 Paul
2,529,025 A 11/1950 Kaufman
2,587,424 A 2/1952 Zeman
2,720,745 A 10/1955 Melvin

DESCRIPTION

FIG. 1 is perspective view of the lawn rake;
FIG. 2 is a back view of the lawn rake of FIG. 1;
FIG. 3 is a side view of the lawn rake of FIG. 1;
FIG. 4 is a front view of the lawn rake of FIG. 1;
FIG. 5 is a top view of the lawn rake of FIG. 1; and,
FIG. 6 is a bottom view of the lawn rake of FIG. 1.
The broken line is included for the purpose of illustrating environmental structure and forms no part of the claimed design.

1 Claim, 5 Drawing Sheets



(56)

References Cited

U.S. PATENT DOCUMENTS

4,744,208 A * 5/1988 King A01D 7/00
56/400.16

4,831,815 A 5/1989 Bonnes

4,848,073 A 7/1989 Germain et al.

D311,310 S * 10/1990 Clivio D8/13

5,022,221 A 6/1991 Bonnes et al.

5,033,261 A * 7/1991 Bonnes A01D 7/06
56/400.17

5,241,812 A * 9/1993 Crippen A01D 7/06
56/400.05

5,287,688 A * 2/1994 Sun A01D 7/00
56/400.19

5,303,536 A 4/1994 Tolliver

5,305,591 A 4/1994 Gibson

D350,052 S * 8/1994 Sun D8/13

5,414,982 A 5/1995 Darnell

5,440,868 A 8/1995 Darnell

5,487,260 A 1/1996 Proffitt

5,522,209 A 6/1996 Petruzzelli

5,555,711 A 9/1996 Costa

5,934,057 A 8/1999 Daniels et al.

5,974,775 A 11/1999 Niehuss

6,023,924 A 2/2000 Babineau

D425,384 S * 5/2000 Parker D8/13

D426,437 S * 6/2000 Parker D8/13

6,131,381 A 10/2000 Milbury

6,272,827 B1 8/2001 Hsu

6,370,857 B1 * 4/2002 Mitchell A01D 7/10
56/400.04

6,427,431 B1 8/2002 Hsu

6,474,056 B1 * 11/2002 Hsu A01D 7/06
56/400.17

6,502,381 B2 1/2003 Crites

D505,304 S * 5/2005 Conaway D8/13

D514,902 S * 2/2006 Conaway D8/13

D653,091 S * 1/2012 Hua D8/10

8,172,287 B1 5/2012 Watson

8,689,533 B2 4/2014 Abughazaleh

D715,118 S * 10/2014 Wofford D8/13

2005/0188671 A1 * 9/2005 Conaway A01D 7/00
56/400.18

2006/0196162 A1 * 9/2006 Iaizzo A01D 7/00
56/400.12

2007/0125058 A1 6/2007 Clifton

2015/0020493 A1 * 1/2015 Stein A01D 7/06
56/400.16

FOREIGN PATENT DOCUMENTS

GB 1523116 8/1978

GB 2078475 1/1982

WO 200943085 A1 4/2009

WO 2011116789 A1 9/2009

* cited by examiner

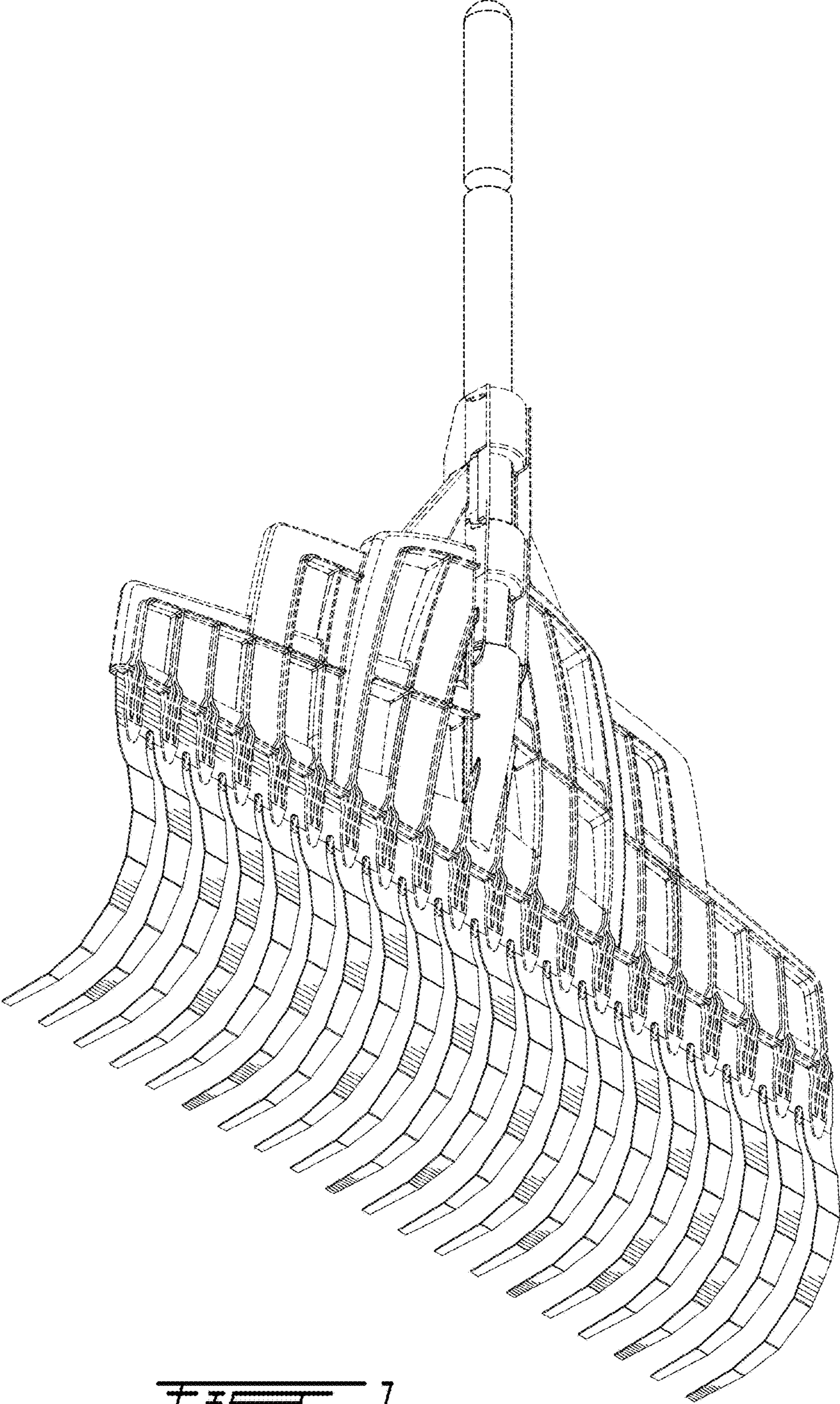


FIG. 1

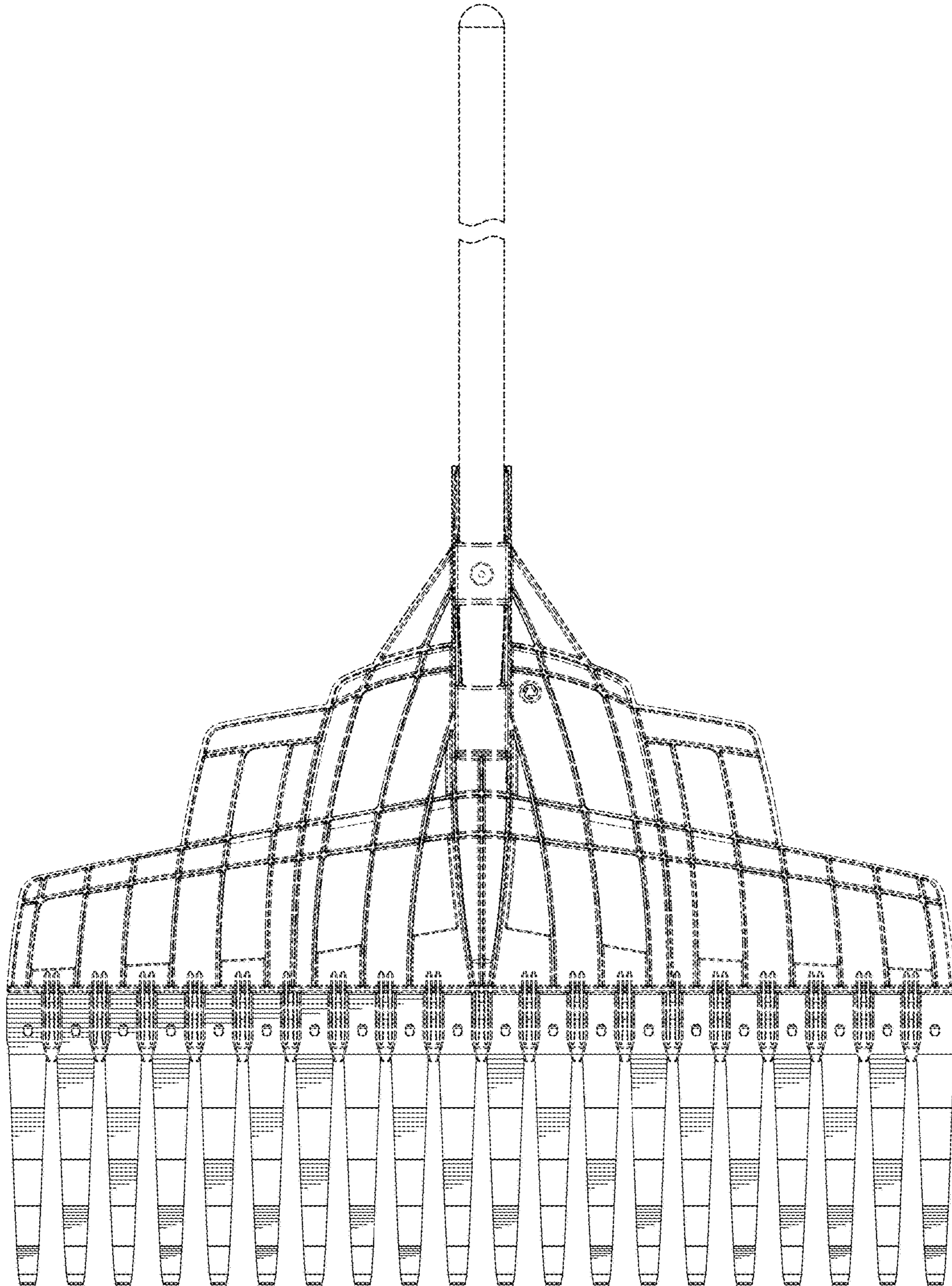
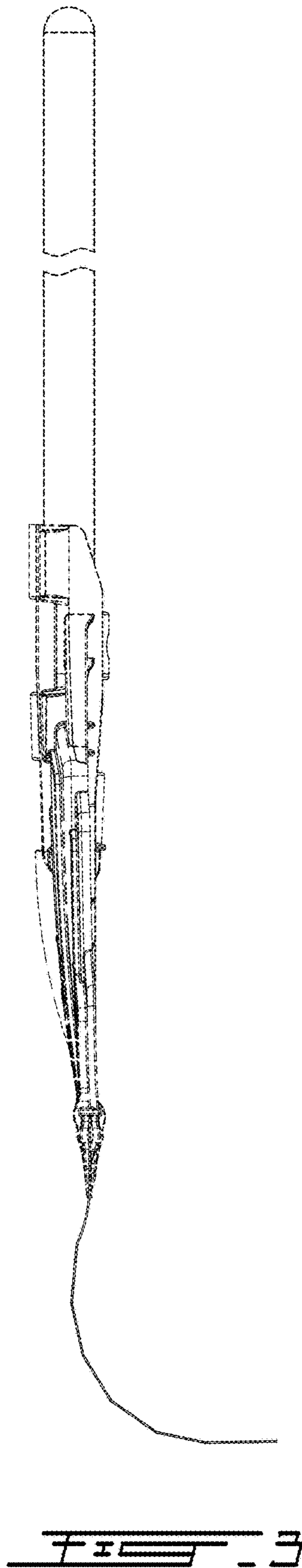


FIG. 2



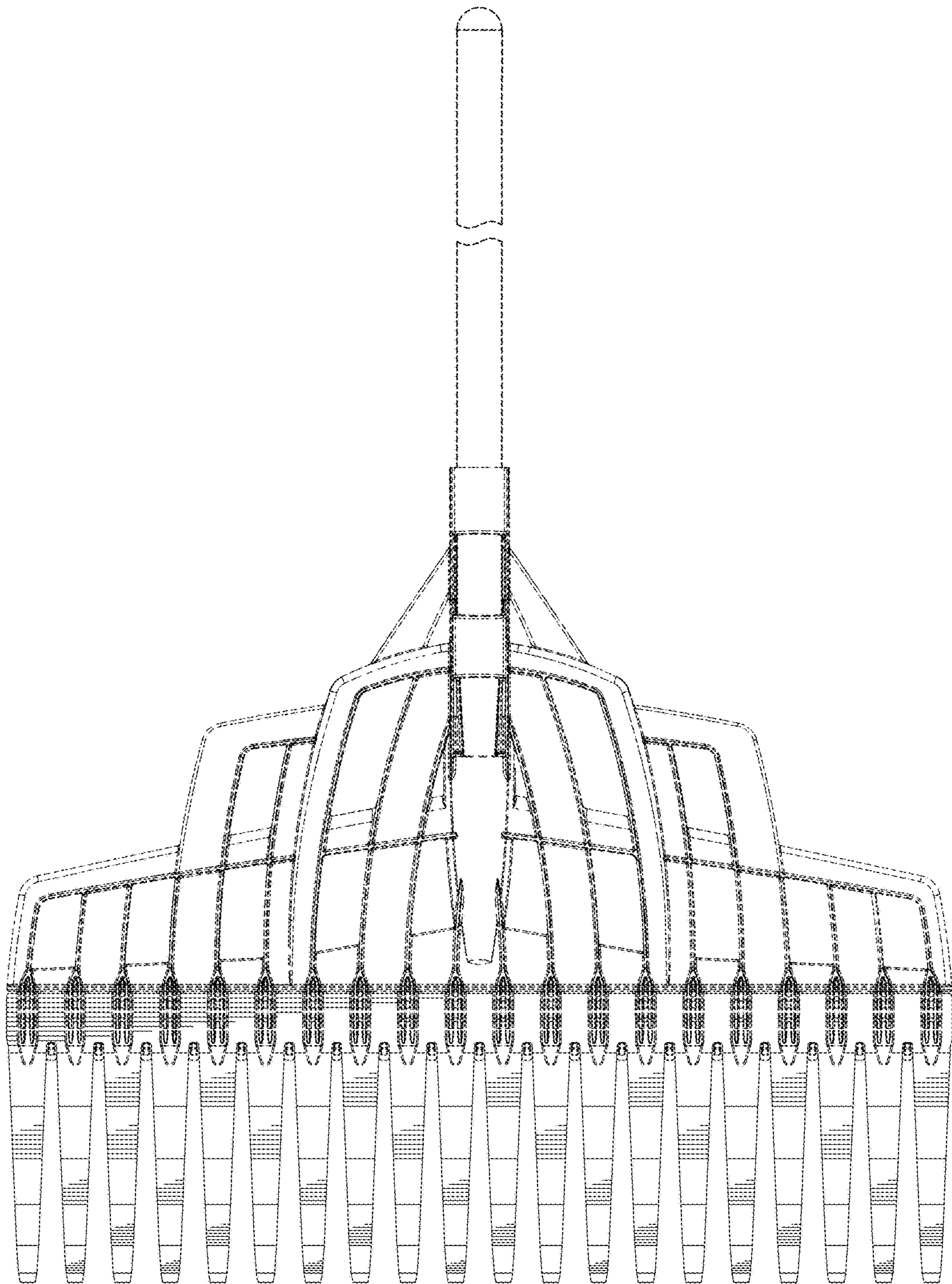


FIG. 4

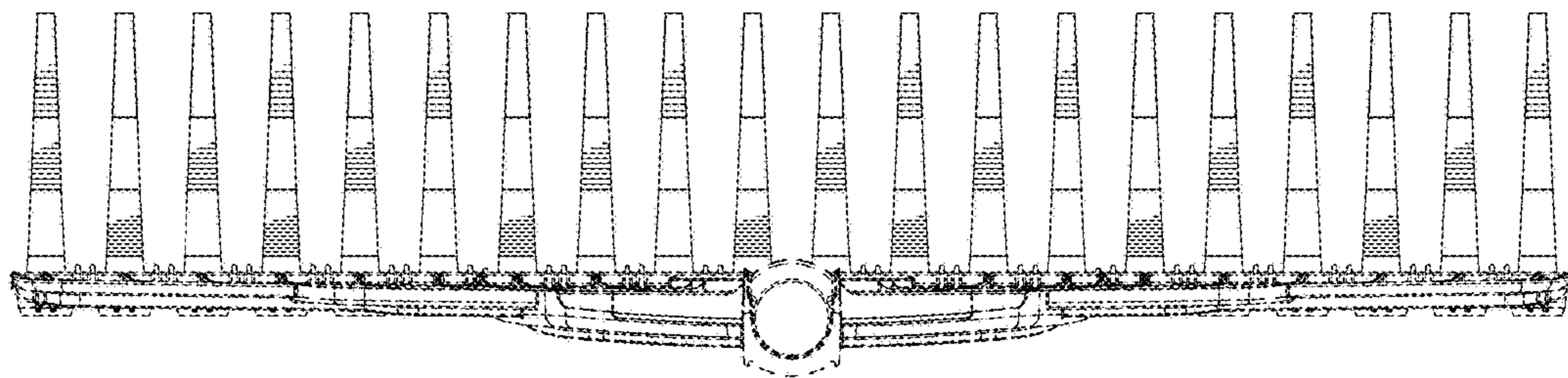


Fig. 5

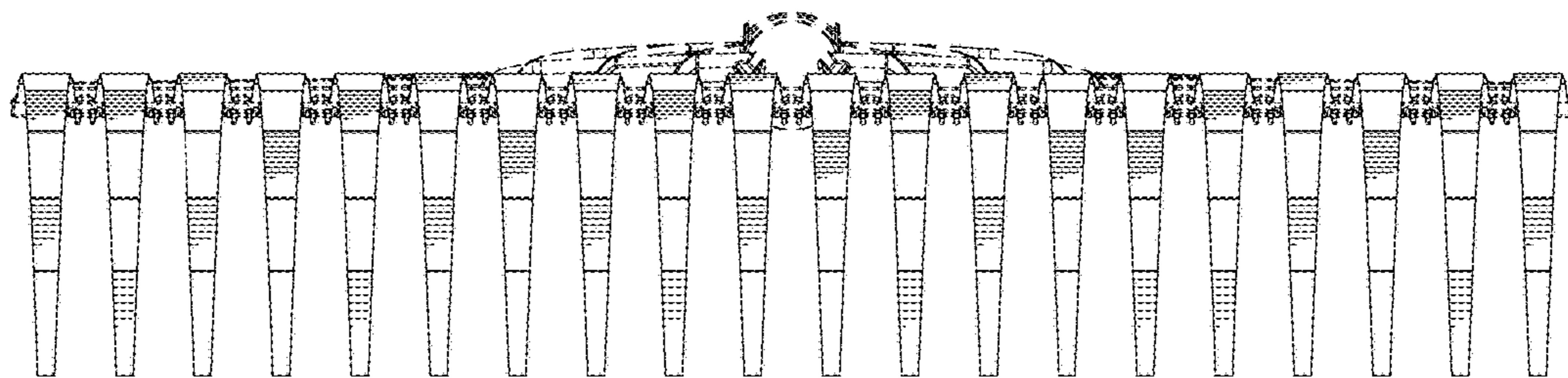


Fig. 6