



US00D775897S

(12) **United States Design Patent**
Knox

(10) **Patent No.:** **US D775,897 S**

(45) **Date of Patent:** **** Jan. 10, 2017**

(54) **DUAL TEXTURED COFFEE MUG**

(71) Applicant: **Robert Kent Knox**, Whitefish, MT
(US)

(72) Inventor: **Robert Kent Knox**, Whitefish, MT
(US)

(**) Term: **15 Years**

(21) Appl. No.: **29/532,337**

(22) Filed: **Jul. 6, 2015**

(51) **LOC (10) Cl.** **07-01**

(52) **U.S. Cl.**
USPC **D7/523**; D7/532; D7/510; D7/509

(58) **Field of Classification Search**
USPC D7/507, 509, 510, 511, 512, 523, 527,
D7/528, 532, 591, 608, 612, 500, 629,
D7/630; D9/549, 559, 546, 541, 519, 558,
D9/500; D11/146, 140, 144, 153;
220/592.16, 592.17, 592.2, 62.12, 703,
220/669, 608; D8/17, 18, 19, 33, 34, 35,
D8/36; D10/46.2
CPC A47G 19/22; A47G 19/2227; A47G 19/02;
B65D 1/265
See application file for complete search history.

(56) **References Cited**

U.S. PATENT DOCUMENTS

2,267,255	A *	12/1941	Remington	C03C 8/14	106/228
D133,345	S *	8/1942	Gilbert	D7/509	
D207,718	S *	5/1967	Benes	D7/509	
4,027,779	A *	6/1977	De Long	A47G 19/22	206/501
D260,344	S *	8/1981	Trombly	D7/509	
D271,650	S *	12/1983	Groenewold	D7/523	
D286,604	S *	11/1986	Bierlein	D11/152	
D377,737	S *	2/1997	Kristnik	D7/510	

D404,974	S *	2/1999	Kristnik	D7/608	
D453,124	S *	1/2002	Ratnaayake	D11/153	
6,676,269	B1 *	1/2004	Dorney	A47G 19/2227	362/101
D586,182	S *	2/2009	Trombly	D7/509	
D649,397	S *	11/2011	Wilkins	D7/396.2	
D651,853	S *	1/2012	Eyal	D7/510	
D654,762	S *	2/2012	Gilbert	D7/510	
D695,138	S *	12/2013	Ball	D9/435	
D729,584	S *	5/2015	Weston	D7/510	
D743,745	S *	11/2015	Saber	D7/523	
D760,542	S *	7/2016	Vu	D7/510	
2010/0200602	A1 *	8/2010	Chan	A47G 19/2227	220/714

* cited by examiner

Primary Examiner — Marianne Pandozzi

Assistant Examiner — Jae Liang

(74) *Attorney, Agent, or Firm* — Wells St. John, P.S.

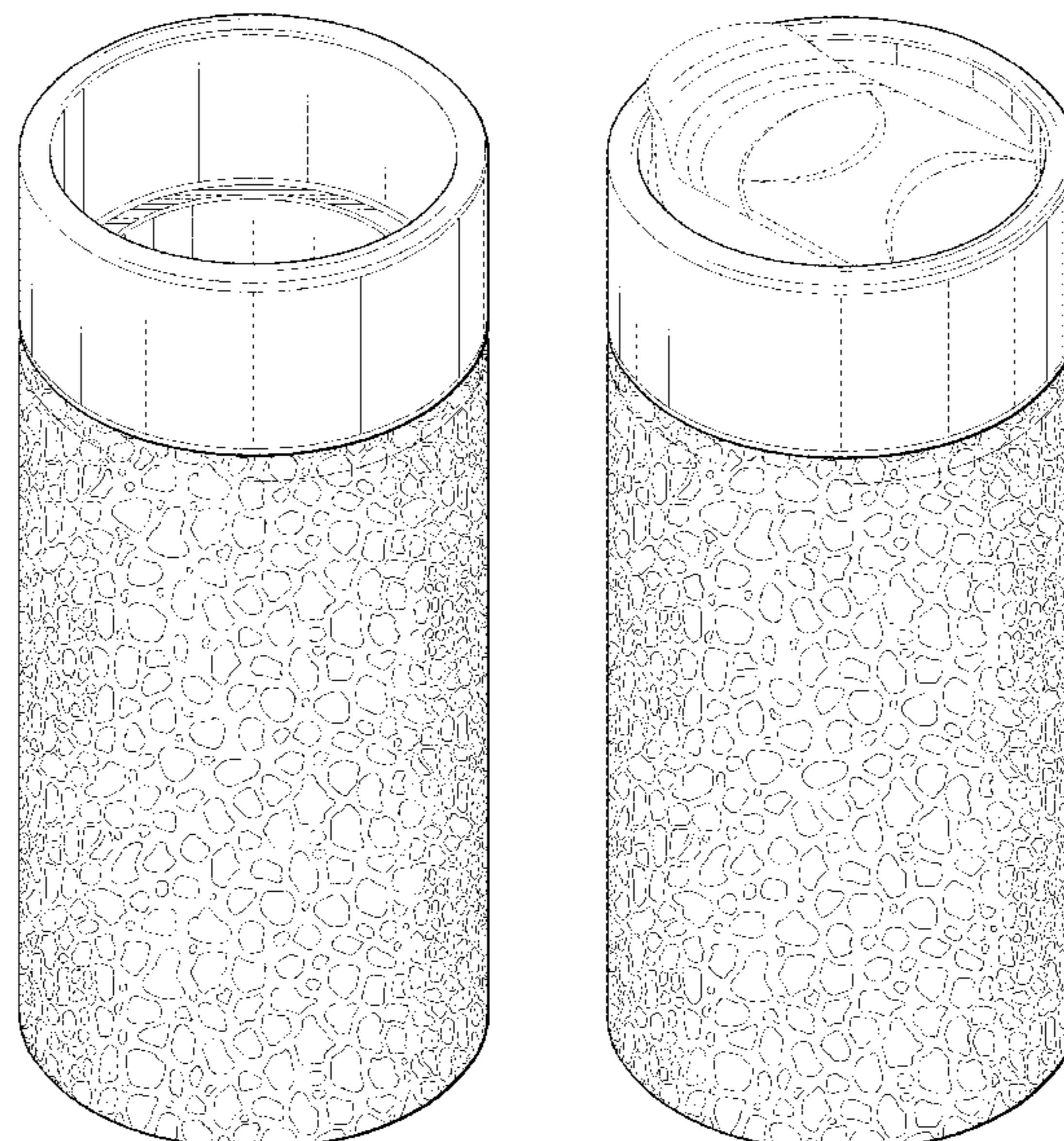
(57) **CLAIM**

I claim the ornamental design for a dual textured coffee mug, as shown and described.

DESCRIPTION

FIG. 1 is an isometric view of a dual textured coffee mug showing my new design;
 FIG. 2 is a front view of the dual textured coffee mug invention;
 FIG. 3 is a top view of the dual textured coffee mug invention;
 FIG. 4 is a bottom view of the dual textured coffee mug invention;
 FIG. 5 is a cross sectional view of the dual textured coffee mug showing a section taken along line 5-5 of FIG. 3;
 FIG. 6 is an isometric view of the dual layered coffee mug as used with a lid; and,
 FIG. 7 is an enlarged view of the dashed rectangular section shown in FIG. 2.

1 Claim, 6 Drawing Sheets



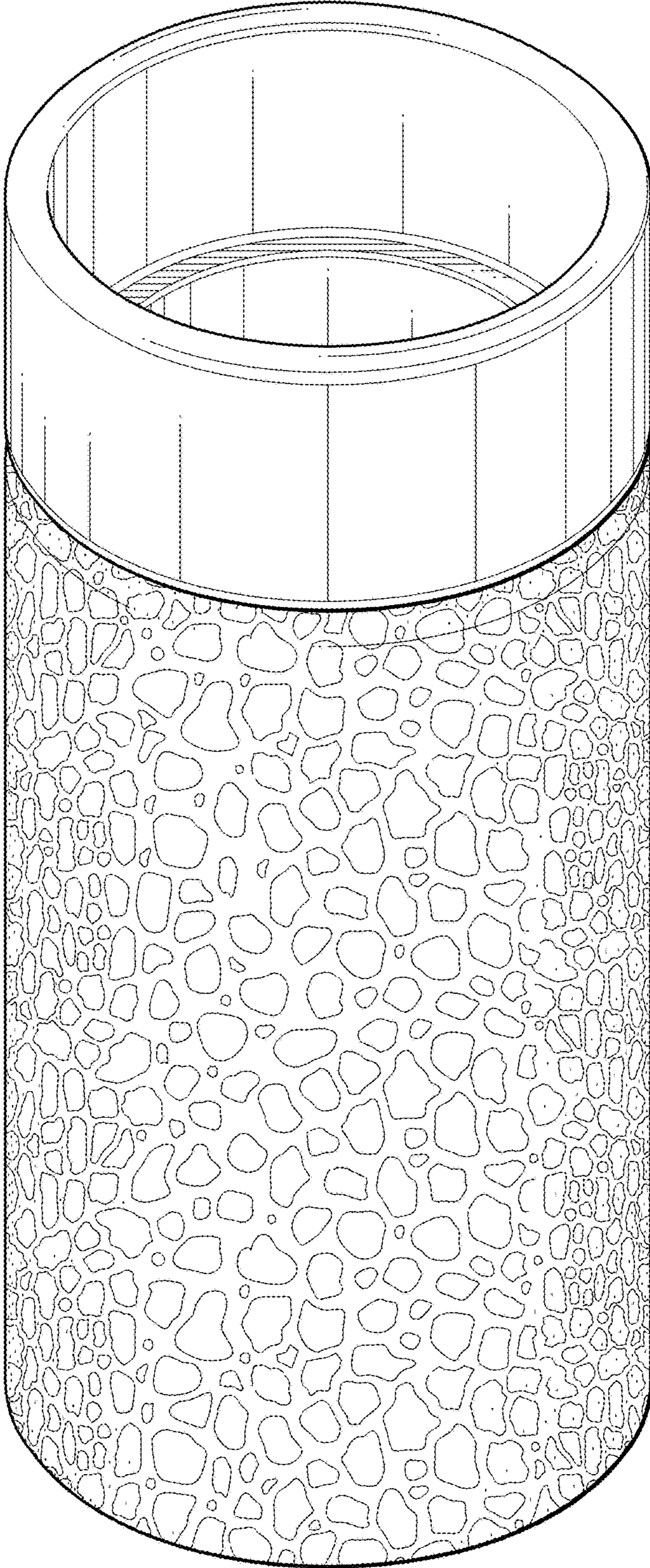


FIG. 1

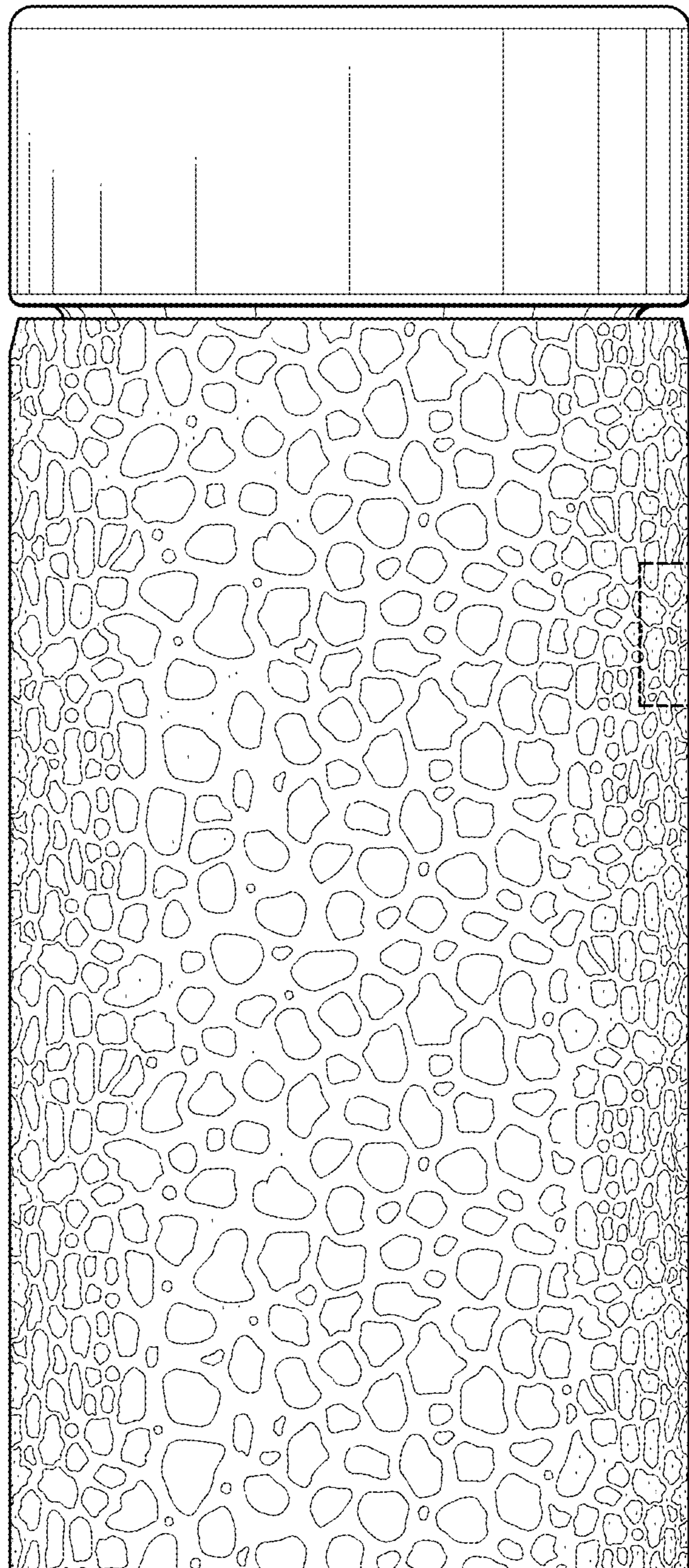


FIG. 2

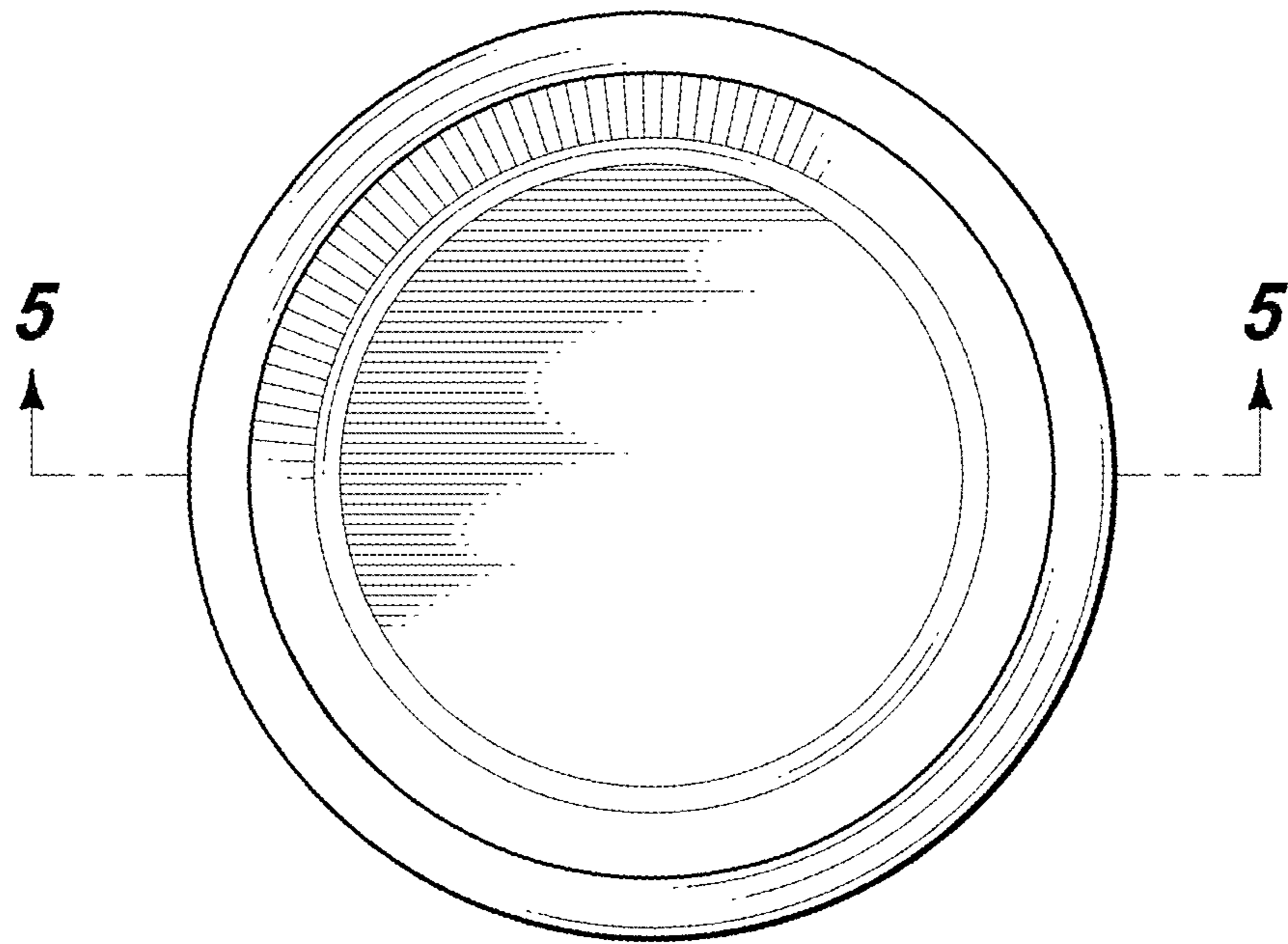


FIG. 3

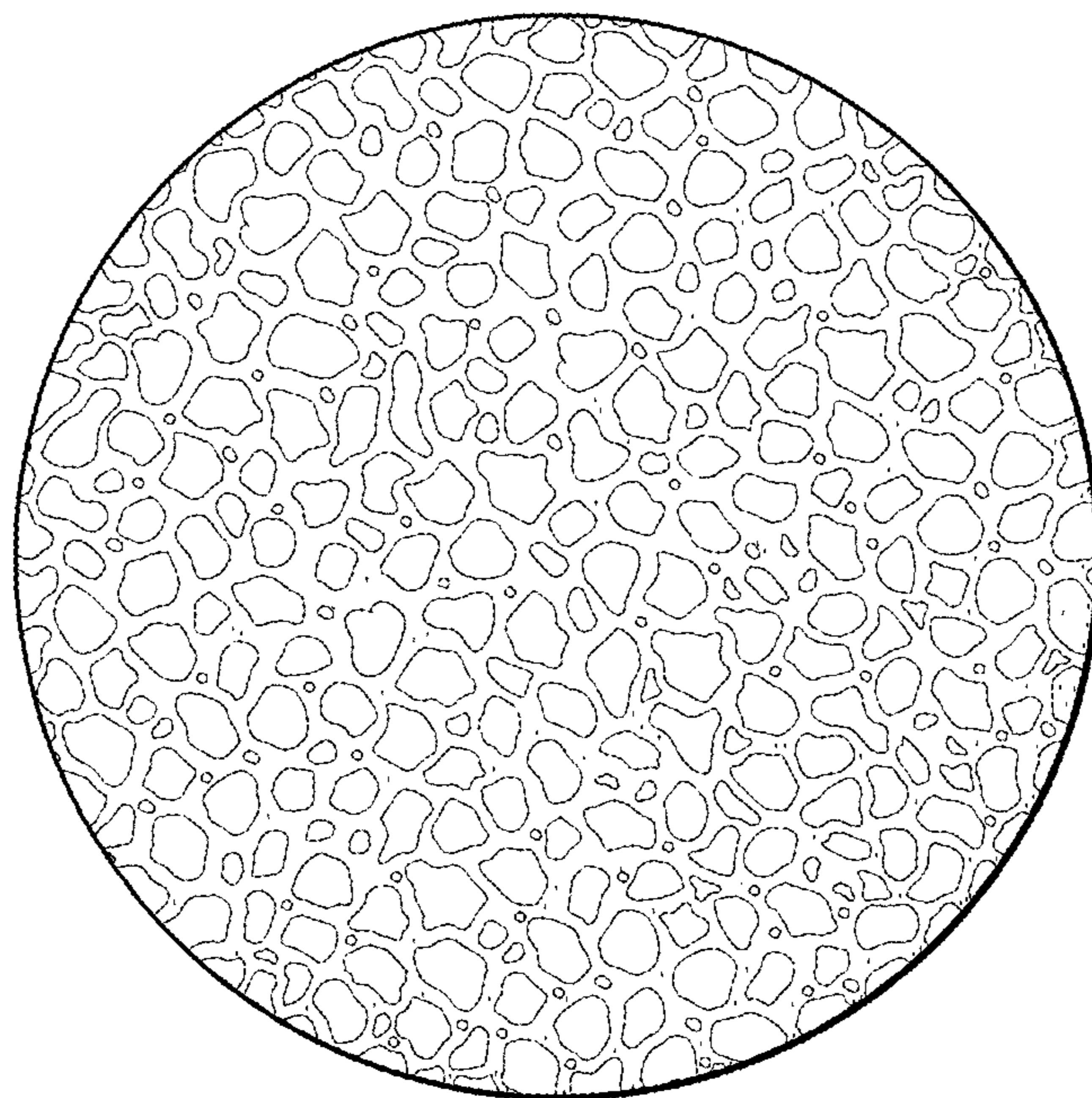


FIG. 4

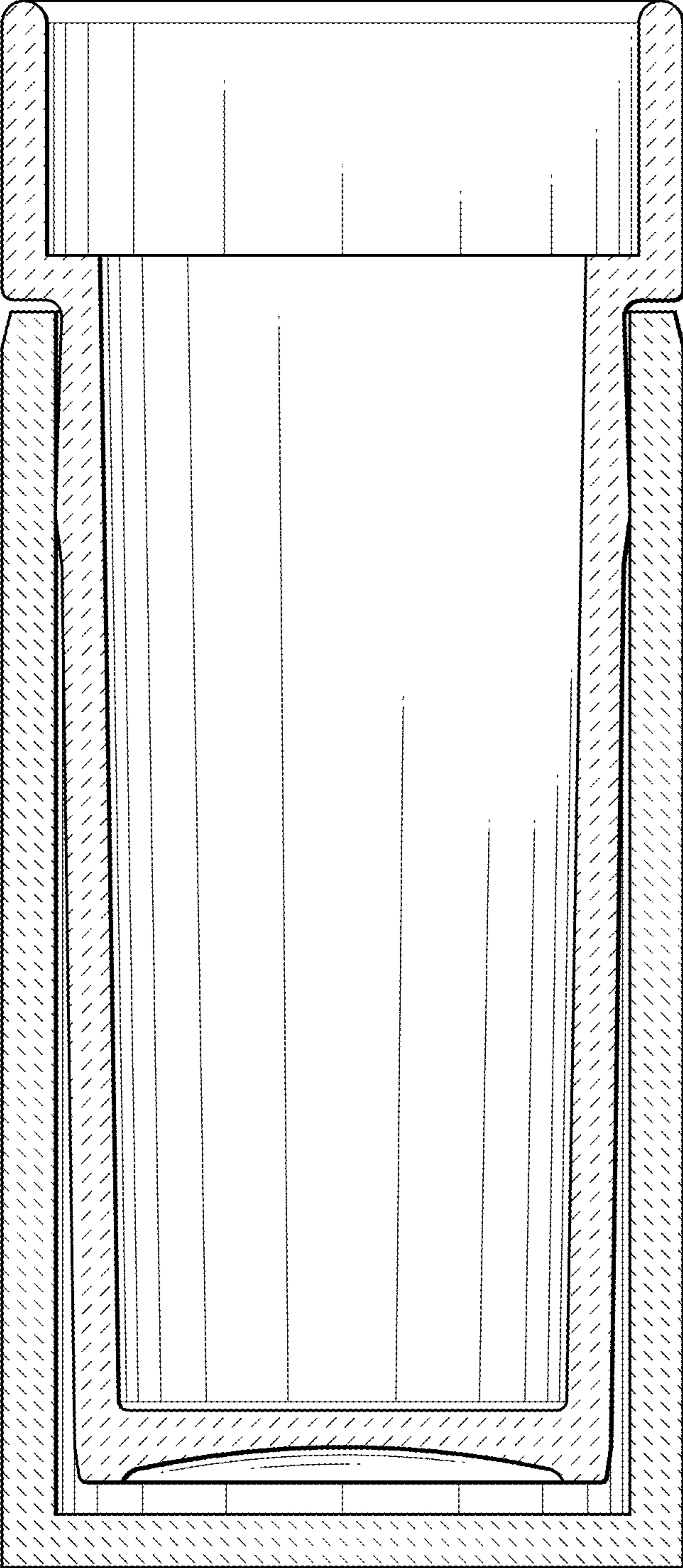


FIG. 5

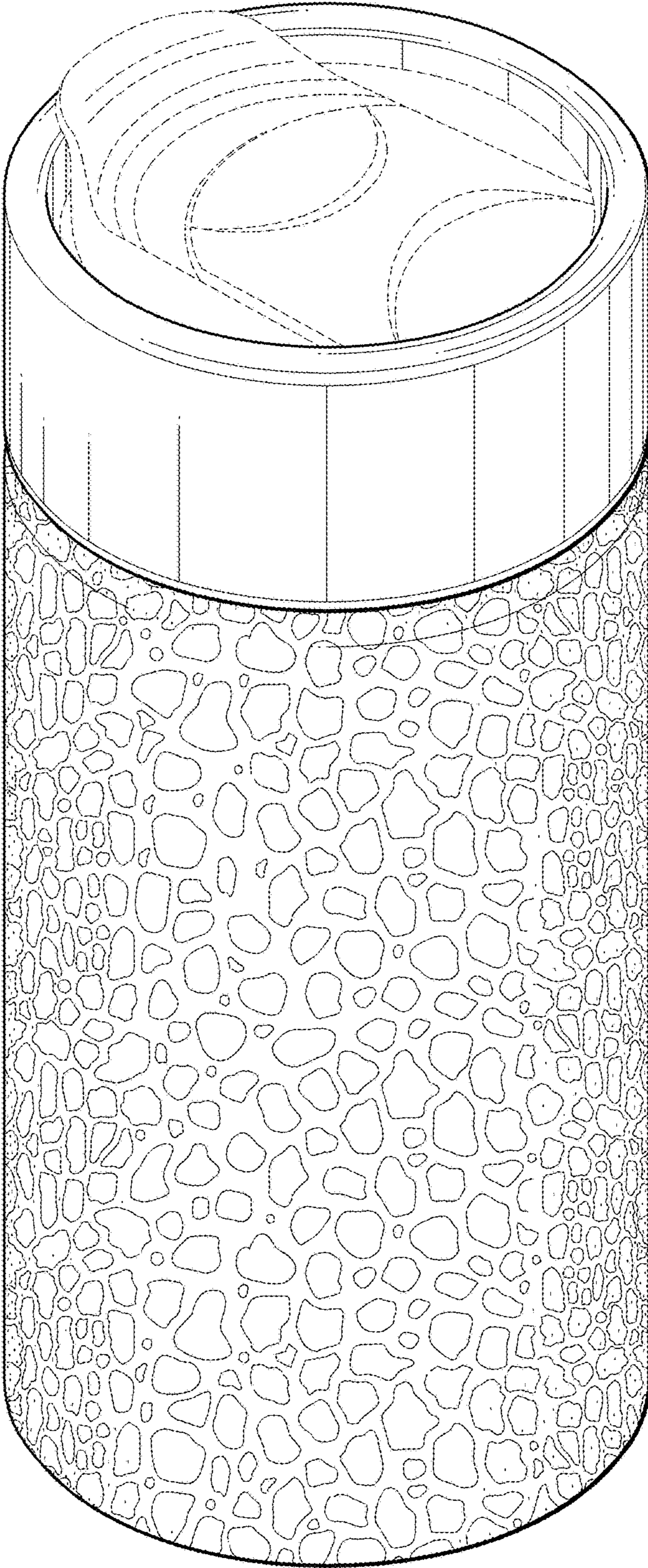


FIG. 6

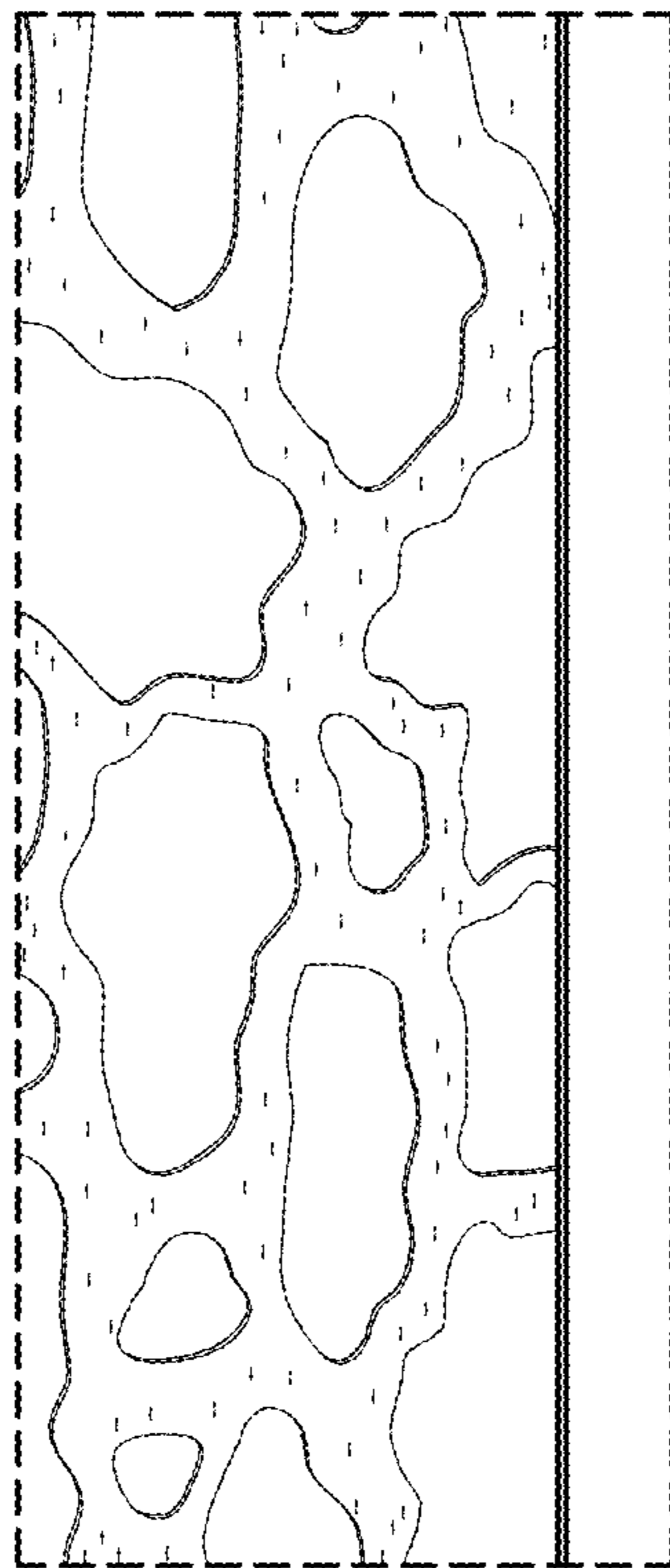


FIG. 7