



US00D775889S

(12) **United States Design Patent**
Burns

(10) **Patent No.:** **US D775,889 S**

(45) **Date of Patent:** **** Jan. 10, 2017**

(54) **TOOL FOR THAWING FOOD**

(71) Applicant: **James E. Burns**, Lighthouse Point, FL
(US)

(72) Inventor: **James E. Burns**, Lighthouse Point, FL
(US)

(**) Term: **14 Years**

(21) Appl. No.: **29/518,144**

(22) Filed: **Feb. 20, 2015**

(51) **LOC (10) Cl.** **07-06**

(52) **U.S. Cl.**
USPC **D7/368**

(58) **Field of Classification Search**
USPC D7/368, 363, 698
CPC A23L 3/365; F28F 3/02; A47J 27/022;
A23B 7/0433; A23B 7/04; A23B 7/045
See application file for complete search history.

(56) **References Cited**

U.S. PATENT DOCUMENTS

- 5,349,899 A * 9/1994 Tominaga A47J 27/022
165/185
- 5,368,093 A * 11/1994 Takehashi A23L 3/365
126/400

- D365,182 S * 12/1995 Zehrung D32/55
- D367,399 S * 2/1996 Brooks D7/362
- 5,713,414 A * 2/1998 Ko A23B 7/045
165/185
- D473,112 S * 4/2003 de Groote D7/698
- 6,601,642 B1 8/2003 Randall
- D492,166 S * 6/2004 Kaposi D7/698

* cited by examiner

Primary Examiner — Terry Wallace

(74) *Attorney, Agent, or Firm* — Malin Haley DiMaggio
& Bowen, P.A.

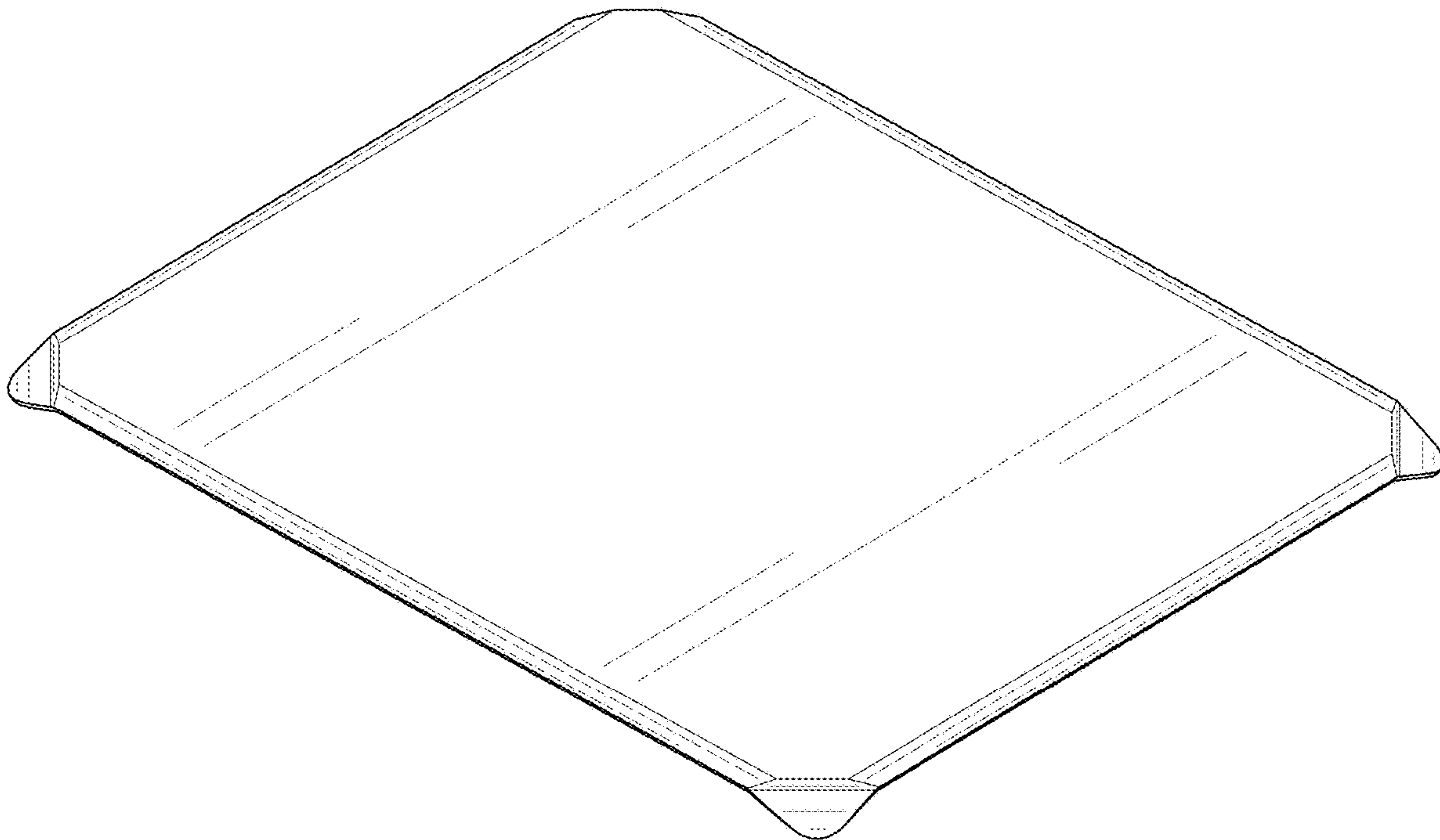
(57) **CLAIM**

The ornamental design for a tool for thawing food, as shown and described.

DESCRIPTION

FIG. 1 is a top perspective view of the tool for thawing food, showing the new design;
 FIG. 2 is a bottom perspective view thereof;
 FIG. 3 is a top plan view thereof;
 FIG. 4 is a bottom plan view thereof;
 FIG. 5 is a right side elevational view thereof; the left side elevational view is identical; and,
 FIG. 6 is a top elevational view thereof; the bottom elevational view is identical.

1 Claim, 5 Drawing Sheets



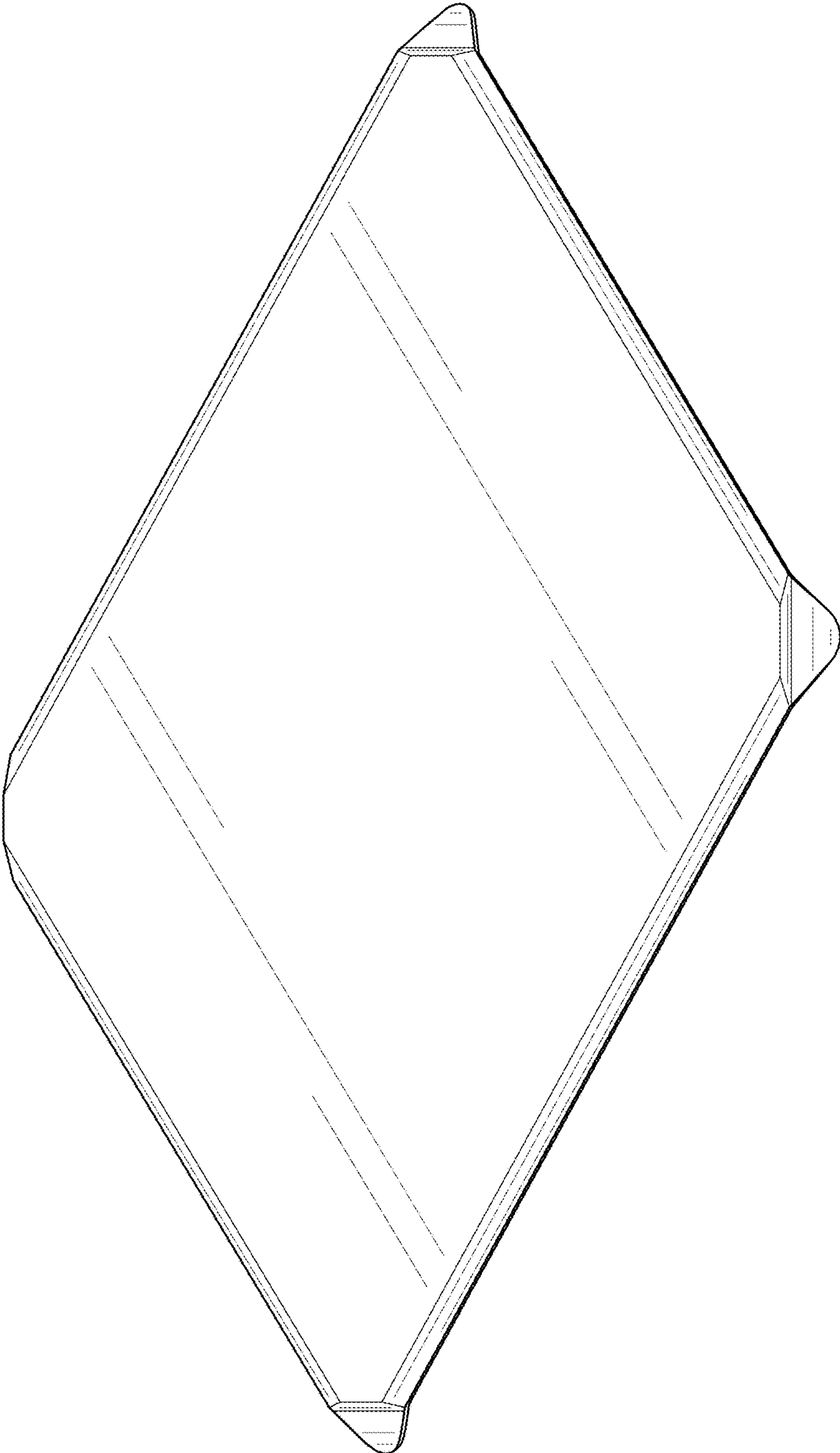


FIG. 1

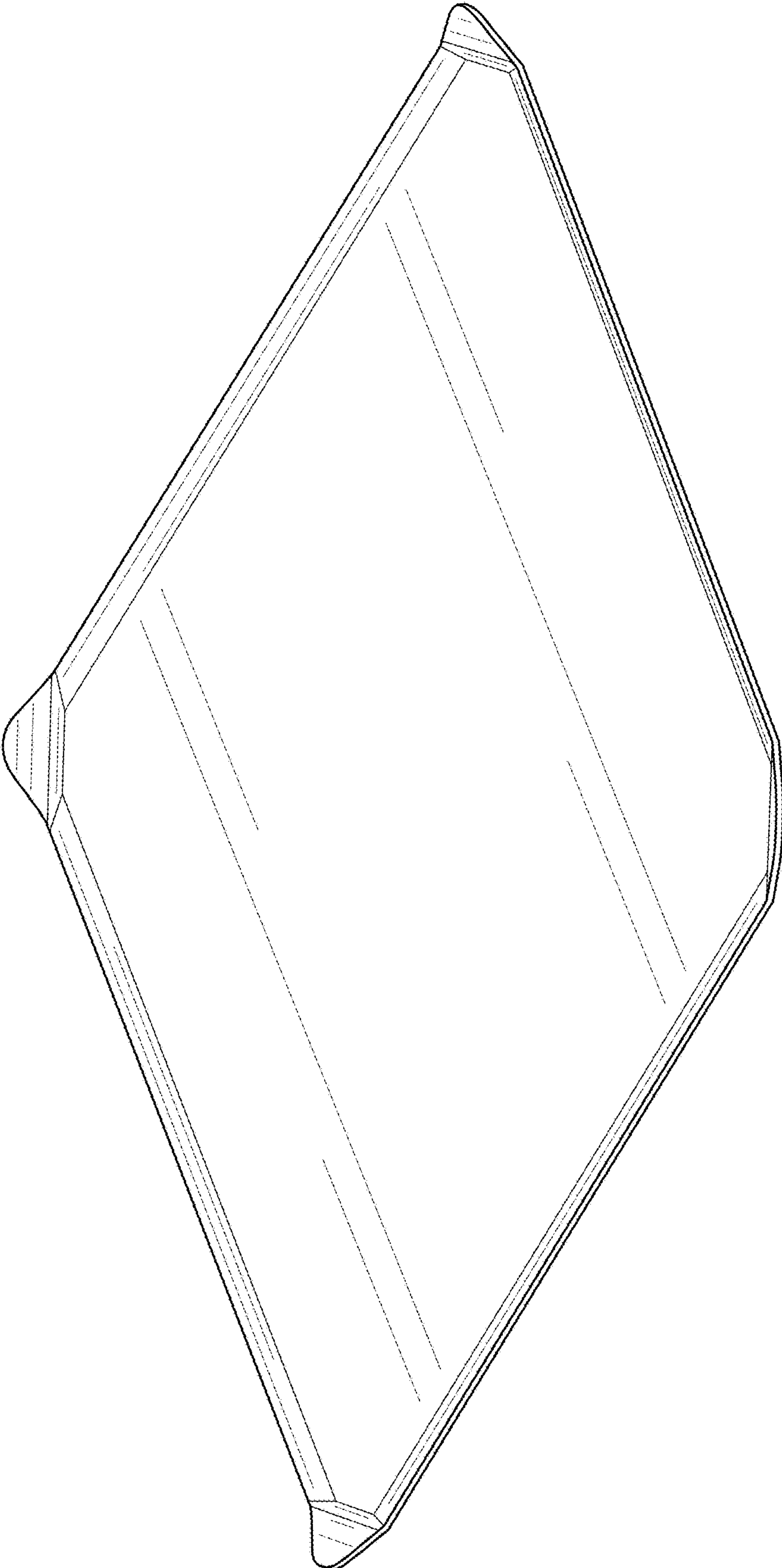


FIG. 2




FIG. 3




FIG. 4



FIG. 5

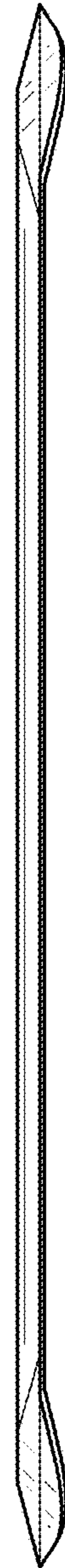


FIG. 6