



US00D775887S

(12) **United States Design Patent** (10) **Patent No.:** **US D775,887 S**
Atkin et al. (45) **Date of Patent:** **** Jan. 10, 2017**

- (54) **COFFEE MAKER** 4,558,640 A * 12/1985 Marchant A47J 31/0573
99/300
- (71) Applicant: **Spectrum Brands, Inc.**, Middleton, WI (US) D287,212 S * 12/1986 Daugherty D7/309
D291,766 S * 9/1987 Steinkamp D7/309
4,725,714 A * 2/1988 Naya A47J 31/52
219/493
- (72) Inventors: **Andrew Alan Atkin**, Rotherham (GI);
Luke Charles Bradshaw, Manchester (GB); **Daniele Rosati**, Verona, WI (US); **Cassandra Schuette**, Madison, WI (US); **Javier Barquin**, Madison, WI (US) D295,653 S * 5/1988 Colclasure D21/627
4,748,901 A * 6/1988 Burmeister A47J 31/0573
99/295
D317,546 S * 6/1991 Rakocy D7/309
5,335,589 A * 8/1994 Yerves, Jr. A47G 19/14
215/6
D354,484 S * 1/1995 Skaggs D14/410
D408,206 S * 4/1999 Stafford D7/306
6,095,031 A * 8/2000 Warne A47J 31/007
99/282
D454,023 S * 3/2002 Wang D7/309
D510,675 S * 10/2005 Ball D7/306
D575,571 S * 8/2008 Hammad D7/300
D615,339 S * 5/2010 Bronwasser D7/306
D686,033 S * 7/2013 Burton D7/306
D692,713 S * 11/2013 Diehl D7/306
- (73) Assignee: **Spectrum Brands, Inc.**, Middleton, WI (US)
- (**) Term: **14 Years**
- (21) Appl. No.: **29/519,770**
- (22) Filed: **Mar. 6, 2015**

- (51) **LOC (10) Cl.** **07-01**
- (52) **U.S. Cl.**
USPC **D7/309; D7/311; D7/306**
- (58) **Field of Classification Search**
USPC D7/300, 309-311, 306-308, 305,
D7/355,362, 365, 367; 222/146.6, 185.1,
222/135; 99/295, 273, 304, 288, 279, 307,
99/283, 315; 426/431, 231
CPC A47J 31/46; A47J 31/407; A47J 31/50;
A47J 31/18; A47J 31/00; A47J
27/04; A47J 31/0573; A47J 31/52
See application file for complete search history.

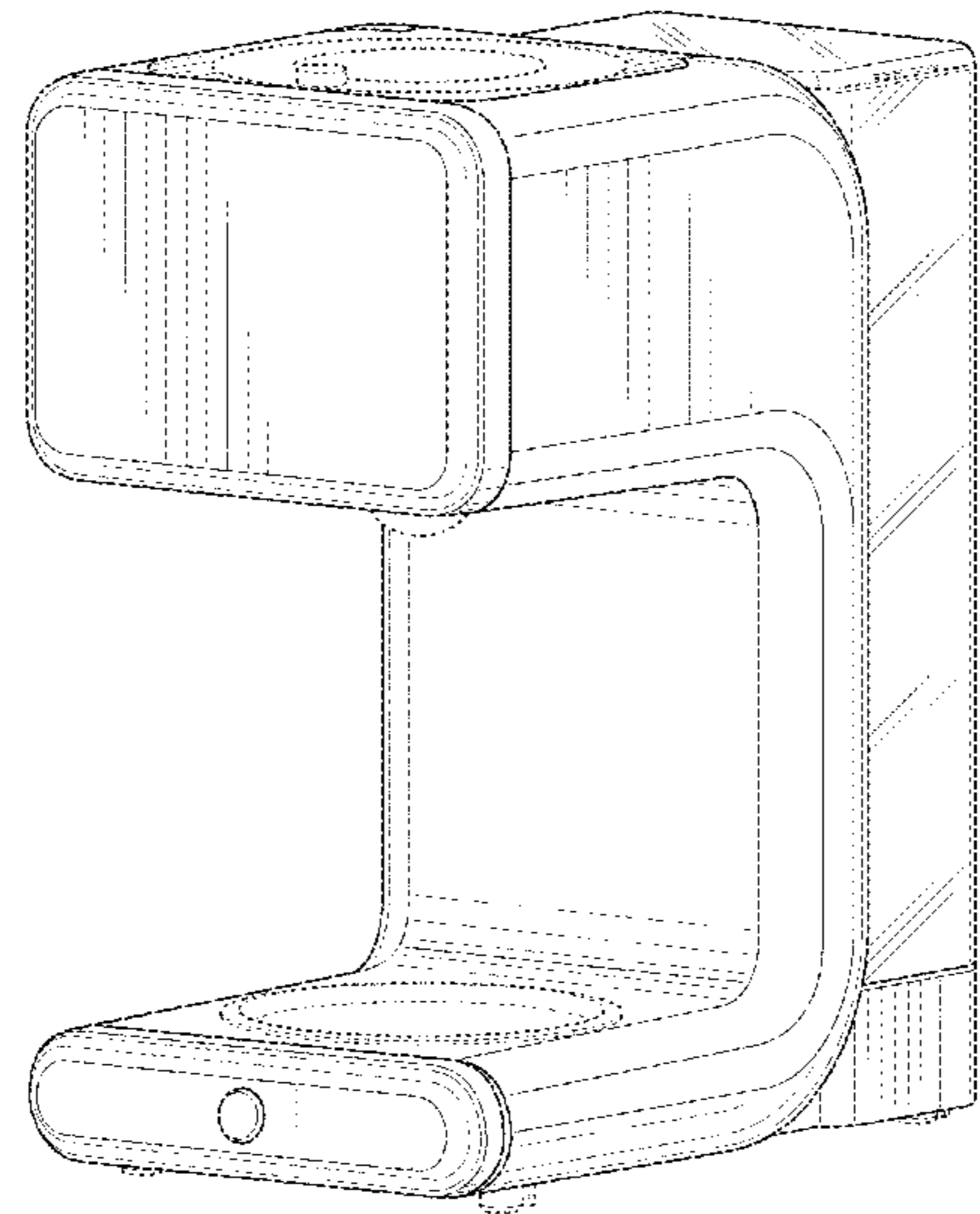
- (56) **References Cited**
U.S. PATENT DOCUMENTS
D209,126 S * 10/1967 Martin D7/309
4,142,840 A * 3/1979 Kemp A47J 31/0573
417/209
4,218,965 A * 8/1980 Petry A47J 31/0573
99/283

Primary Examiner — Marianne Pandozzi
(74) Attorney, Agent, or Firm — Banner & Witcoff, Ltd.

(57) **CLAIM**
The ornamental design for a coffee maker, as shown and described.

DESCRIPTION
FIG. 1 is a front perspective view of a coffee maker showing our new design;
FIG. 2 is a right side view thereof;
FIG. 3 is a left side view thereof;
FIG. 4 is a front view thereof;
FIG. 5 is a rear view thereof;
FIG. 6 is top view thereof; and,
FIG. 7 is a bottom view thereof.
The broken lines in the drawing depict portions of the coffee maker that form no part of the claimed design

1 Claim, 7 Drawing Sheets



(56)

References Cited

U.S. PATENT DOCUMENTS

D702,237 S *	4/2014	Oberpriller	D14/420
D718,414 S *	11/2014	Lo	D23/207
D724,883 S *	3/2015	Lamb	D7/306
D732,329 S *	6/2015	Palermo	D7/306
D734,635 S *	7/2015	Behar	D7/306
D735,527 S *	8/2015	Palermo	D7/309
D738,663 S *	9/2015	De'Longhi	D7/306
D755,556 S *	5/2016	Bandixen	D7/306

* cited by examiner

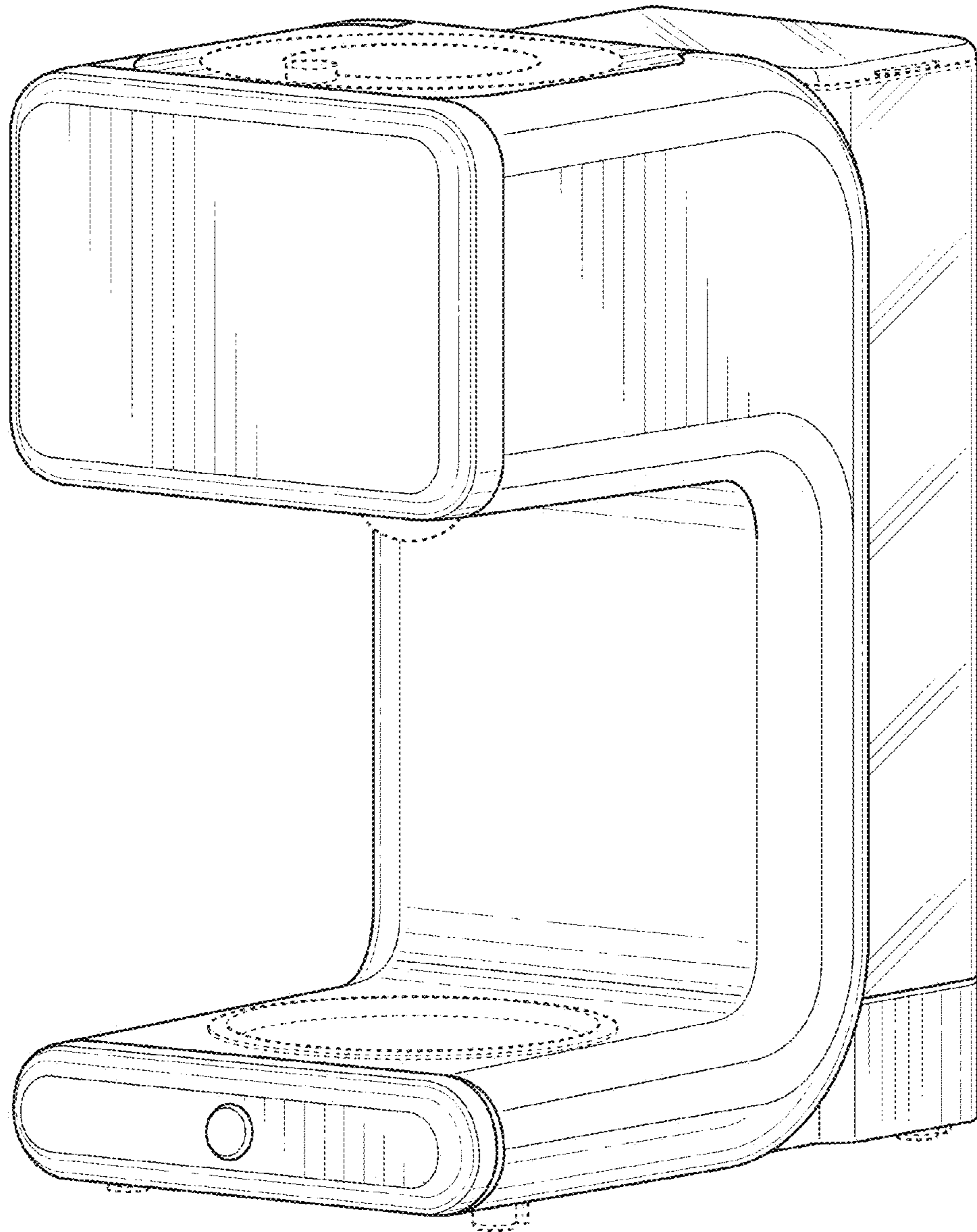


FIG. 1

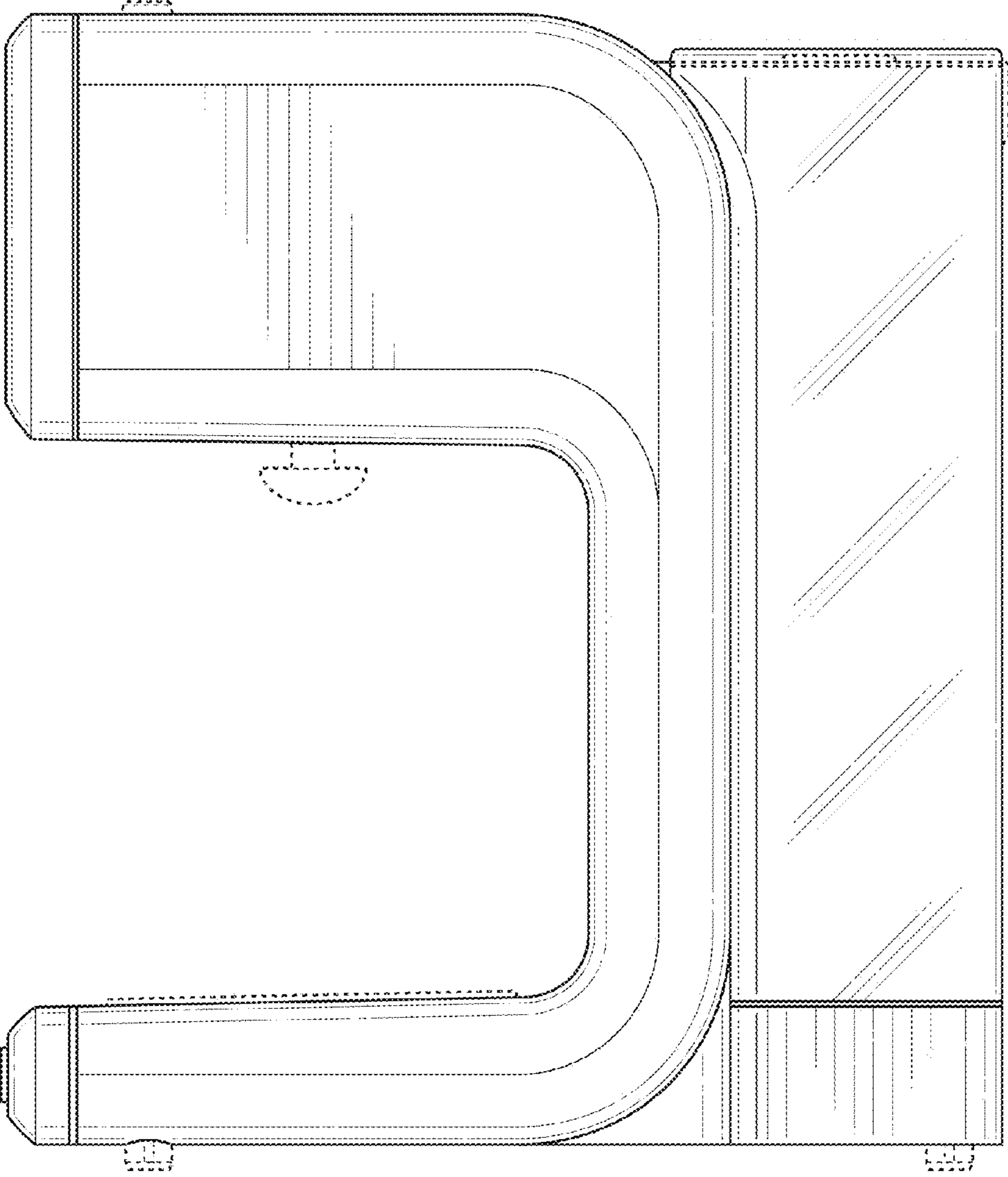


FIG. 2

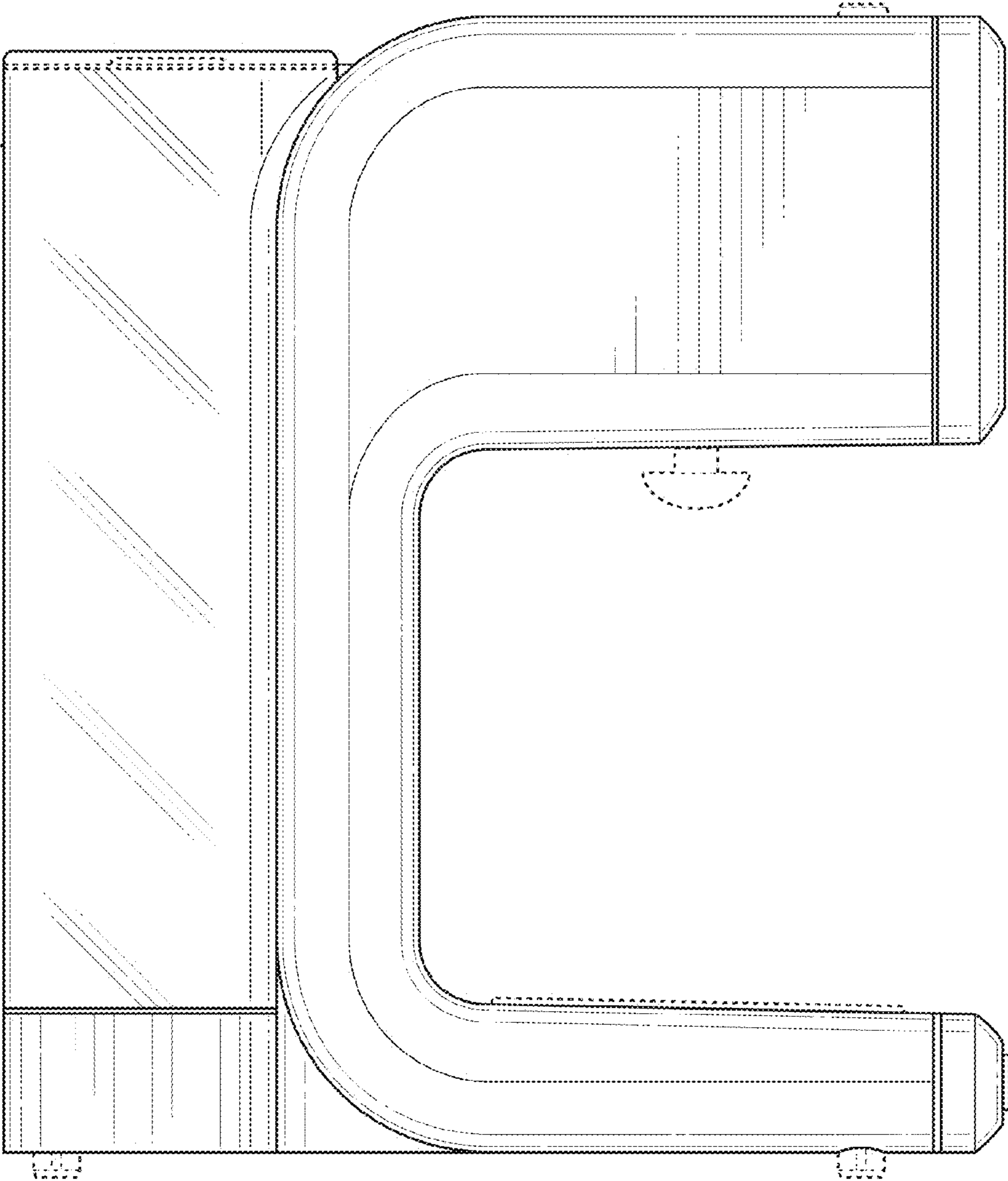


FIG. 3

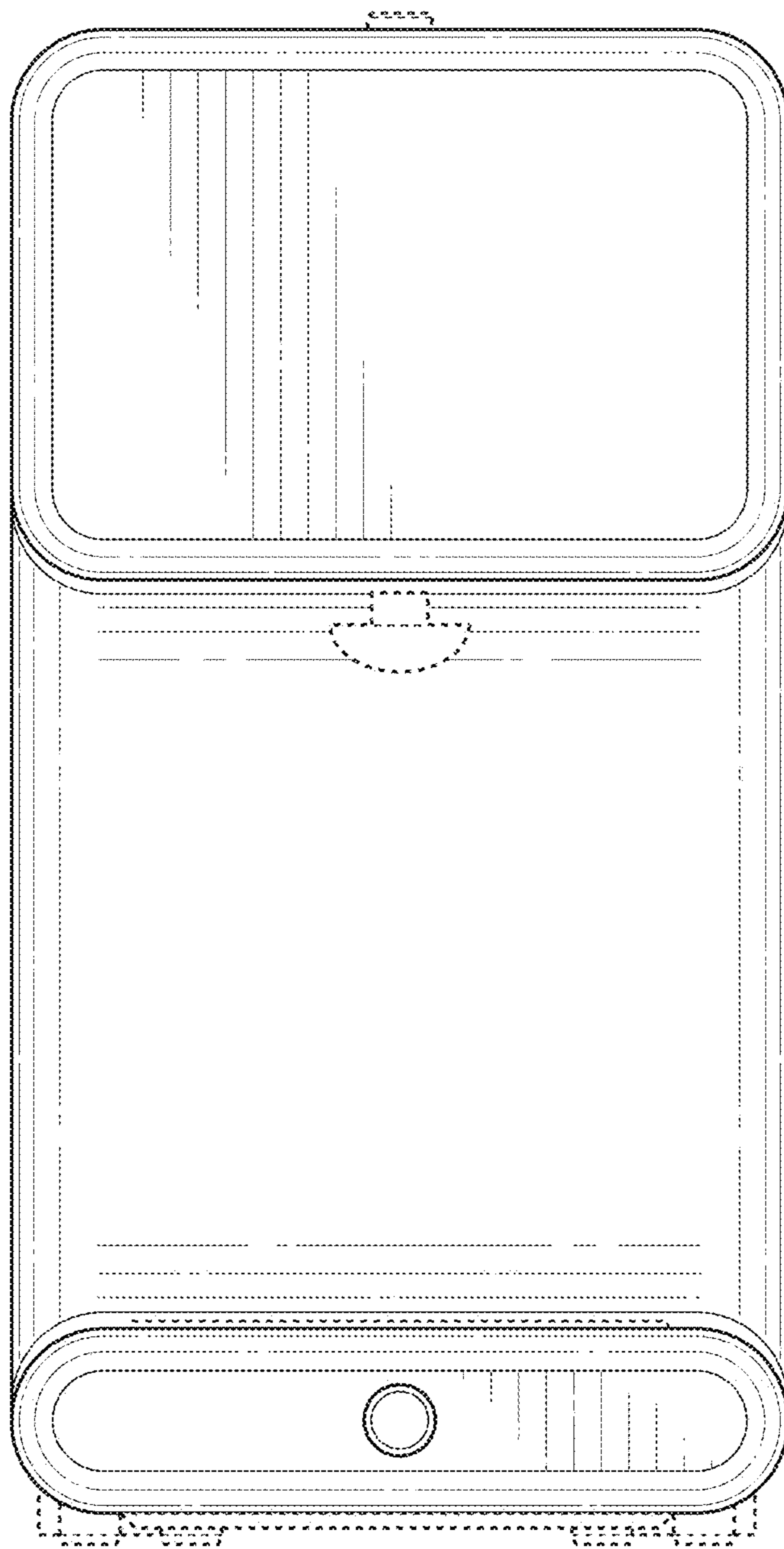


FIG. 4




FIG. 5

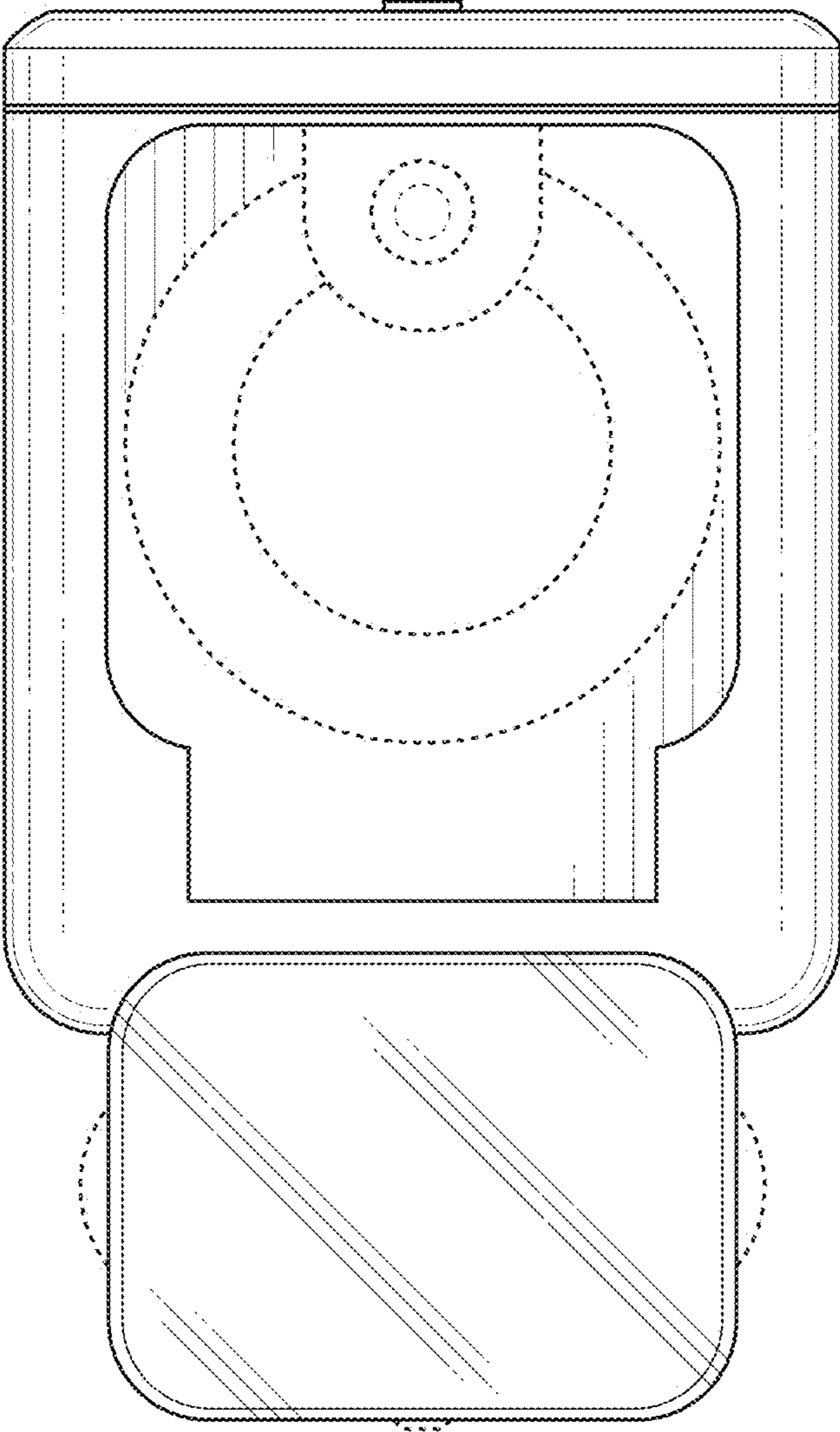


FIG. 6

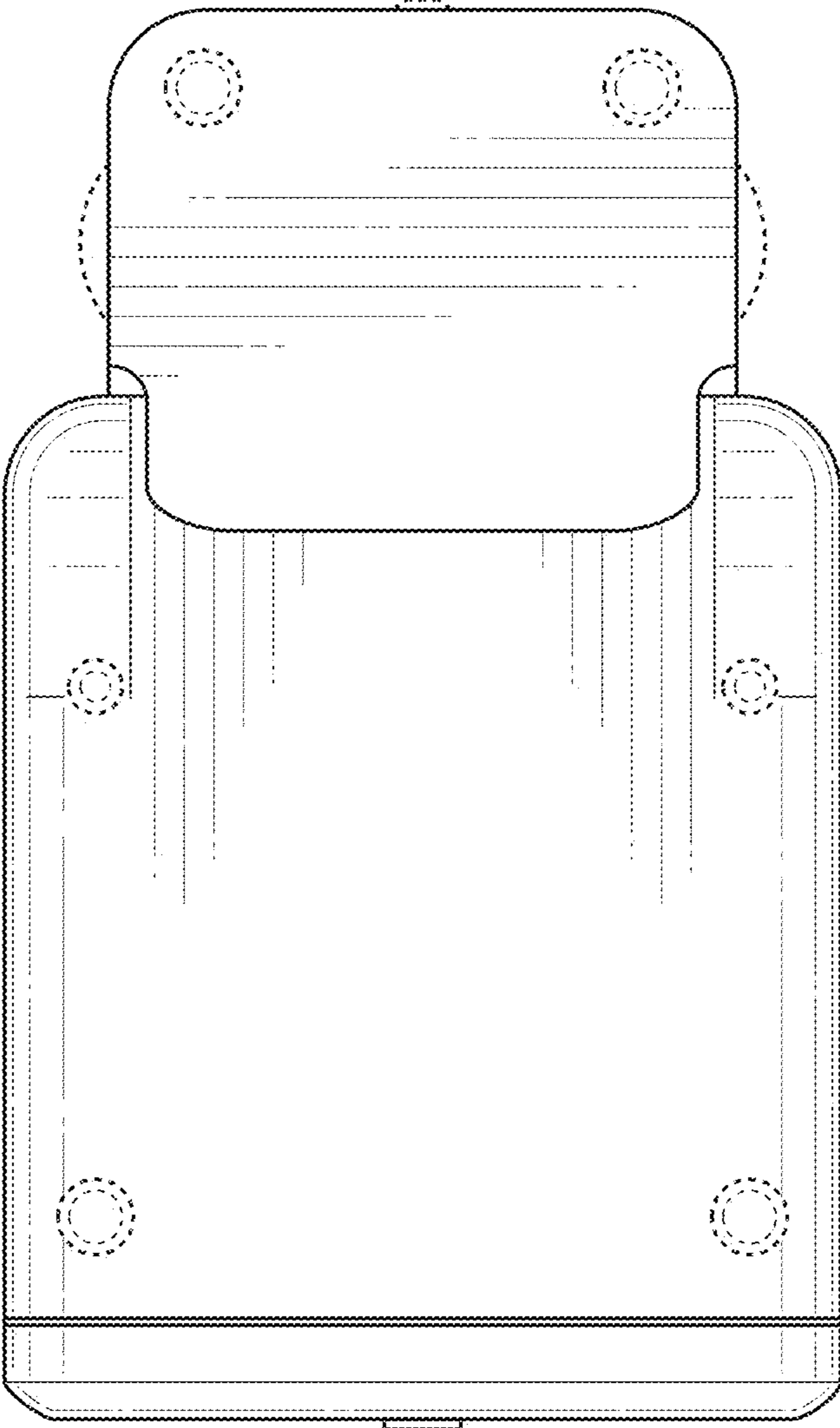


FIG. 7