



US00D775886S

(12) **United States Design Patent**  
**Burden**

(10) **Patent No.:** **US D775,886 S**

(45) **Date of Patent:** **\*\* Jan. 10, 2017**

(54) **HEADBOARD**

(71) Applicant: **Ian James Burden**, Sovereign Islands  
(AU)

(72) Inventor: **Ian James Burden**, Sovereign Islands  
(AU)

(\*\*) Term: **14 Years**

(21) Appl. No.: **29/500,508**

(22) Filed: **Aug. 26, 2014**

(30) **Foreign Application Priority Data**

Feb. 26, 2014 (AU) ..... 10886/2014

(51) **LOC (10) Cl.** ..... **06-06**

(52) **U.S. Cl.**  
USPC ..... **D6/718.21**

(58) **Field of Classification Search**  
USPC ..... D6/382-384, 391-395, 718, 718.13,  
D6/718.19, 718.2, 718.21, 718.22,  
D6/718.23, 718.3

CPC ..... A47C 17/00; A47C 19/00; A47C 19/02;  
A47C 19/022; A47D 7/00; A47D 7/01;  
A47D 11/005

See application file for complete search history.

(56) **References Cited**

**U.S. PATENT DOCUMENTS**

2,406,496 A \* 8/1946 Hambacher ..... A63H 3/52  
217/12 R  
D341,498 S \* 11/1993 Ball ..... D6/383  
D353,954 S \* 1/1995 Bowman ..... D6/393  
D370,364 S \* 6/1996 Proano ..... D6/395

D386,914 S \* 12/1997 Proano ..... D6/395  
D387,215 S \* 12/1997 Proano ..... D6/393  
6,704,950 B1 \* 3/2004 Johnson ..... A47D 7/04  
5/425  
D493,040 S \* 7/2004 Wanek ..... D6/393  
D513,912 S \* 1/2006 Mohundro ..... D6/718.21  
2014/0173823 A1 \* 6/2014 Chui ..... A47D 11/005  
5/93.2

**OTHER PUBLICATIONS**

Solid Slatted Headboard, This End Up Furniture Company, © 2016, site visited Jul. 1, 2016, available from internet, <URL: <http://www.thisendup.com/item/1/ClassicSolidEndHalfBunkBed.htm>>.\*  
Janel Headboard, Dreams Bed and Furniture Warehouse, © 2016, site visited Jul. 1, 2016, available from internet, <URL: <http://www.dreamswarehouse.co.za/p/778698/amanda--slatted-solid-pine-headboard>>.\*

\* cited by examiner

*Primary Examiner* — Cathron Brooks

(74) *Attorney, Agent, or Firm* — Dykema Gosset PLLC

(57) **CLAIM**

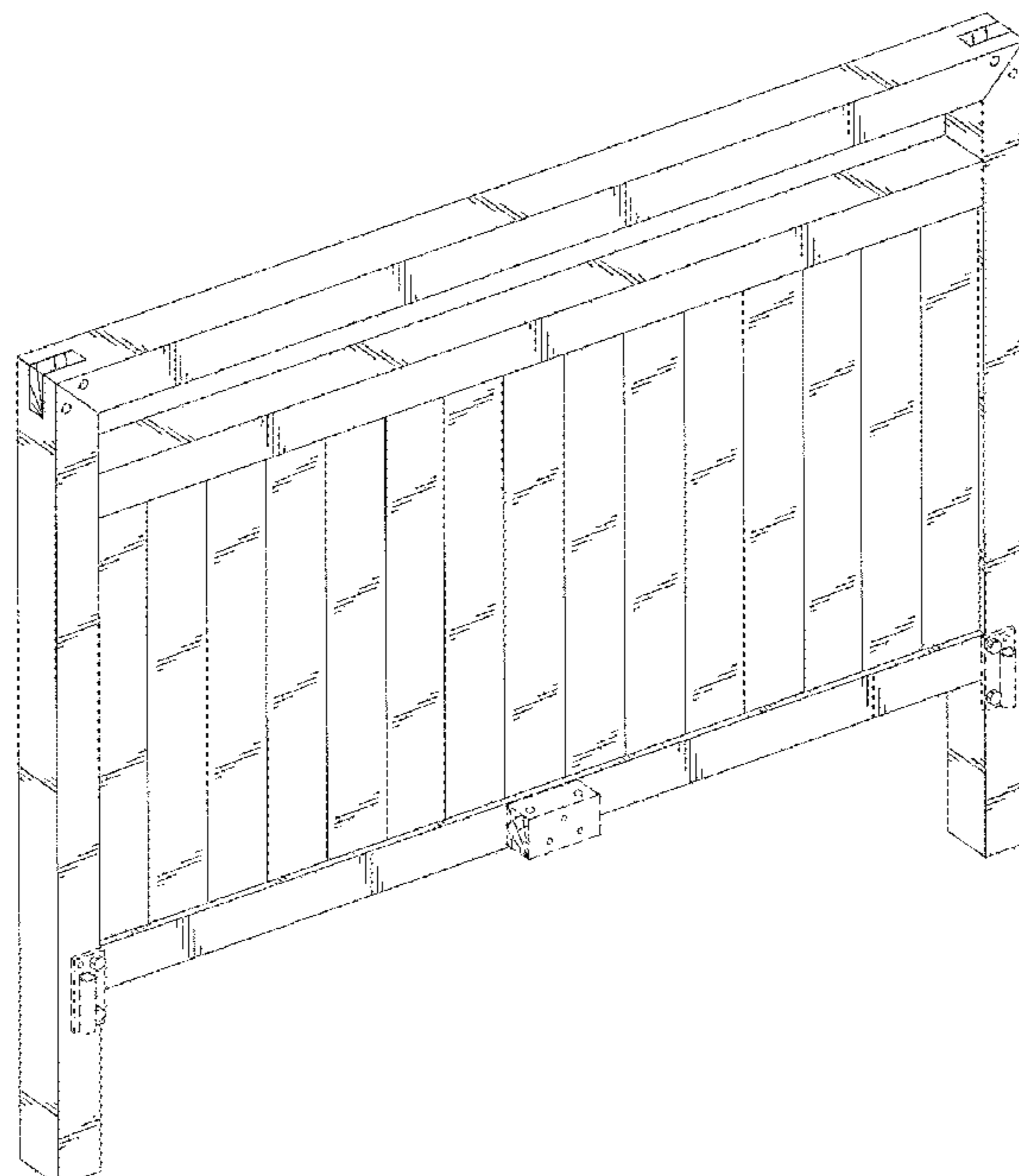
The ornamental design for a headboard, as shown and described.

**DESCRIPTION**

FIG. 1 is a left front perspective view of a headboard showing my new and ornamental design, FIG. 2 is a right front perspective view thereof, FIG. 3 is a bottom plan view thereof; and, FIG. 4 is a rear elevational view thereof.

The broken line showing in the drawings of hardware elements illustrates portions of the headboard and form no part of the claimed design.

**1 Claim, 3 Drawing Sheets**



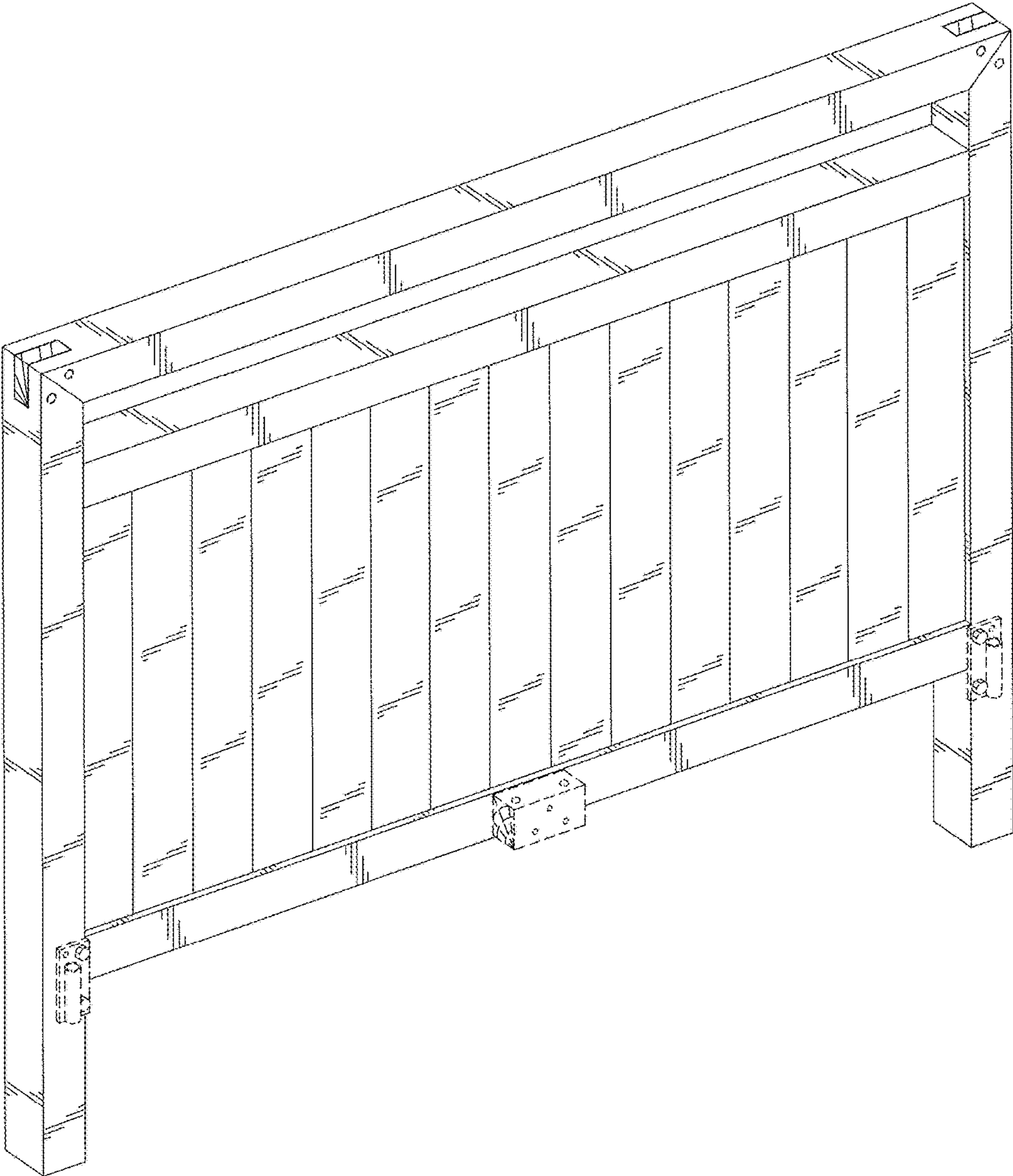


FIG. 1

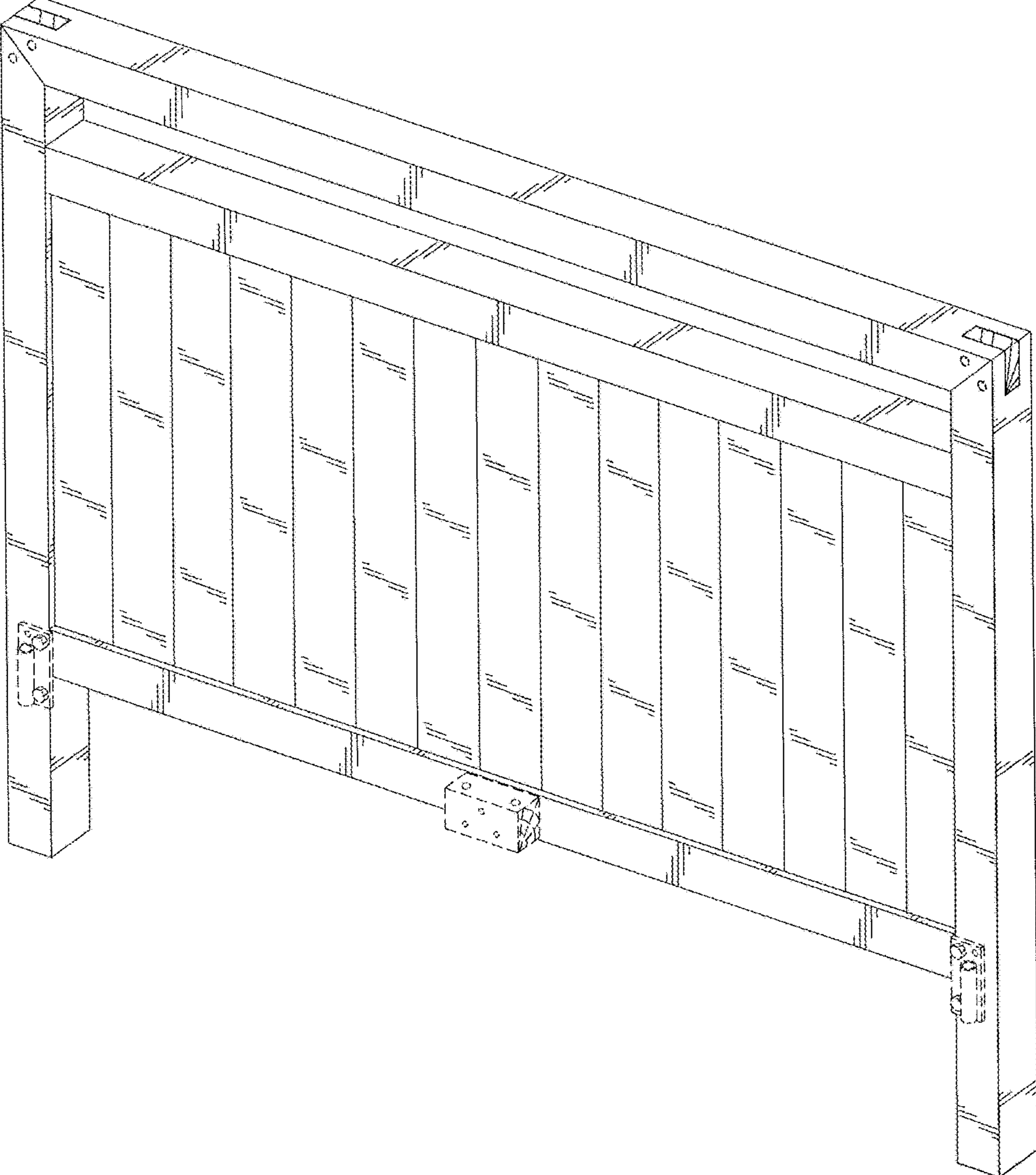
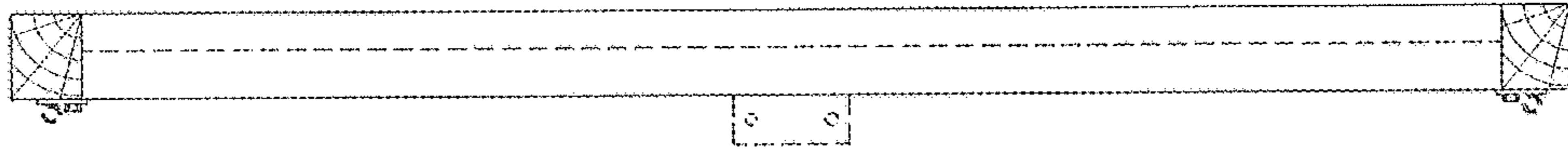
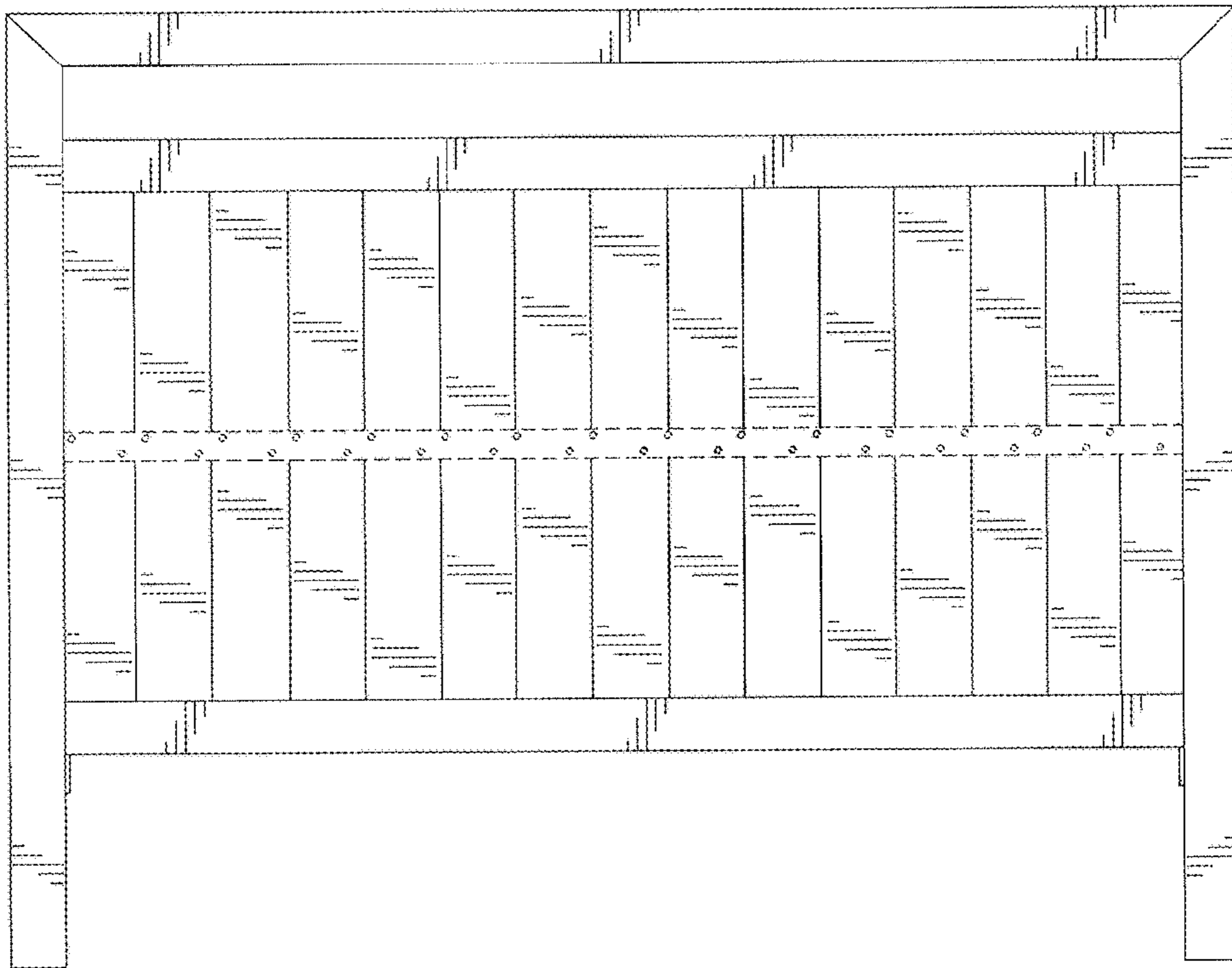


FIG. 2



**FIG. 3**



**FIG. 4**