



US00D775879S

(12) **United States Design Patent** (10) **Patent No.:** **US D775,879 S**  
**Everson et al.** (45) **Date of Patent:** **\*\* Jan. 10, 2017**

- (54) **TABLE**
- (71) Applicant: **Ashley Furniture Industries, Inc.**,  
Arcadia, WI (US)
- (72) Inventors: **Terry A. Everson**, Blair, WI (US);  
**Randy D. Domack**, Holmen, WI (US);  
**Craig C. Bacon**, Trempealeau, WI (US)
- (73) Assignee: **ASHLEY FURNITURE INDUSTRIES, INC.**, Arcadia, WI (US)
- (\*\*) Term: **15 Years**
- (21) Appl. No.: **29/543,566**
- (22) Filed: **Oct. 26, 2015**

**Related U.S. Application Data**

- (63) Continuation of application No. 29/480,414, filed on Jan. 25, 2014, now Pat. No. Des. 741,636.
- (51) **LOC (10) Cl.** ..... **06-03**
- (52) **U.S. Cl.**  
USPC ..... **D6/691.9**
- (58) **Field of Classification Search**  
USPC ..... D6/663, 671, 671.1, 691, 691.1, 691.9,  
D6/694, 694.2, 702, 709  
CPC ..... A47B 67/00; A47B 79/00; A47B 2067/00;  
A47B 7/00; A47B 13/00  
See application file for complete search history.

(56) **References Cited**

**U.S. PATENT DOCUMENTS**

D98,615 S 2/1936 Pumphrey  
D267,058 S 11/1982 Maugirard

D341,498 S 11/1993 Ball  
D376,054 S 12/1996 Bergelin  
D443,432 S 6/2001 Vaaler  
D443,447 S 6/2001 Draheim et al.  
D455,298 S \* 4/2002 McDaniel ..... D6/691  
D496,804 S \* 10/2004 Peterson ..... D6/691.9  
D507,895 S \* 8/2005 Katz ..... D6/671.1  
D535,492 S \* 1/2007 Domack ..... D6/691.9  
D564,782 S \* 3/2008 Thompson ..... D6/691.1  
D662,724 S 7/2012 Kemppainen  
D721,909 S \* 2/2015 Huang ..... D6/691.9

\* cited by examiner

*Primary Examiner* — Mary Ann Calabrese  
(74) *Attorney, Agent, or Firm* — McAndrews, Held & Malloy, Ltd.

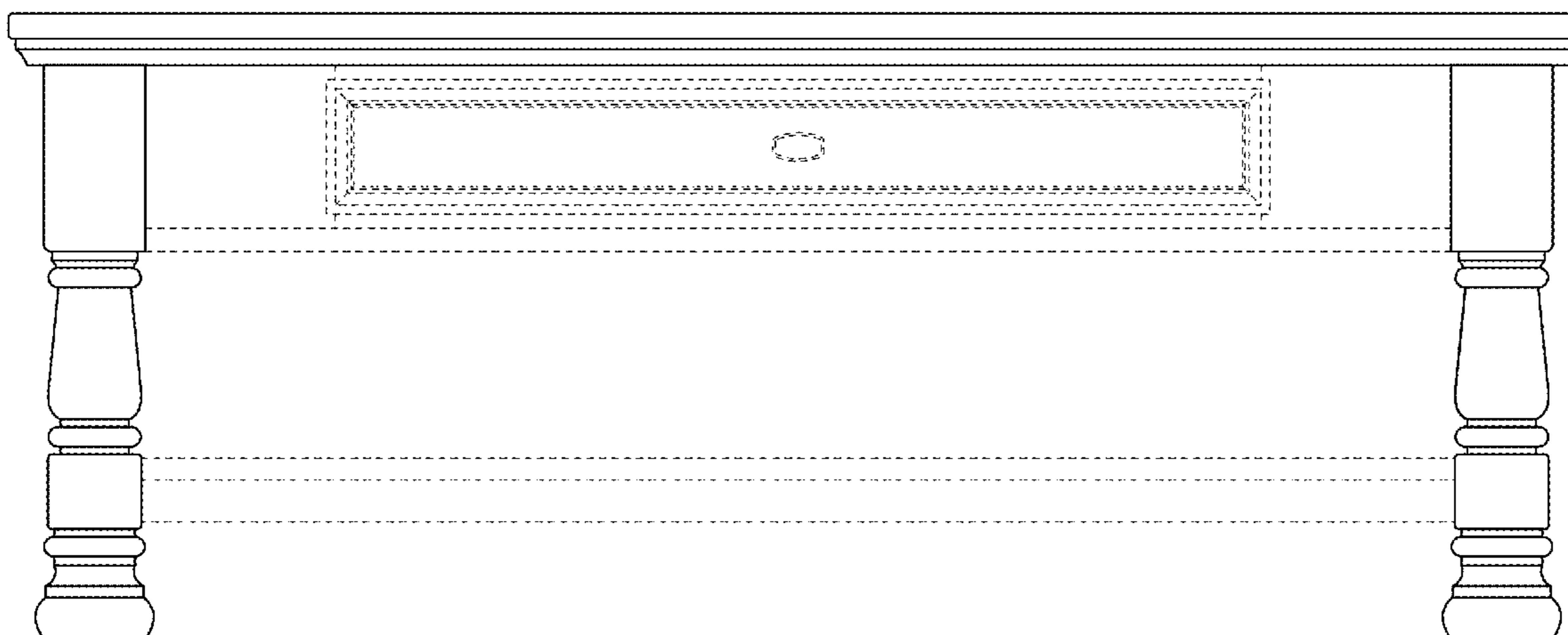
(57) **CLAIM**

The ornamental design for a table, as shown and described.

**DESCRIPTION**

FIG. 1 is a front elevation view of a first embodiment of a table showing our new design;  
FIG. 2 is a right side elevation view thereof; the left side elevation view being a mirror image thereof;  
FIG. 3 is a top plan view thereof;  
FIG. 4 is a front elevation view of a second embodiment of a table showing our new design;  
FIG. 5 is a right side elevation view thereof; the left side elevation view being a mirror image thereof; and,  
FIG. 6 is a top plan view thereof.  
The broken lines in the figures illustrate portions of the table that form no part of the claimed design.  
Any views not shown in the figures form no part of the claimed design.

**1 Claim, 6 Drawing Sheets**






FIG. 1




FIG. 2




FIG. 3

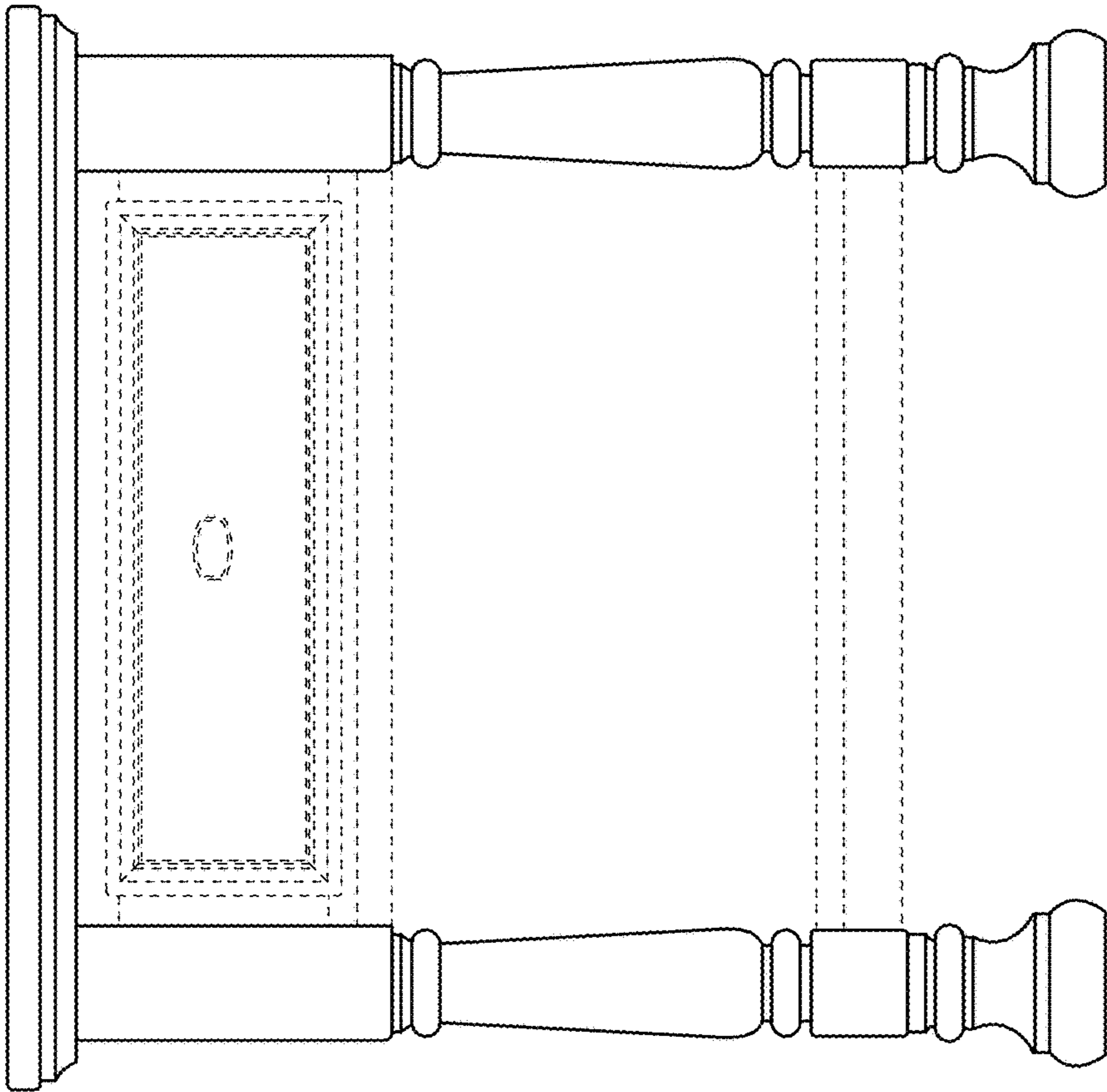


FIG. 4

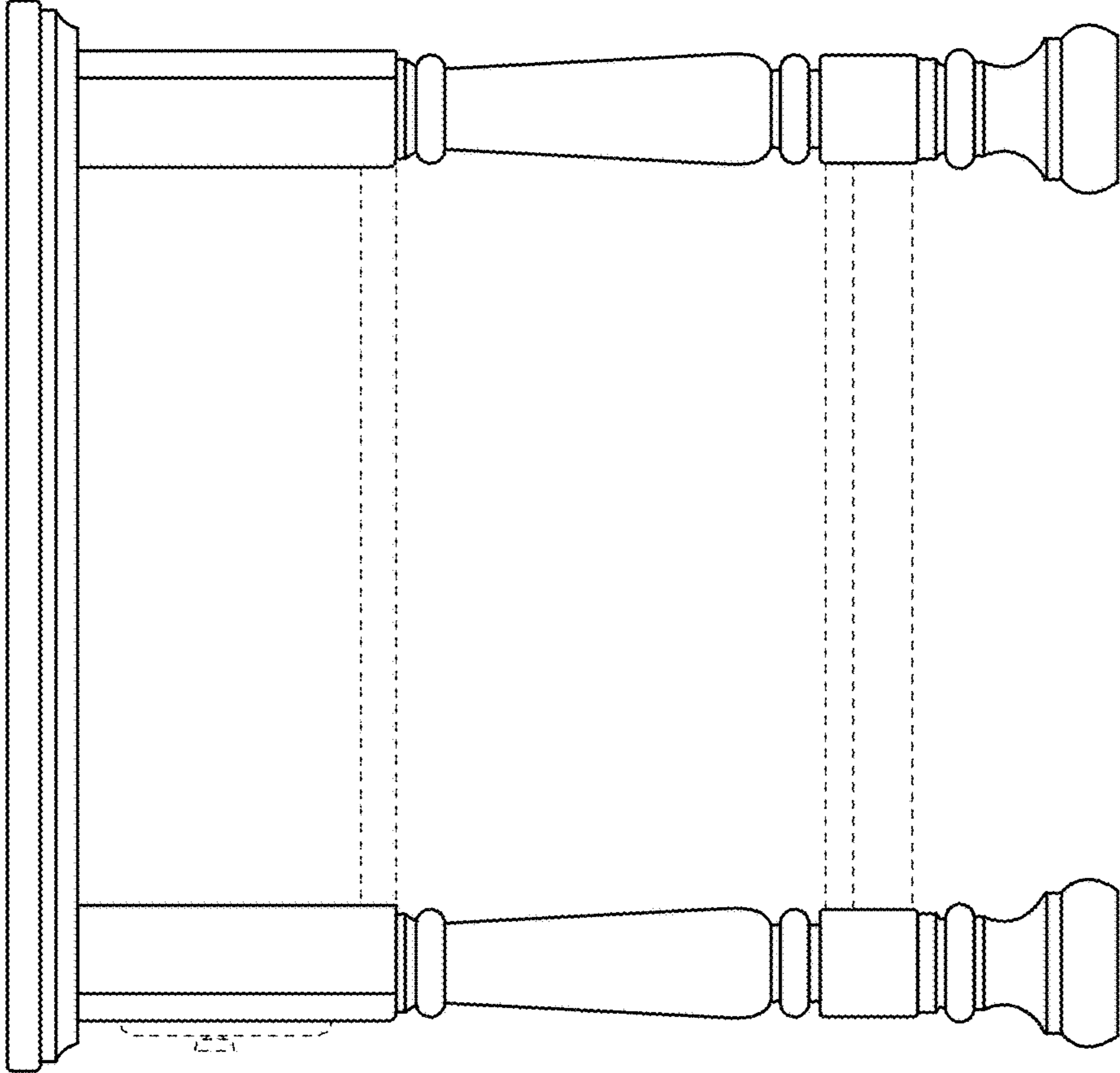



FIG. 5



**FIG. 6**