



US00D775876S

(12) **United States Design Patent**  
**Gaschy et al.**

(10) **Patent No.:** **US D775,876 S**  
(45) **Date of Patent:** **\*\* Jan. 10, 2017**

- (54) **TABLE**
- (71) Applicant: **Steelcase S.A.**, Schiltigheim (FR)
- (72) Inventors: **Bryony Gaschy**, Oberhausbergen (FR);  
**Alban Morinière**, Strasbourg (FR);  
**Karl-Heinz Mueller**, Prutting (DE);  
**Karine Delforge**, Kuttolsheim (FR)
- (73) Assignee: **Steelcase Inc.**, Grand Rapids, MI (US)
- (\*\*) Term: **14 Years**
- (21) Appl. No.: **29/502,803**
- (22) Filed: **Sep. 19, 2014**
- (30) **Foreign Application Priority Data**  
Jun. 20, 2014 (EM) ..... 002486761-0002
- (51) **LOC (10) Cl.** ..... **06-04**
- (52) **U.S. Cl.**  
USPC ..... **D6/691**
- (58) **Field of Classification Search**  
USPC ..... D6/691, 691.6, 692, 692.4, 707.17,  
D6/656.13, 688.14, 662.1, 675; 108/155,  
108/150  
CPC ..... A47B 3/02; A47B 3/00; A47B 3/0818;  
A47B 3/087; A47B 2200/001; A47B  
2200/11; A47B 13/02; A47B 13/04; A47B  
13/06; A47B 7/00; A47B 91/005; A47B  
17/00; A47B 21/00  
See application file for complete search history.

- (56) **References Cited**  
**U.S. PATENT DOCUMENTS**  
1,870,173 A 8/1932 Calton  
D179,868 S 3/1957 Trautvetter  
D215,858 S 11/1969 Hamilton

3,912,210 A	10/1975	von Bohr	
D264,291 S	5/1982	Haigh	
D299,893 S	2/1989	Diehl	
D305,842 S	2/1990	Herr	
D312,736 S	12/1990	Grosfillex	
D327,592 S	7/1992	Kerem	
5,163,373 A	11/1992	Anderson et al.	
D334,312 S	3/1993	Glass	
D334,857 S	4/1993	Miller	
D355,316 S	2/1995	Kellen	
D367,563 S	3/1996	Murken	
D407,245 S	3/1999	Lewis	
D412,255 S	7/1999	Lewis	
D424,841 S	5/2000	Newhouse	
D425,335 S	5/2000	Newhouse	
D450,950 S	11/2001	Leideritz	
D468,561 S *	1/2003	De Blaay	D6/691
D487,654 S	3/2004	Molteni	
D503,298 S *	3/2005	Juneau	D6/691
D508,625 S *	8/2005	Frenkler	D6/647
D526,515 S	8/2006	Zorndorf	
D565,329 S *	4/2008	Domack	D6/691.1
D590,185 S	4/2009	Karashima	

(Continued)

*Primary Examiner* — Rosemary K Tarcza  
*Assistant Examiner* — James Thorn, Sr.

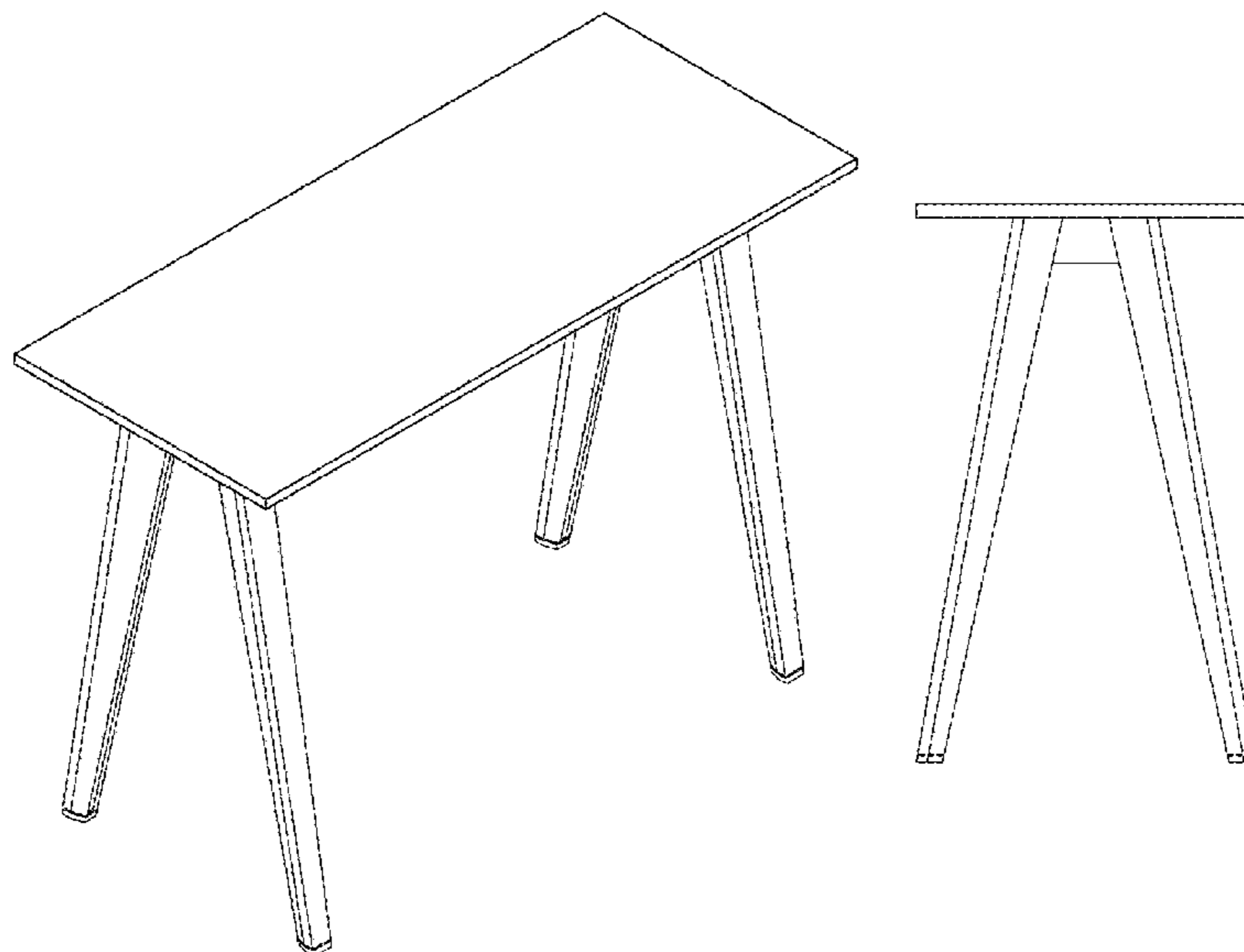
(57) **CLAIM**

We claim the ornamental design for a table, as shown and described.

**DESCRIPTION**

FIG. 1 is a front perspective view of a table;  
FIG. 2 is a front view of a table of FIG. 1;  
FIG. 3 is a right side view of a table of FIG. 1, the left side is a mirror image of the right side view of FIG. 3;  
FIG. 4 is a top view of a table of FIG. 1; and,  
FIG. 5 is a bottom view of a table of FIG. 1.  
The broken lines are for purposes of illustrating environmental structure and form no part of the claimed design.

**1 Claim, 3 Drawing Sheets**




(56)

References Cited


U.S. PATENT DOCUMENTS

D608,567	S *	1/2010	Pini .....	D6/690
D617,122	S	6/2010	Moon et al.	
D620,288	S	7/2010	Stiker Metral	
7,866,268	B2	1/2011	Nagel et al.	
D646,912	S *	10/2011	Van Rijn .....	D6/691
D649,380	S *	11/2011	Townsend .....	D6/691
D653,881	S	2/2012	Korb	
D659,433	S	5/2012	Starck	
D663,133	S *	7/2012	Pelikan .....	D6/691
D666,434	S	9/2012	Grosser	
D675,462	S	2/2013	Petrovich	
D686,012	S	7/2013	Korb	
D693,163	S	11/2013	Kapka et al.	
D722,802	S *	2/2015	Mueller .....	D6/709
D724,871	S *	3/2015	Davis .....	D6/691
D729,556	S *	5/2015	Sampietro .....	D6/691
D739,671	S *	9/2015	Schaffner .....	D6/692
2011/0203493	A1 *	8/2011	Ashby .....	A47B 3/0818
				108/127
2013/0139737	A1 *	6/2013	Kleinklaus .....	A47B 3/087
				108/166
2016/0064995	A1 *	3/2016	Schwalbach .....	A47F 7/022
				320/108

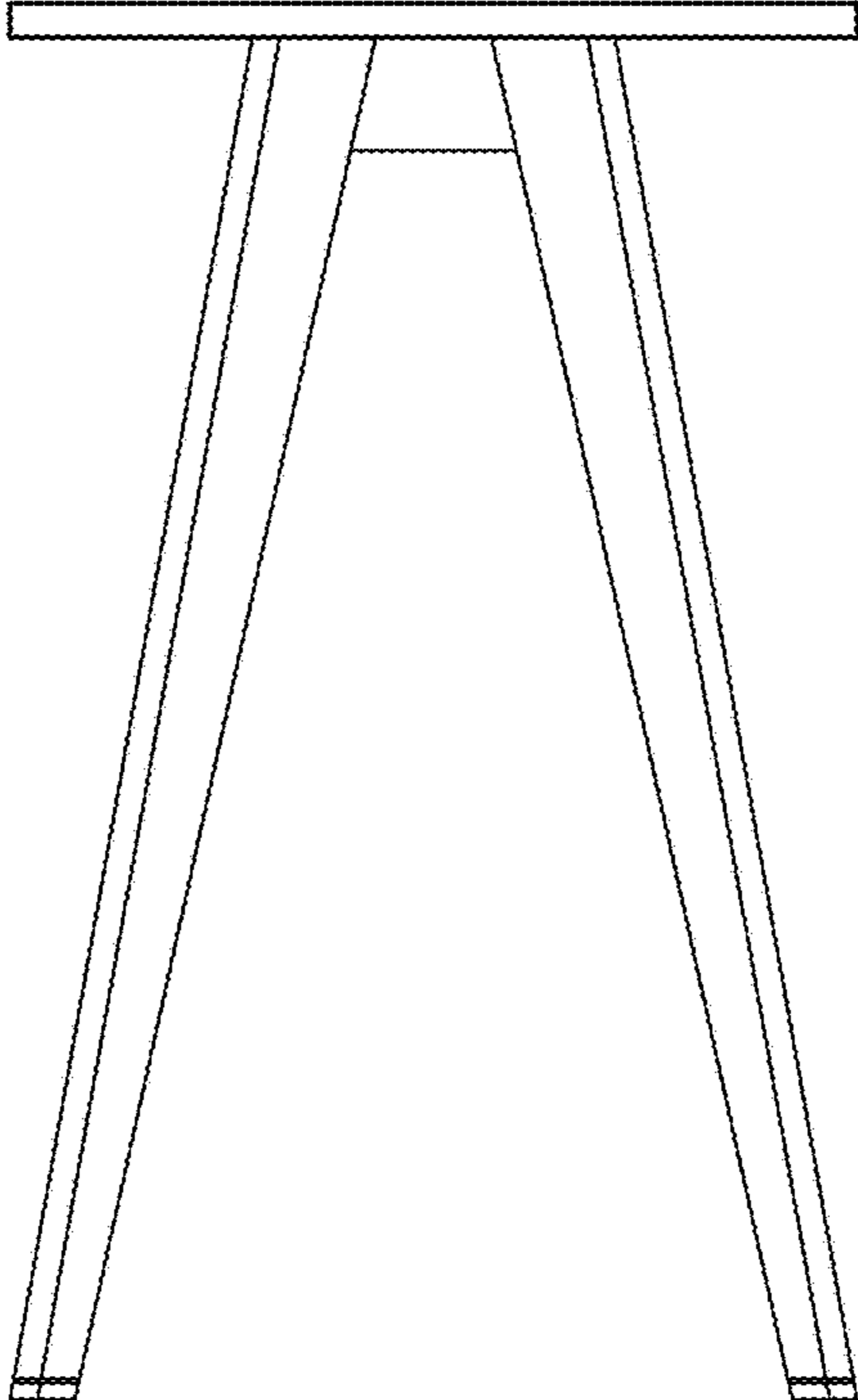
\* cited by examiner




**FIG. 1**



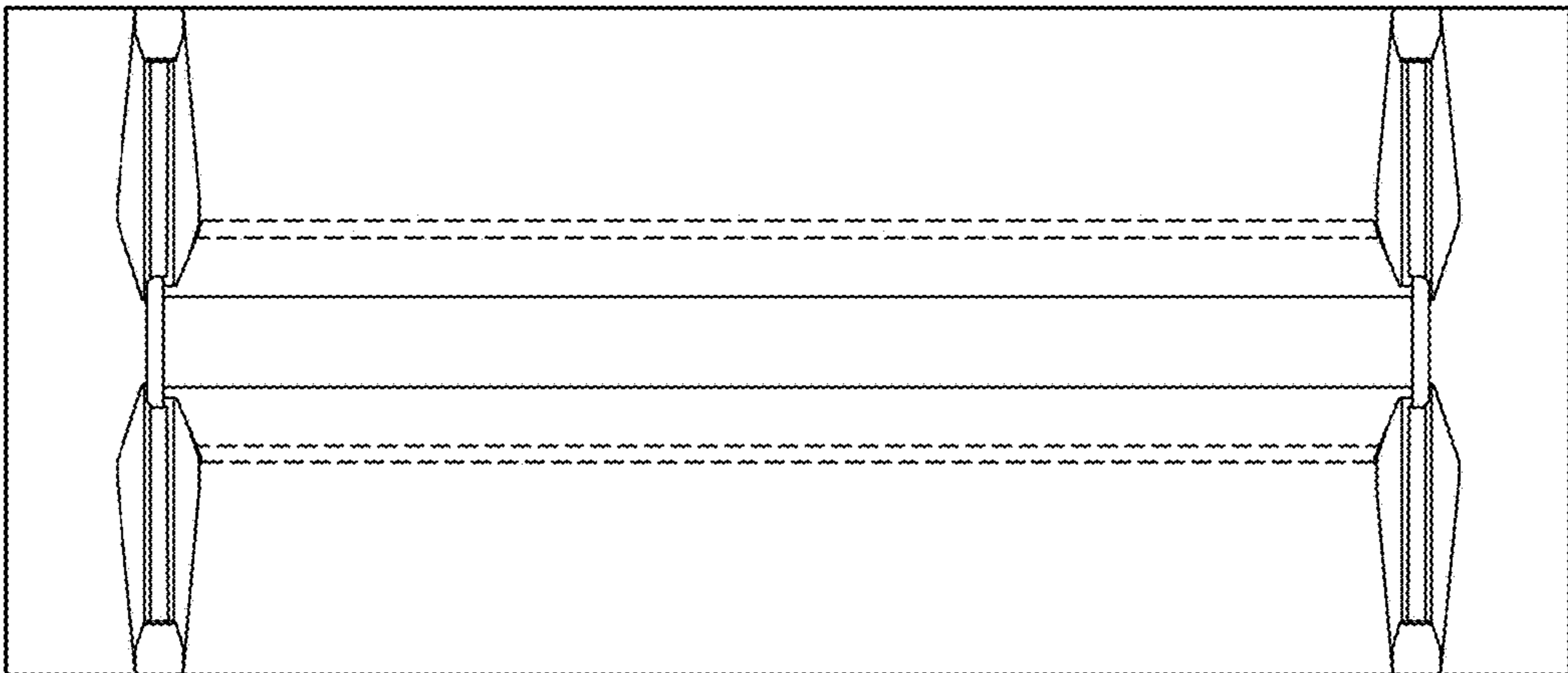
**FIG. 2**



**FIG. 3**



**FIG. 4**



**FIG. 5**