



US00D775864S

(12) **United States Design Patent** (10) **Patent No.:** **US D775,864 S**
Bertoncello et al. (45) **Date of Patent:** **** Jan. 10, 2017**

(54) **MATTRESS**

(71) Applicants: **Alvise Bertoncello**, Pittsburgh, PA
 (US); **Eleonora Candilera**, Pittsburgh,
 PA (US); **Jonathan Amendola**, Denver,
 CO (US)

(72) Inventors: **Alvise Bertoncello**, Pittsburgh, PA
 (US); **Eleonora Candilera**, Pittsburgh,
 PA (US); **Jonathan Amendola**, Denver,
 CO (US)

(73) Assignee: **Technogel U.S., Inc.**, Pittsburgh, PA
 (US)

(**) Term: **14 Years**

(21) Appl. No.: **29/523,996**

(22) Filed: **Apr. 15, 2015**

(51) **LOC (10) Cl.** **06-09**

(52) **U.S. Cl.**
USPC **D6/605**

(58) **Field of Classification Search**
 USPC D6/582-583, 587-592, 595-609,
 D6/617-622; D21/803-809; D24/183
 CPC A47G 9/00; A47G 2009/001; A47G
 2009/002; A47G 2009/003; A47G
 2009/005; A47G 2009/006; A47G 9/02;
 A47G 9/0207; A47G 9/0251; A47G
 9/0223; A47G 9/023; A47G
 9/0238; A47G 9/0246; A47G 9/0253;
 A47G 9/0261; A47G 9/06; A47G 9/062;
 A47G 9/066; A47G 9/068; A47G 9/08;
 A47G 2009/0276; A47G 9/0284; A47G
 9/0292; A47G 9/04; A47G 9/10

See application file for complete search history.

(56) **References Cited**

U.S. PATENT DOCUMENTS

4,862,538	A	*	9/1989	Spann	A61G 7/05707
					5/730
D355,322	S	*	2/1995	Ackley	5/736
D365,956	S	*	1/1996	Bonaddio	5/736
D394,578	S	*	5/1998	Raburn	D6/596
D456,197	S	*	4/2002	McClure	D6/596
D467,118	S	*	12/2002	McClure	D6/596
D486,027	S	*	2/2004	Baxter	D6/596
D487,372	S	*	3/2004	Ku	D6/604
D488,661	S	*	4/2004	Barman	D6/596
D502,350	S	*	3/2005	O'Reagan	D6/596
D506,098	S	*	6/2005	Martin	D6/596
D509,980	S	*	9/2005	Martin	D6/596
D516,855	S	*	3/2006	Akamatsu	D6/601
D524,584	S	*	7/2006	Contreras	D6/606
D642,847	S	*	8/2011	Rinehart	D6/596
D653,893	S	*	2/2012	Huss	D6/582
D653,895	S	*	2/2012	Reisenhus	D6/596
D667,671	S	*	9/2012	Rinehart	D6/605
D704,964	S	*	5/2014	Gatto	D6/605
D731,820	S	*	6/2015	Lechantre	D6/605
D737,074	S	*	8/2015	Sobran	D6/601

* cited by examiner

Primary Examiner — Eric Goodman

Assistant Examiner — Jennifer L Rempfer

(74) *Attorney, Agent, or Firm* — Cohen & Grigsby, P.C.

(57) **CLAIM**

An ornamental design for a mattress, as shown and described in the drawings.

DESCRIPTION

FIG. 1 is a perspective view of the mattress.

FIG. 2 is a top view of the mattress.

FIG. 3 is a bottom view of the mattress.


FIG. 4 is a right side view of the mattress.

FIG. 5 is a left side view of the mattress.

FIG. 6 is a front view of the mattress; and,

FIG. 7 is a rear view of the mattress.

1 Claim, 5 Drawing Sheets



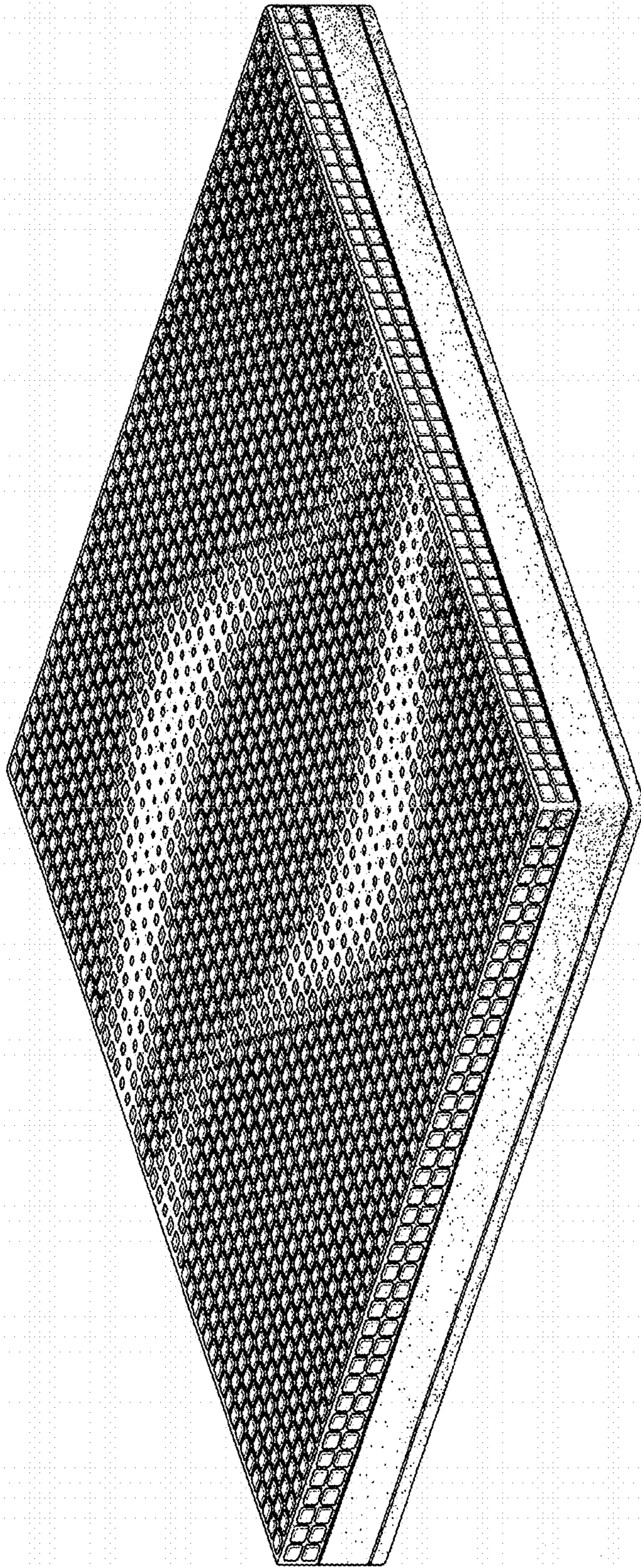


FIG. 1




FIG. 2




FIG. 3

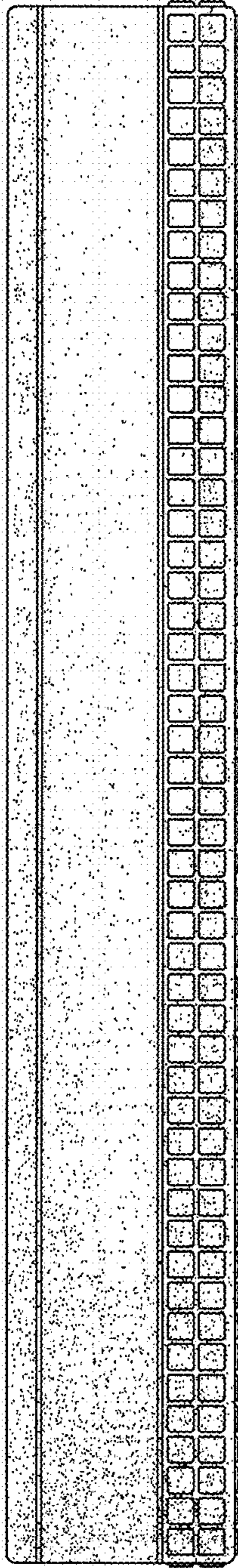


FIG. 4

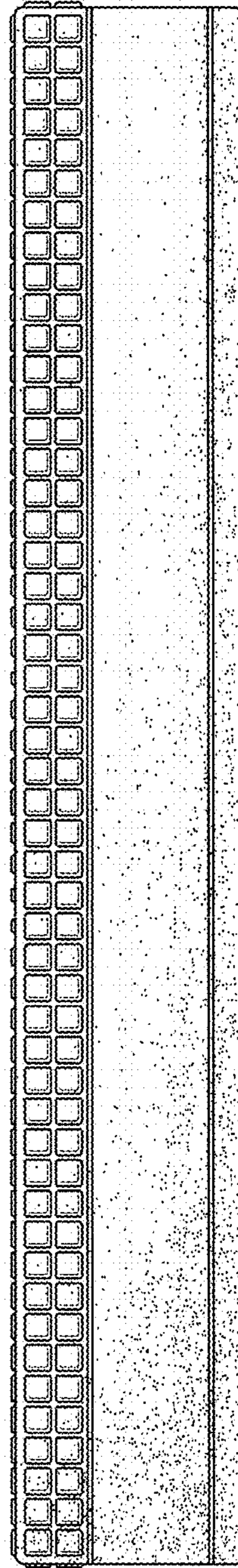


FIG. 5




FIG. 6

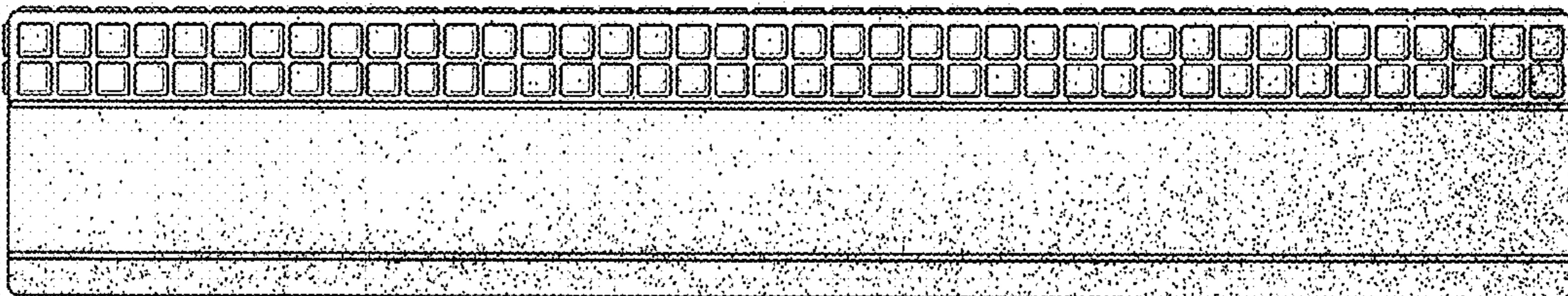


FIG. 7