



US00D775858S

(12) **United States Design Patent**
Holm

(10) **Patent No.:** **US D775,858 S**

(45) **Date of Patent:** **** Jan. 10, 2017**

(54) **DEVICE FOR SECURING RECREATIONAL TOOLS**

(71) Applicant: **Christopher Holm**, Valenica, CA (US)

(72) Inventor: **Christopher Holm**, Valenica, CA (US)

(**) Term: **14 Years**

(21) Appl. No.: **29/489,402**

(22) Filed: **Apr. 29, 2014**

(51) **LOC (10) Cl.** **09-06**

(52) **U.S. Cl.**
USPC **D6/552**

(58) **Field of Classification Search**
USPC D6/552, 566; D8/44, 356, 360.1, 367, D8/382
CPC . A63B 27/00; A63B 21/4007; A63B 21/0557; A63B 21/065; A63B 21/4009; A63B 21/4017; A63B 69/3608; B25B 25/005; A45F 2005/006; A63C 11/222
See application file for complete search history.

(56) **References Cited**

U.S. PATENT DOCUMENTS

- 3,545,659 A * 12/1970 Libby A45F 5/00 150/107
- D234,119 S * 1/1975 Pontillo D8/354
- 5,027,960 A * 7/1991 Rainville A47F 5/08 211/118

- 5,065,919 A * 11/1991 Sims A45F 5/00 224/257
- 5,950,844 A * 9/1999 Taylor A47B 43/00 211/118
- D544,274 S * 6/2007 Hume D6/553
- 7,322,214 B2 * 1/2008 Ignatowski A44C 15/001 351/52
- 8,020,712 B2 * 9/2011 Kopp A42B 1/002 211/118

* cited by examiner

Primary Examiner — Wan Laymon

Assistant Examiner — Mark Booker

(74) *Attorney, Agent, or Firm* — QuickPatents, LLC; Kevin Prince

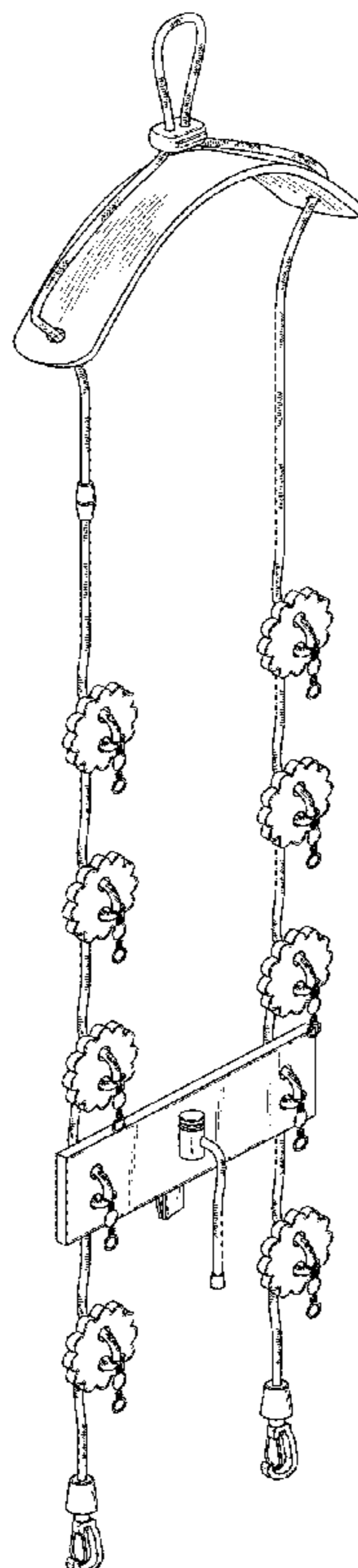
(57) **CLAIM**

I claim the ornamental design for a device for securing recreational tools, as shown and described.

DESCRIPTION

FIG. 1 is a perspective view of a device for securing recreational tools showing my new design; FIG. 2 is a front elevational view of FIG. 1; FIG. 3 is a rear elevational view of FIG. 1; FIG. 4 is a left-side elevational view of FIG. 1; FIG. 5 is a right-side elevational view of FIG. 1; FIG. 6 is a top plan view of FIG. 1; and, FIG. 7 is a bottom plan view of FIG. 1. The broken lines in FIG. 7 represent portions of the device that form no part of the claimed design.

1 Claim, 3 Drawing Sheets






FIG. 1

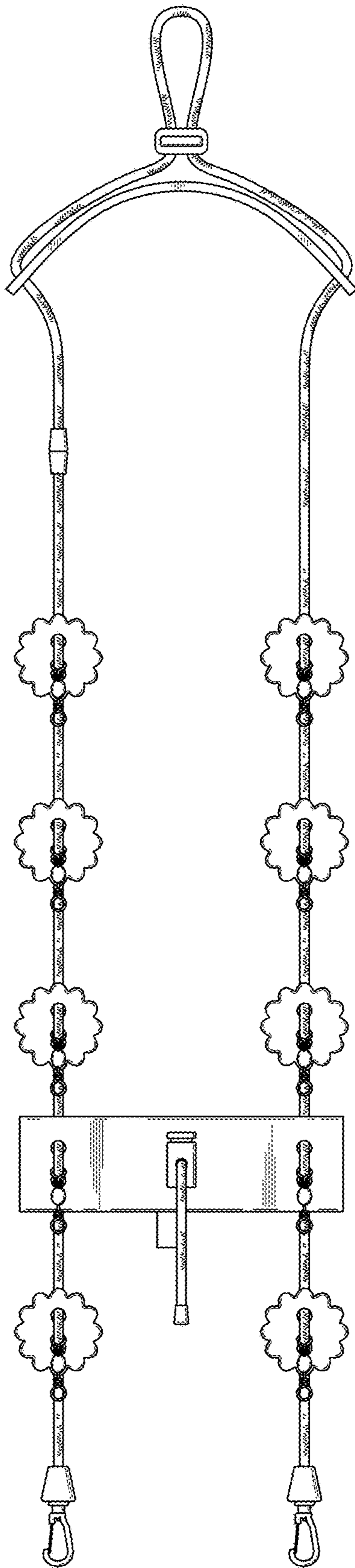


FIG. 2

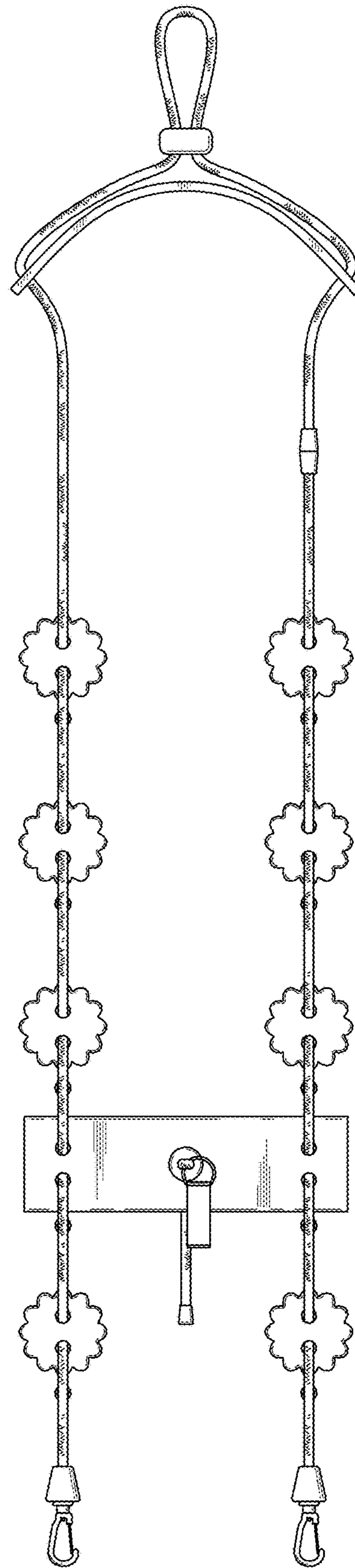


FIG. 3

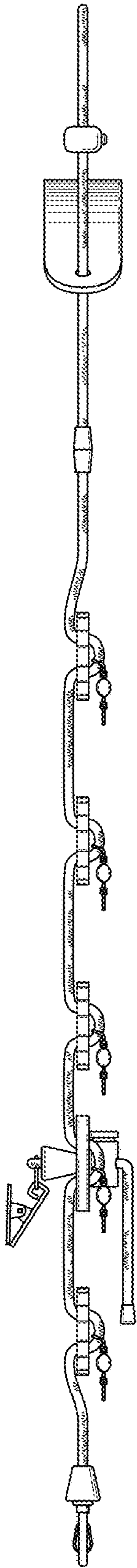


FIG. 4

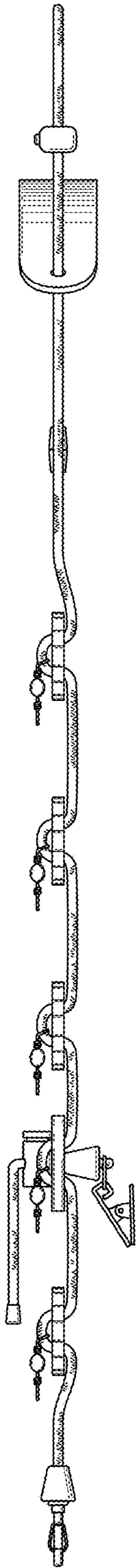


FIG. 5

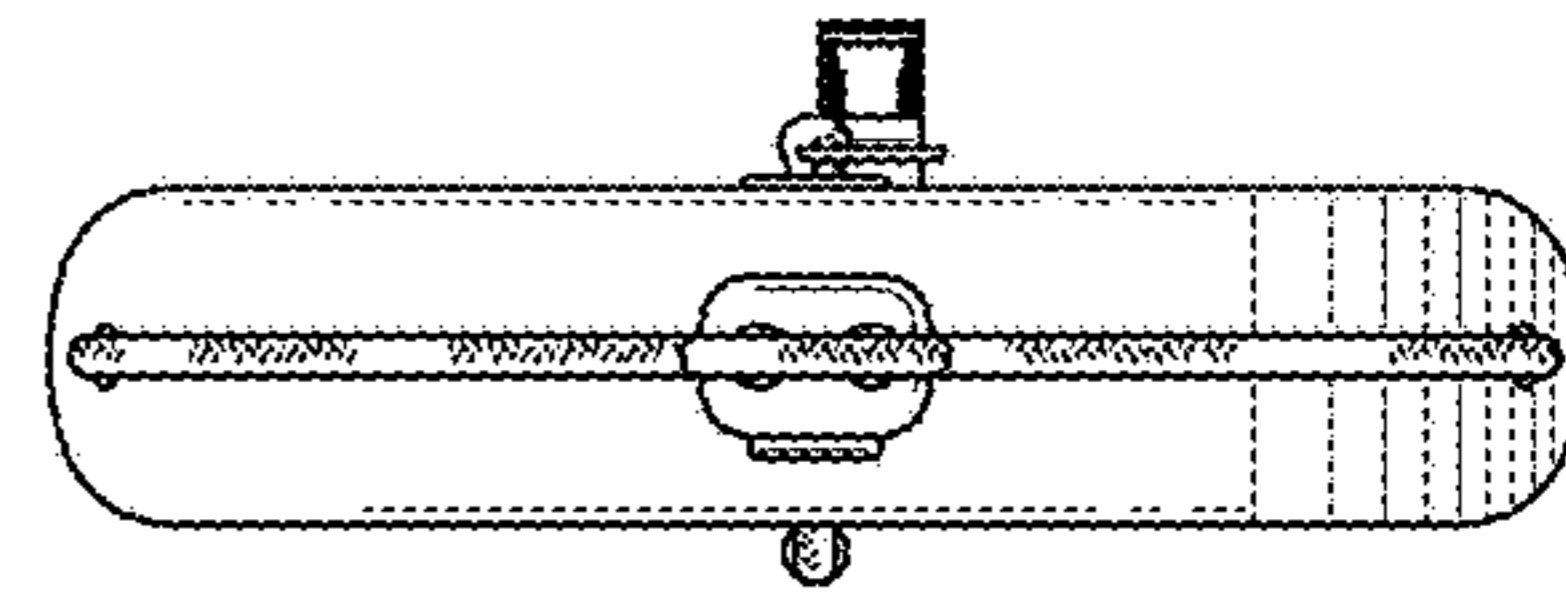


FIG. 6

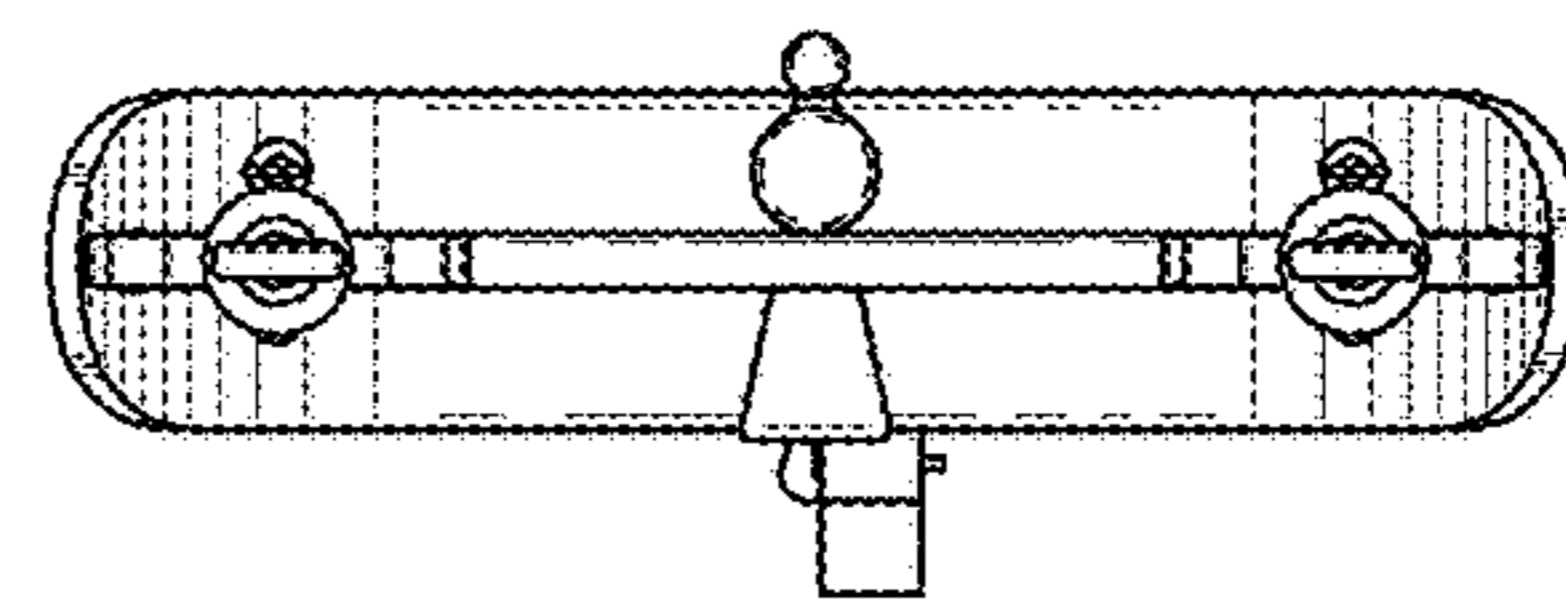


FIG. 7