



US00D775851S

(12) **United States Design Patent** (10) **Patent No.:** **US D775,851 S**
Son (45) **Date of Patent:** **** Jan. 10, 2017**

(54) **SOAP CRADLE**
 (71) Applicant: **AMOREPACIFIC CORPORATION**,
 Seoul (KR)
 (72) Inventor: **Sung Eun Son**, Seoul (KR)
 (73) Assignee: **AMOREPACIFIC CORPORATION**,
 Yongsan-gu, Seoul (KR)
 (**) Term: **14 Years**

4,339,051 A * 7/1982 Crawford A47L 15/502
 220/607
 D348,131 S * 6/1994 Bozzo D32/55
 D379,716 S * 6/1997 Zipperle D3/304
 D413,562 S * 9/1999 Van Dusen D12/412
 D414,063 S * 9/1999 Treubig D6/525
 D418,375 S * 1/2000 Goodman D7/624.1
 D496,816 S * 10/2004 Hoernig D6/540
 D533,741 S * 12/2006 Joseph D6/536
 D625,943 S * 10/2010 Yang D6/536
 D636,200 S * 4/2011 Yang D6/536
 D693,082 S * 11/2013 Evans D32/56

(21) Appl. No.: **29/519,409**

(22) Filed: **Mar. 4, 2015**

(30) **Foreign Application Priority Data**

Oct. 31, 2014 (KR) 30-2014-0052091

(51) **LOC (10) Cl.** **23-02**

(52) **U.S. Cl.**
 USPC **D6/536**

(58) **Field of Classification Search**
 USPC D6/536-537, 524, 525, 540, 566, 567,
 D6/320; 211/13.1, 74, 71.01, 86.01, 75,
 211/88.01, 90.01, 90.03, 106, 119, 126.1,
 211/133.5, 181.1, 134, 87.01; D3/306;
 D32/55-56; D7/637; 248/206.2-206.3
 CPC B23P 17/04; A47K 1/09; A47K 1/08;
 A47K 3/281; F16B 47/00
 See application file for complete search history.

(56) **References Cited**

U.S. PATENT DOCUMENTS

D184,219 S * 1/1959 Foster D6/536
 D253,273 S * 10/1979 Matzdorff D32/55

* cited by examiner

Primary Examiner — David Muller

Assistant Examiner — Nathan Johnston

(74) *Attorney, Agent, or Firm* — East West Law Group;
 Heedong Chae

(57) **CLAIM**

The ornamental design for a soap cradle, as shown and described.

DESCRIPTION

FIG. 1 is a perspective view of a soap cradle showing my new design;
 FIG. 2 is a front elevational view thereof;
 FIG. 3 is a rear elevational view thereof;
 FIG. 4 is a left side elevational view thereof;
 FIG. 5 is a right side elevational view thereof;
 FIG. 6 is a top plan view thereof;
 FIG. 7 is a bottom plan view thereof; and,
 FIG. 8 is a cross-sectional view taken along the line 8-8 in the FIG. 6 drawing view.

1 Claim, 8 Drawing Sheets

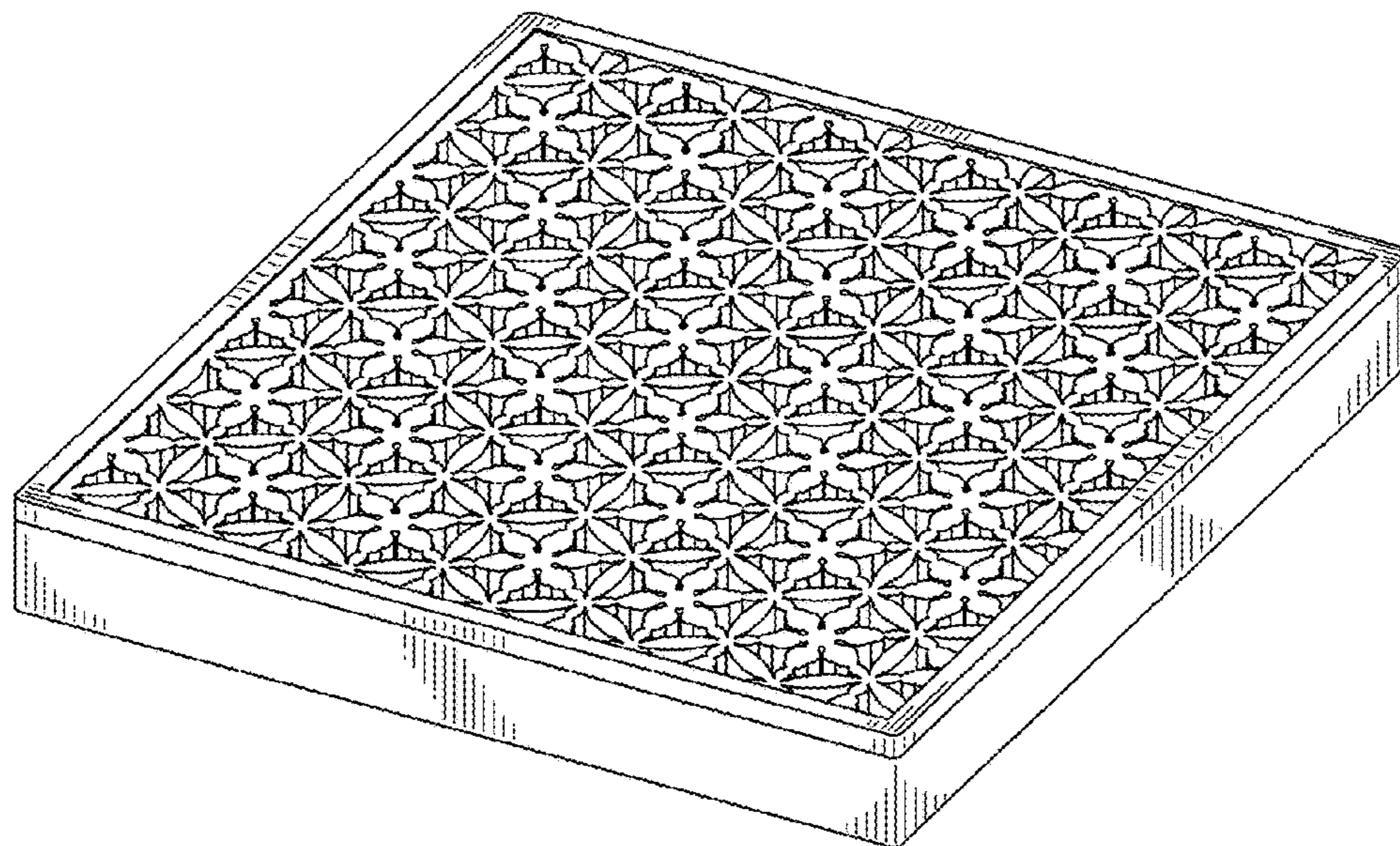


FIG. 1

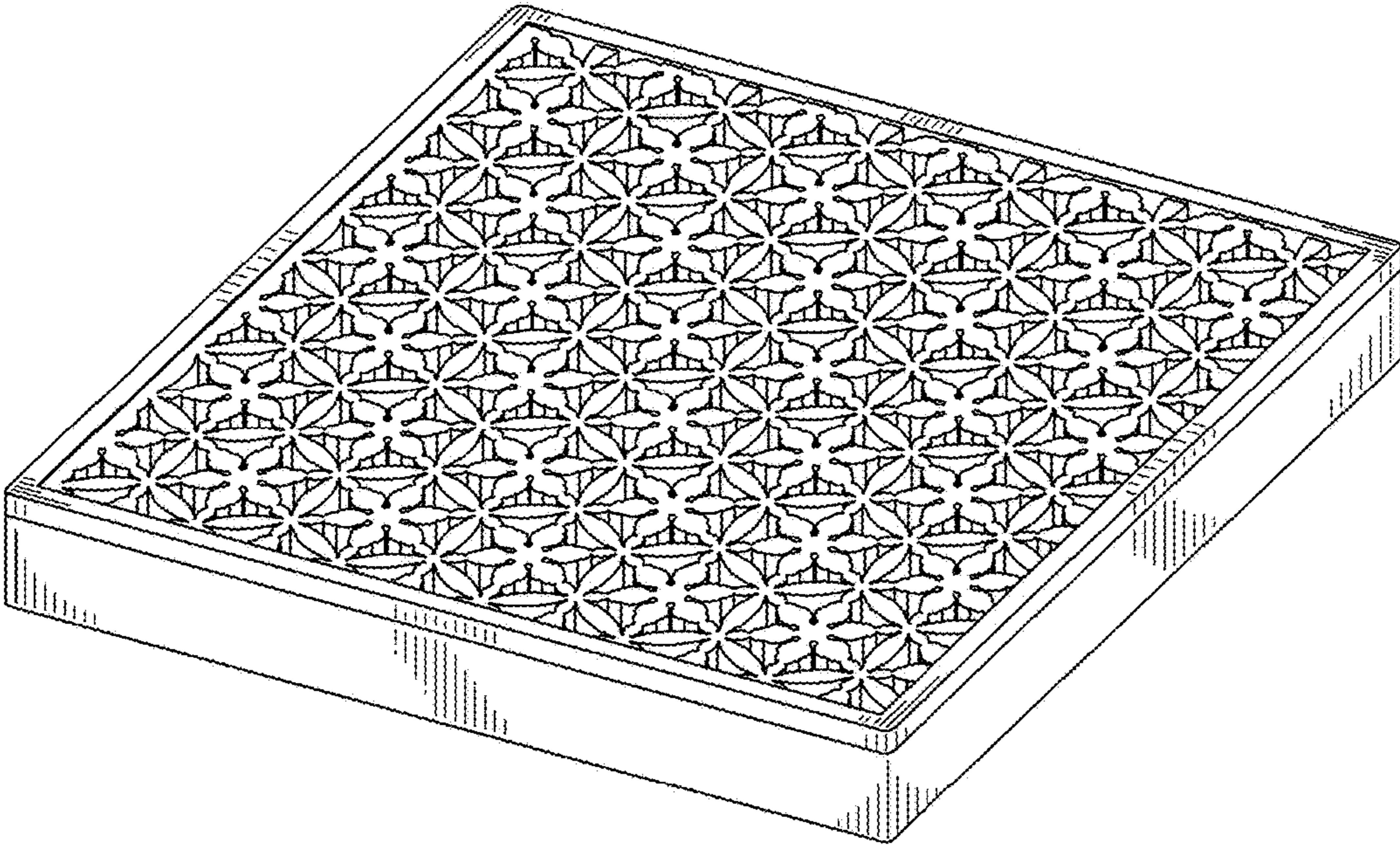


FIG. 2




FIG. 3

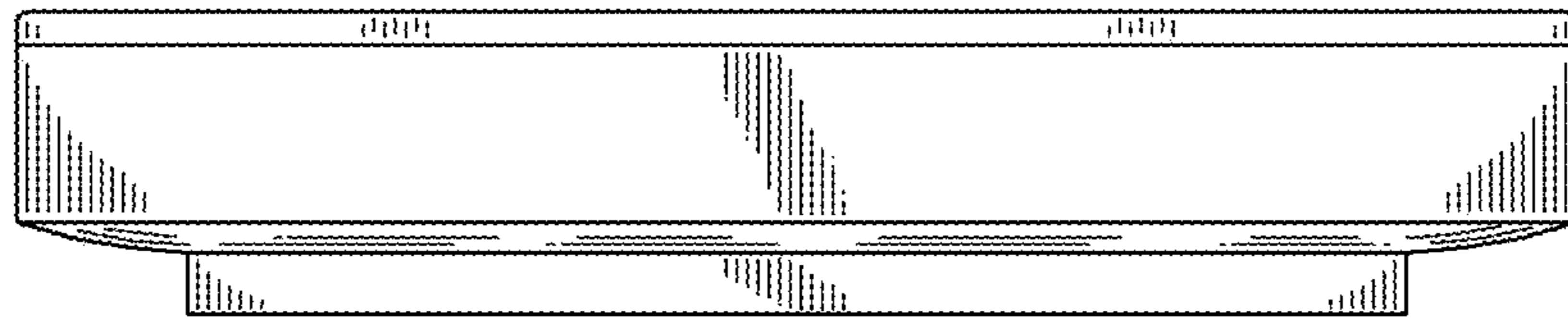


FIG. 4

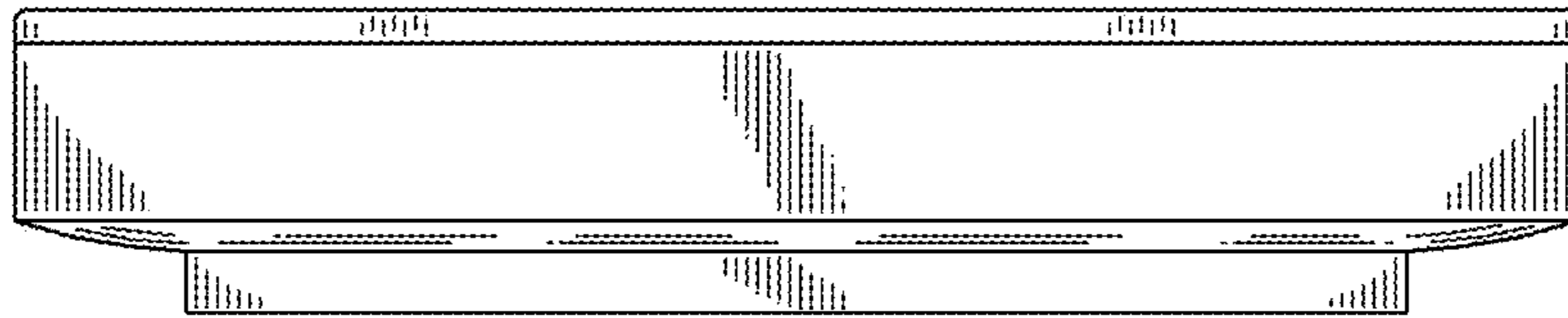


FIG. 5

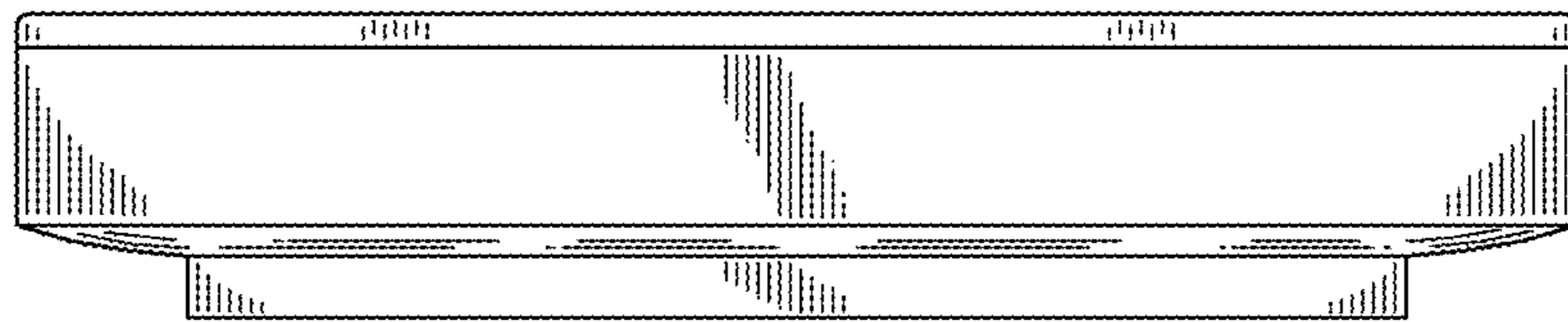


FIG. 6




FIG. 7




FIG. 8

