



US00D775837S

(12) **United States Design Patent**
Tsuji

(10) **Patent No.:** **US D775,837 S**
(45) **Date of Patent:** **** Jan. 10, 2017**

(54) **TOOTHBRUSH**
(71) Applicant: **YUMESHOKUNIN CO., LTD**, Osaka (JP)
(72) Inventor: **Yohei Tsuji**, Osaka (JP)
(**) Term: **15 Years**
(21) Appl. No.: **35/500,396**
(22) Filed: **Jun. 21, 2015**
(80) **Hague Agreement Data**
Int. Filing Date: **Jun. 21, 2015**
Int. Reg. No.: **DM/088174**
Int. Reg. Date: **Jun. 21, 2015**
Int. Reg. Pub. Date: **Dec. 25, 2015**

(30) **Foreign Application Priority Data**
Mar. 11, 2015 (JP) 2015-005290
(51) **LOC (10) Cl.** **04-03**
(52) **U.S. Cl.**
USPC **D4/104**
(58) **Field of Classification Search**
USPC D4/104, 101, 110, 108; 15/167.1, 143.1, 15/28; D28/68
CPC A46B 9/04; A46B 9/045; A46B 9/025; A46B 7/00
See application file for complete search history.

(56) **References Cited**
U.S. PATENT DOCUMENTS
D351,733 S * 10/1994 Maekawa D4/104
D357,123 S * 4/1995 Brown D4/104
D378,955 S * 4/1997 Sherman D4/104
D383,608 S * 9/1997 Yamamoto D4/104
D386,617 S * 11/1997 Shyu D28/68
D387,204 S * 12/1997 Nicholson D4/104
D395,549 S * 6/1998 Wiegner D4/104

D396,753 S * 8/1998 Moskovich D4/104
D397,254 S * 8/1998 Moskovich D4/104
D404,206 S * 1/1999 Hohlbein D4/104
D415,352 S * 10/1999 Beals D4/104
D420,803 S * 2/2000 Pedro, Jr. D4/104
6,035,480 A * 3/2000 Pianetti A46B 7/00
15/143.1
D429,566 S * 8/2000 Yoshimoto D4/104
D429,567 S * 8/2000 Yoshimoto D4/104
D433,815 S * 11/2000 Denhez D4/104
D438,012 S * 2/2001 Cheong D4/104
6,276,021 B1 * 8/2001 Hohlbein A46B 9/04
15/167.1
D448,174 S * 9/2001 Harris D4/104
D454,696 S * 3/2002 Simionato D4/104
D458,452 S * 6/2002 Harada D4/104
D461,314 S * 8/2002 Harada D4/104
D464,200 S * 10/2002 Pao D4/104
D464,488 S * 10/2002 Pao D4/104
D465,089 S * 11/2002 Harada D4/104
D467,431 S * 12/2002 Tournebize D4/104

(Continued)

Primary Examiner — Rhea Shields

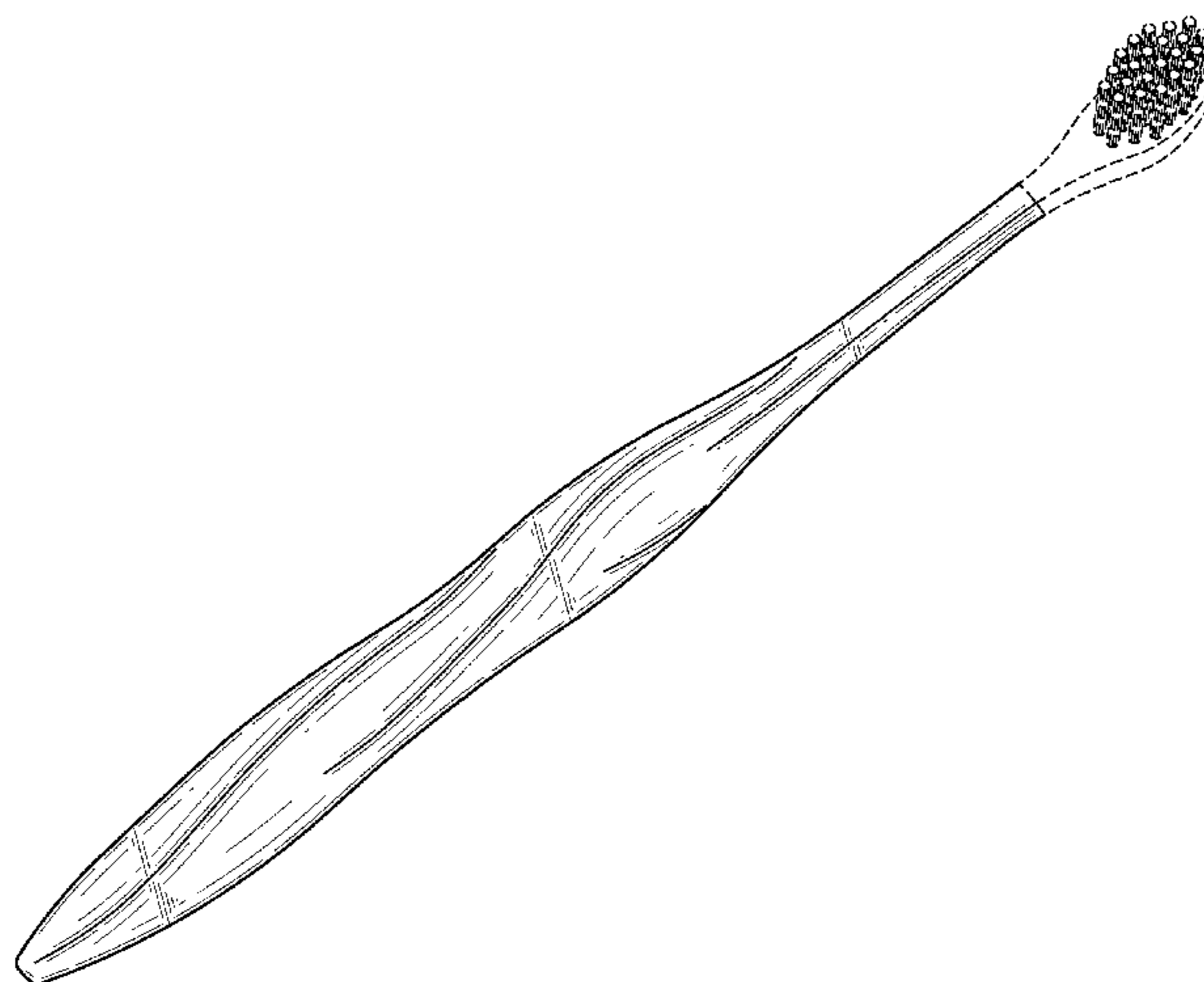
(57) **CLAIM**

The ornamental design for a toothbrush, as shown and described.

DESCRIPTION

FIG. 1 is a perspective view of the toothbrush showing our new design, noting that the handle part is transparent or translucent;
FIG. 2 is another perspective view thereof;
FIG. 3 is another perspective view thereof;
FIG. 4 is a right side view thereof;
FIG. 5 is a top plan view thereof;
FIG. 6 is a bottom view thereof;
FIG. 7 is a front view thereof; and
FIG. 8 is a back side view thereof.
The broken line showing is for the purpose of illustrating environmental structure and forms no part of the claimed the design.

1 Claim, 7 Drawing Sheets



(56)

References Cited

U.S. PATENT DOCUMENTS

D478,426 S *	8/2003	Xi	D4/104
D480,213 S *	10/2003	Ping	D4/104
D590,597 S *	4/2009	Geiberger	D4/104
D607,647 S *	1/2010	Gruber	D4/104

* cited by examiner

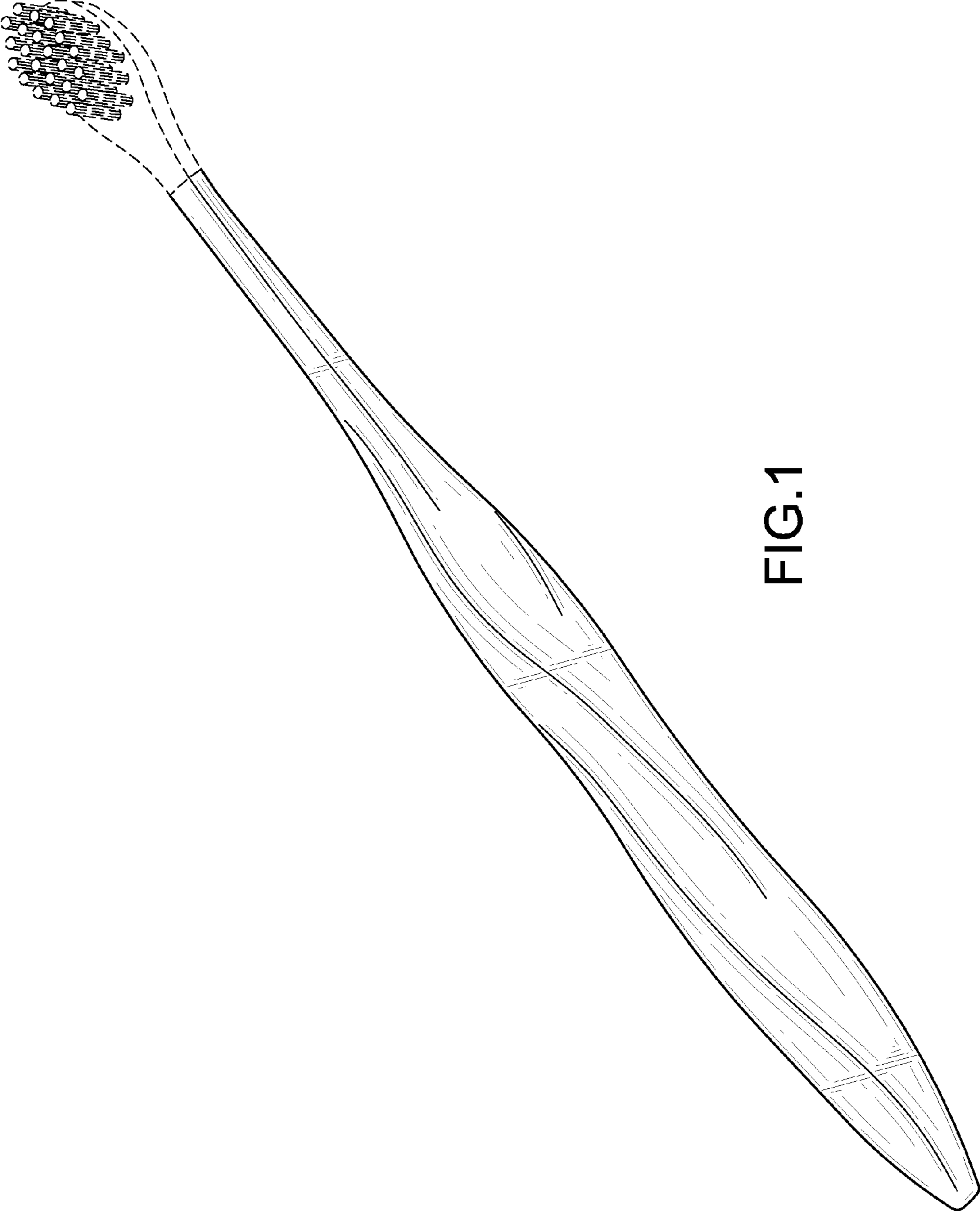


FIG.1

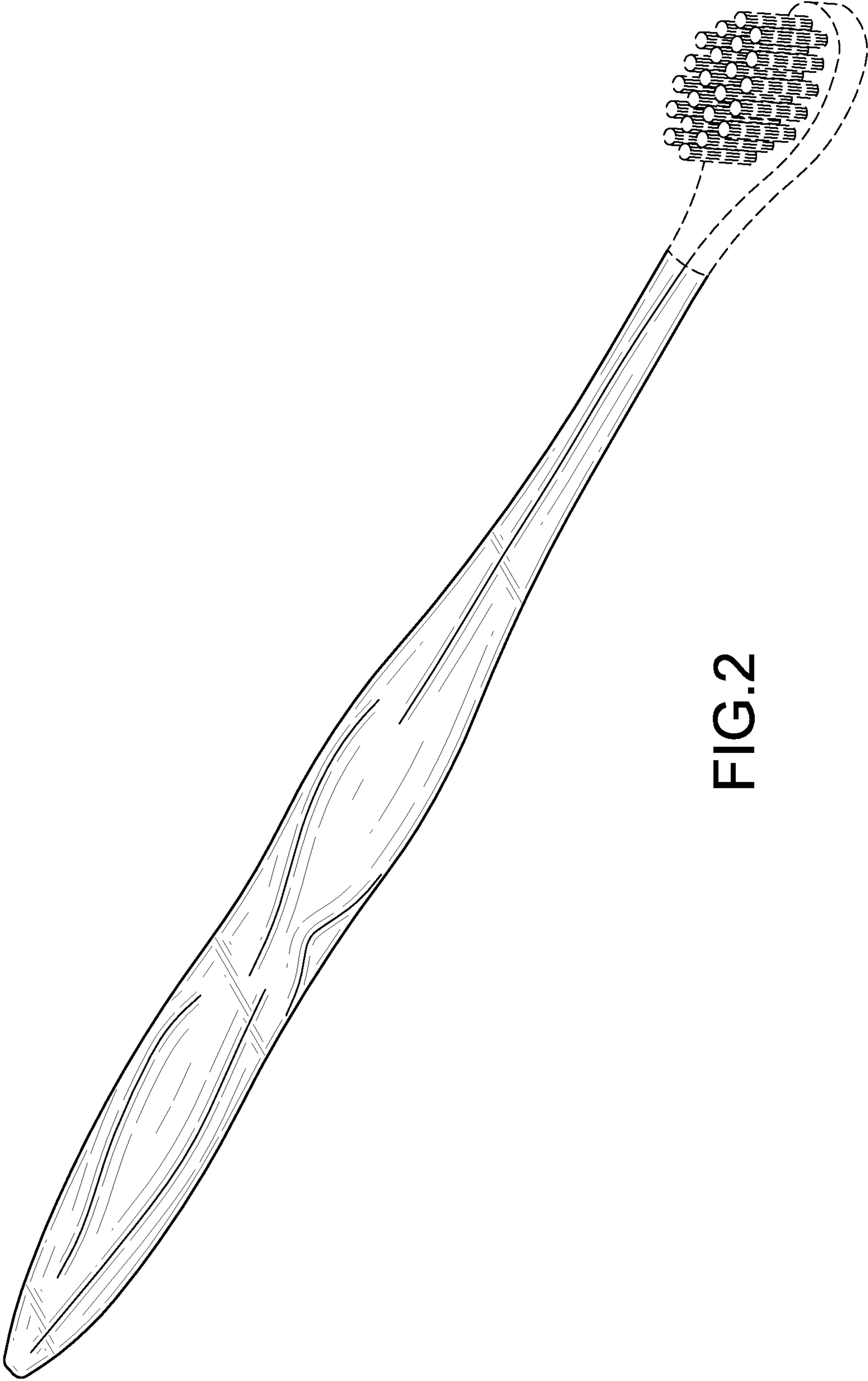


FIG. 2

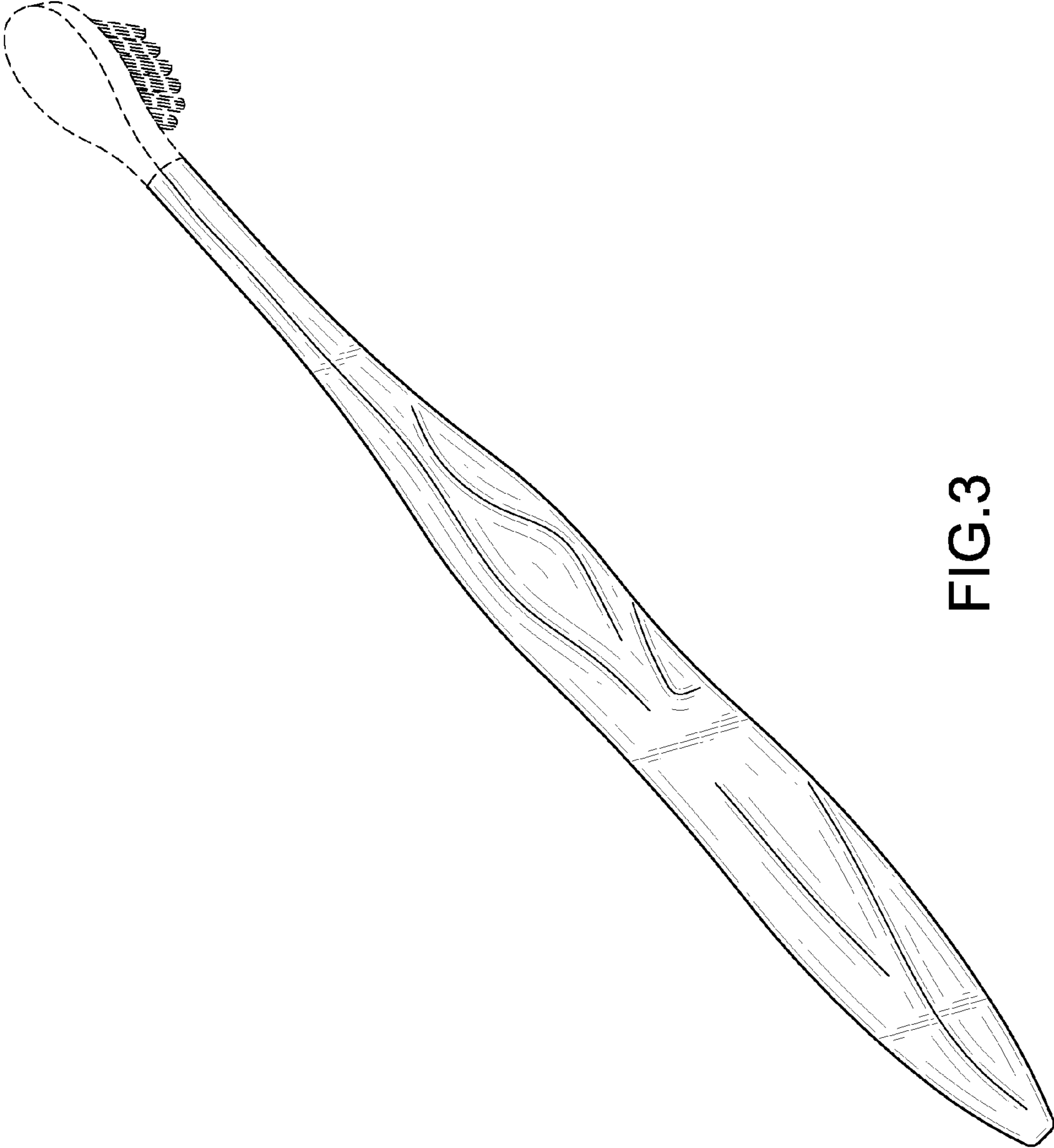


FIG.3




FIG.4

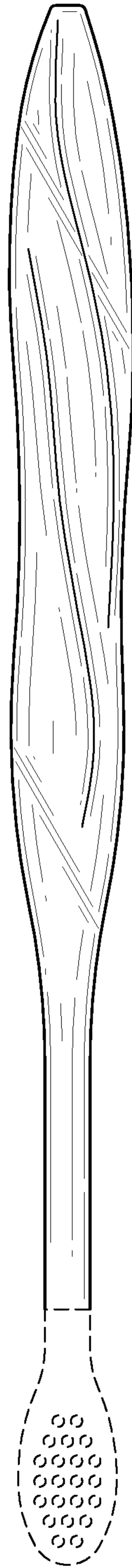


FIG.5



FIG.6

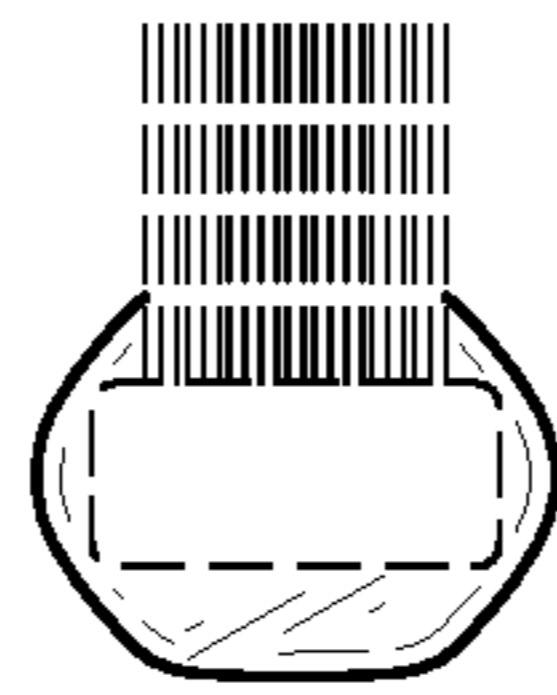


FIG.7

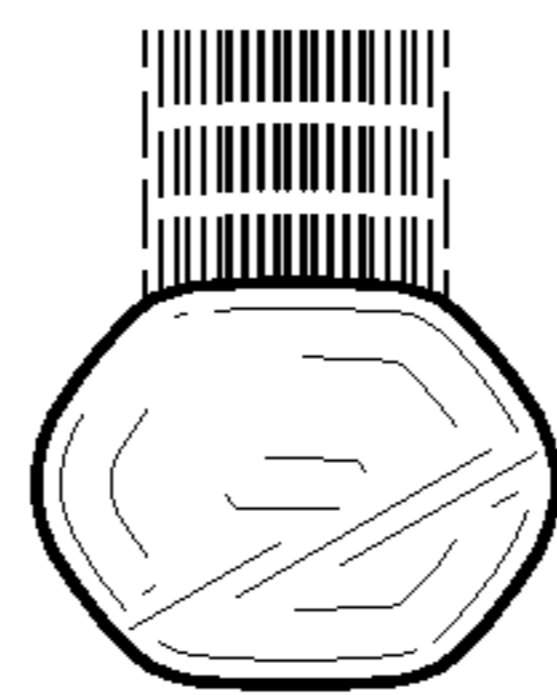


FIG.8