



US00D775814S

(12) **United States Design Patent**
Lopez

(10) **Patent No.:** **US D775,814 S**

(45) **Date of Patent:** **** Jan. 10, 2017**

(54) **PEN BOX**

(71) Applicant: **MAPED**, Argonay (FR)

(72) Inventor: **Sylvain Lopez**, Brison-Saint-Innocent (FR)

(**) Term: **15 Years**

(21) Appl. No.: **35/500,209**

(22) Filed: **Oct. 1, 2015**

(80) **Hague Agreement Data**

Int. Filing Date: **Oct. 1, 2015**

Int. Reg. No.: **DM/087763**

Int. Reg. Date: **Oct. 1, 2015**

Int. Reg. Pub. Date: **Oct. 16, 2015**

(51) **LOC (10) Cl.** **03-01**

(52) **U.S. Cl.**
USPC **D3/206; D19/85**

(58) **Field of Classification Search**
USPC D3/204, 218, 226, 230, 232, 243, 245,
D3/246, 247, 249, 272, 273, 275, 276,
D3/283-285, 289, 290, 294-296, 299,
D3/303, 315, 903; D19/77, 81, 85
CPC A45C 11/34
See application file for complete search history.

(56) **References Cited**

U.S. PATENT DOCUMENTS

565,710	A *	8/1896	Tollner	A45C 11/34 131/240.1
D35,418	S *	12/1901	Witt et al.	D19/90
D60,193	S *	1/1922	Mason	D3/206
D153,069	S *	3/1949	Linneman	206/379
D250,972	S *	1/1979	Rodin	D19/103
D256,292	S *	8/1980	Cox	224/219
D277,339	S *	1/1985	Huot, Jr.	D3/295
D284,606	S *	7/1986	Koontz	D27/189
D291,947	S *	9/1987	Nakata	D19/85
D309,983	S *	8/1990	Nakata	206/371

D324,881	S *	3/1992	Hasegawa	D19/85
5,108,287	A *	4/1992	Yee	A61C 3/04 206/369
D332,468	S *	1/1993	Tarozzi	D19/106
5,927,493	A *	7/1999	Colombo	B25H 3/003 206/352
6,283,291	B1 *	9/2001	Vasudeva	B25H 3/003 206/373
D466,296	S *	12/2002	Hellenberg-Hubar	D3/294
D538,032	S *	3/2007	Rosen	D3/206
D566,173	S *	4/2008	Roismann	D3/206
D578,307	S *	10/2008	Chan	D3/295
D580,655	S *	11/2008	Kao	D3/295
D662,705	S *	7/2012	Wu	D19/85
D662,706	S *	7/2012	Karwowska	D19/85
D667,628	S *	9/2012	Nanda	D3/206
D686,817	S *	7/2013	Dennis	D3/206
D698,549	S *	2/2014	Qi	D3/295
D746,589	S *	1/2016	Lai	D3/284
2009/0026210	A1 *	1/2009	Chan	A45C 11/16 220/529

* cited by examiner

Primary Examiner — Barbara Fox

Assistant Examiner — Holly E Thurman

(57) **CLAIM**

The ornamental design for a pen box, as shown and described.

DESCRIPTION

1. Pen box

1.1 is a perspective view of a pen box showing the new design;

1.2 is a left side view thereof;

1.3 is right side view thereof;

1.4 is a front view thereof;



1.5 is a rear view thereof;

1.6 is a top view thereof;

1.7 is a bottom view thereof; and

1.8 is another perspective view thereof, shown in an open configuration.


1 Claim, 8 Drawing Sheets




1.1




1.2




1.3



1.4




1.5



1.6



1.7



1.8

