



US00D775808S

(12) **United States Design Patent**
Little

(10) **Patent No.:** **US D775,808 S**

(45) **Date of Patent:** **** Jan. 10, 2017**

(54) **SHOE UPPER**

(71) Applicant: **NIKE, Inc.**, Beaverton, OR (US)

(72) Inventor: **Chad G. Little**, Beaverton, OR (US)

(73) Assignee: **NIKE, Inc.**, Beaverton, OR (US)

(**) Term: **15 Years**

(21) Appl. No.: **29/545,911**

(22) Filed: **Nov. 17, 2015**

(51) **LOC (10) Cl.** **02-99**

(52) **U.S. Cl.**
USPC **D2/972**

(58) **Field of Classification Search**
USPC D2/902, 906-908, 944, 946, 969,
D2/972-974

CPC ... A43B 13/181; A43B 13/141; A43B 13/186;
A43B 13/188; A43B 23/00; A43B 23/02;
A43B 5/00; A43B 23/26; A43B 1/04;
A43B 11/14; A43B 7/00; A43C
1/00; A43C 11/00

See application file for complete search history.

(56) **References Cited**

U.S. PATENT DOCUMENTS

| | | | |
|--------------|---------|------------------|--------|
| D284,518 S | 7/1986 | Lowe, Jr. et al. | |
| D302,485 S * | 8/1989 | Mourad | D2/969 |
| D315,828 S * | 4/1991 | Clark | D2/972 |
| D432,781 S | 10/2000 | Hardy | |
| D471,701 S | 3/2003 | Moehring et al. | |
| D487,337 S * | 3/2004 | Rogers | D2/969 |

| | | | |
|--------------|---------|-----------------|--------|
| D498,578 S | 11/2004 | Gebhardt | |
| D498,906 S | 11/2004 | Gebhardt | |
| D498,908 S | 11/2004 | Gebhardt et al. | |
| D501,073 S | 1/2005 | Gebhardt | |
| D541,516 S * | 5/2007 | Lane, III | D2/906 |
| D632,064 S | 2/2011 | Bowen | |
| D636,588 S * | 4/2011 | Avar | D2/972 |
| D740,538 S * | 10/2015 | Roulo | D2/972 |

* cited by examiner

Primary Examiner — Dominic Simone

(74) *Attorney, Agent, or Firm* — Banner & Witcoff, Ltd.

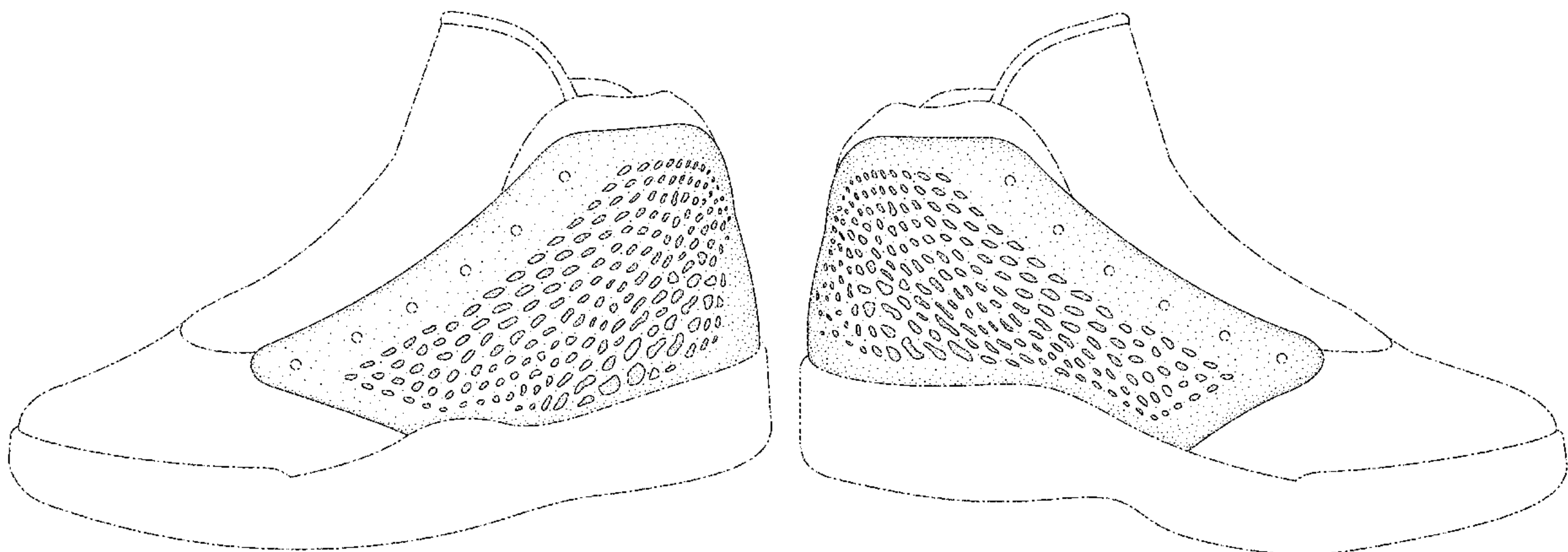
(57) **CLAIM**

The ornamental design for a shoe upper, as shown and described.

DESCRIPTION

FIG. 1 is a front perspective view of a shoe upper showing my new design;
FIG. 2 is a side view thereof;
FIG. 3 is a rear perspective view thereof;
FIG. 4 is a front perspective view of a second embodiment of a shoe upper showing my new design;
FIG. 5 is a side view thereof; and,
FIG. 6 is a rear perspective view thereof.
The broken lines immediately adjacent to the shaded area represent unclaimed boundaries of the design. The six circular eyelet regions and the unshaded areas therein form no part of the claimed design. The broken lines showing the remainder of the shoe are for environmental purposes only and form no part of the claimed design.

1 Claim, 6 Drawing Sheets



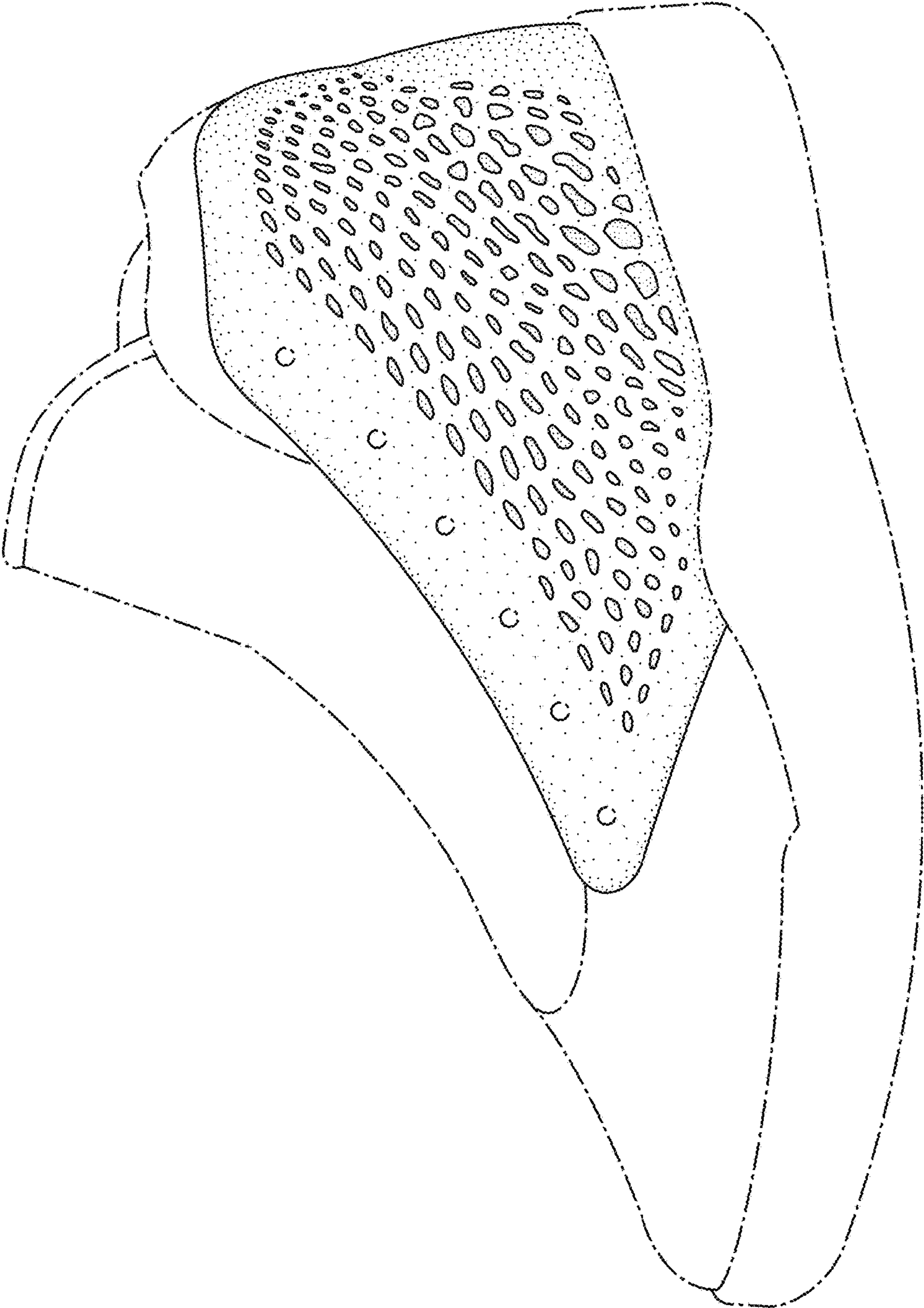


FIG. 1

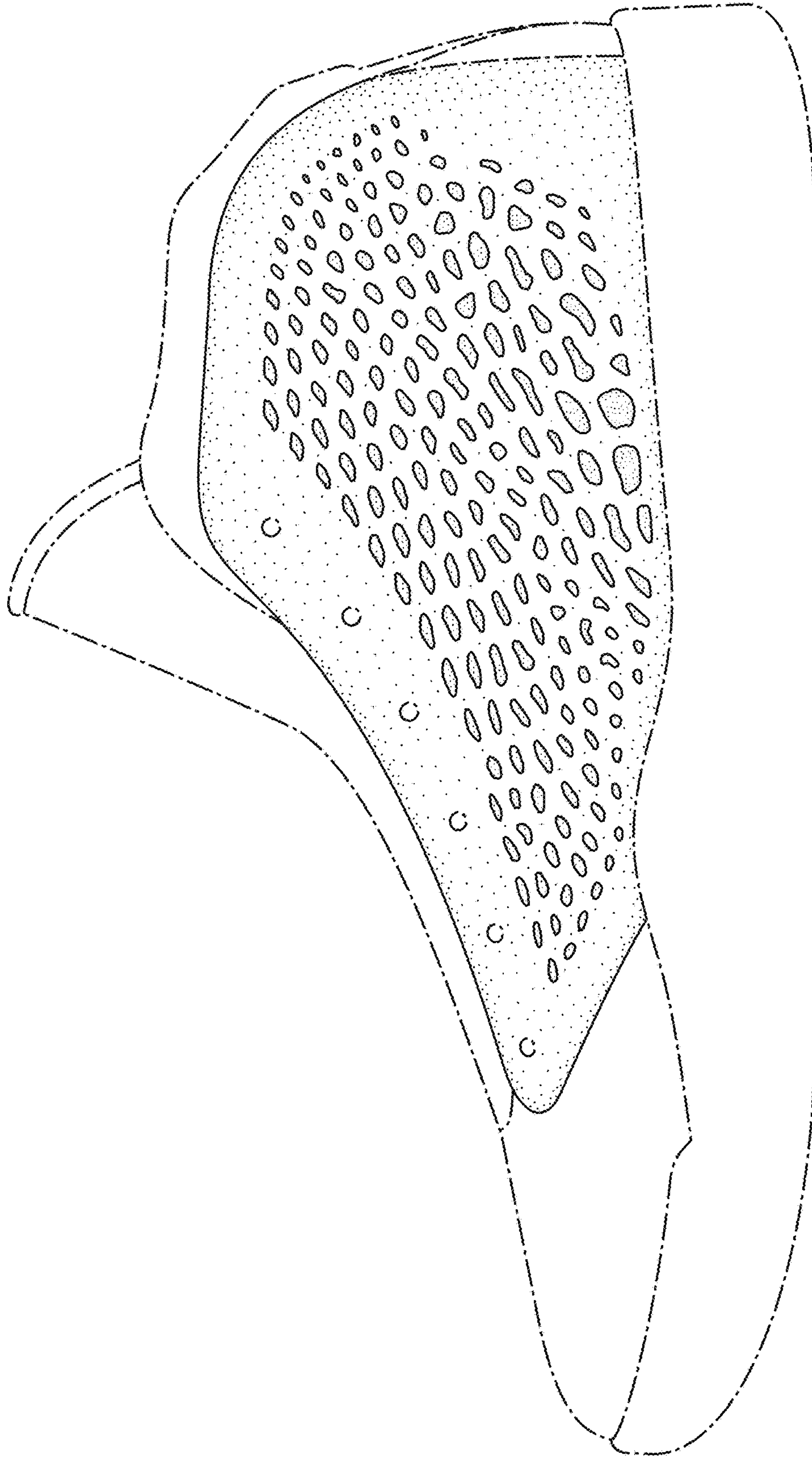


FIG. 2

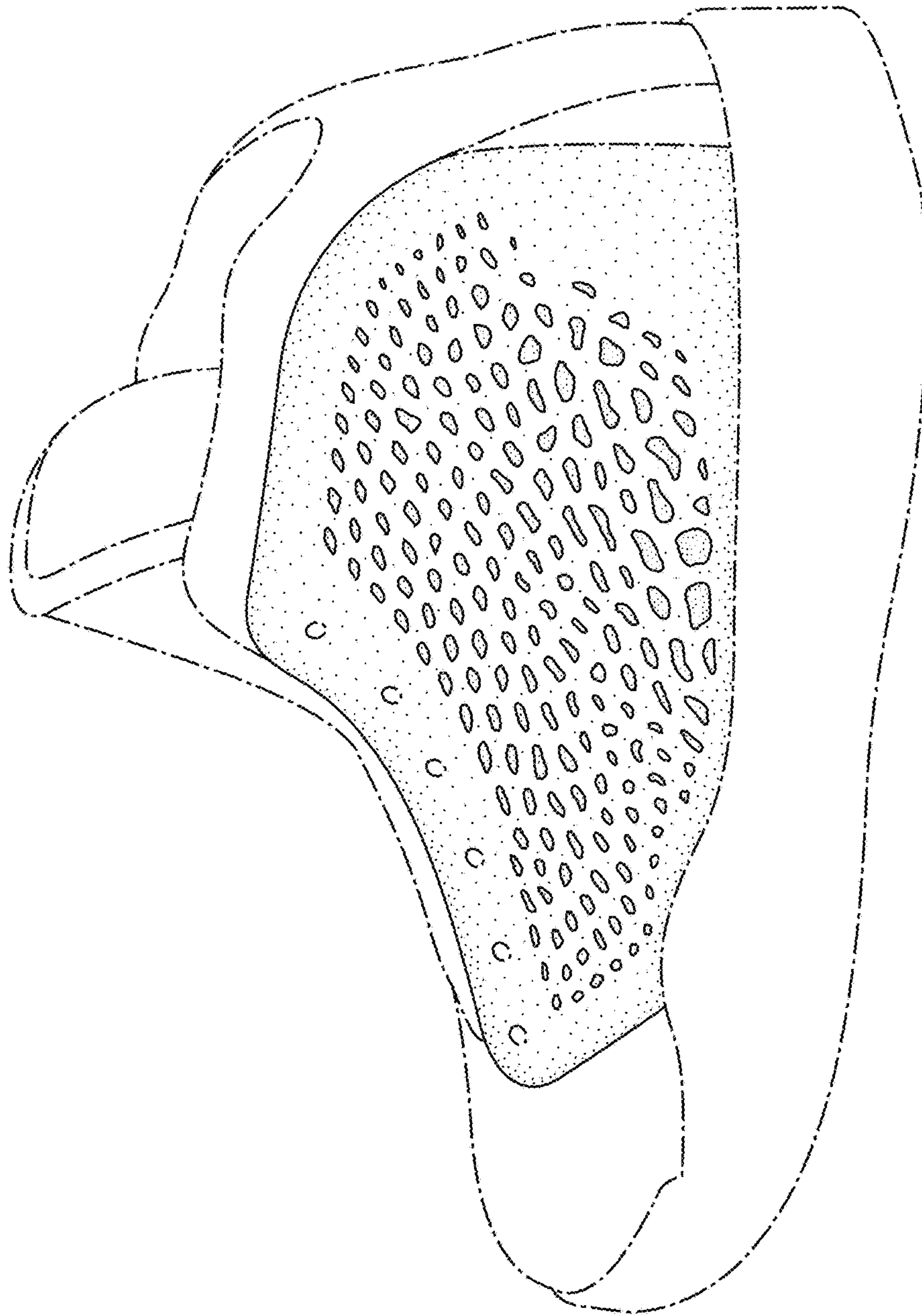


FIG. 3

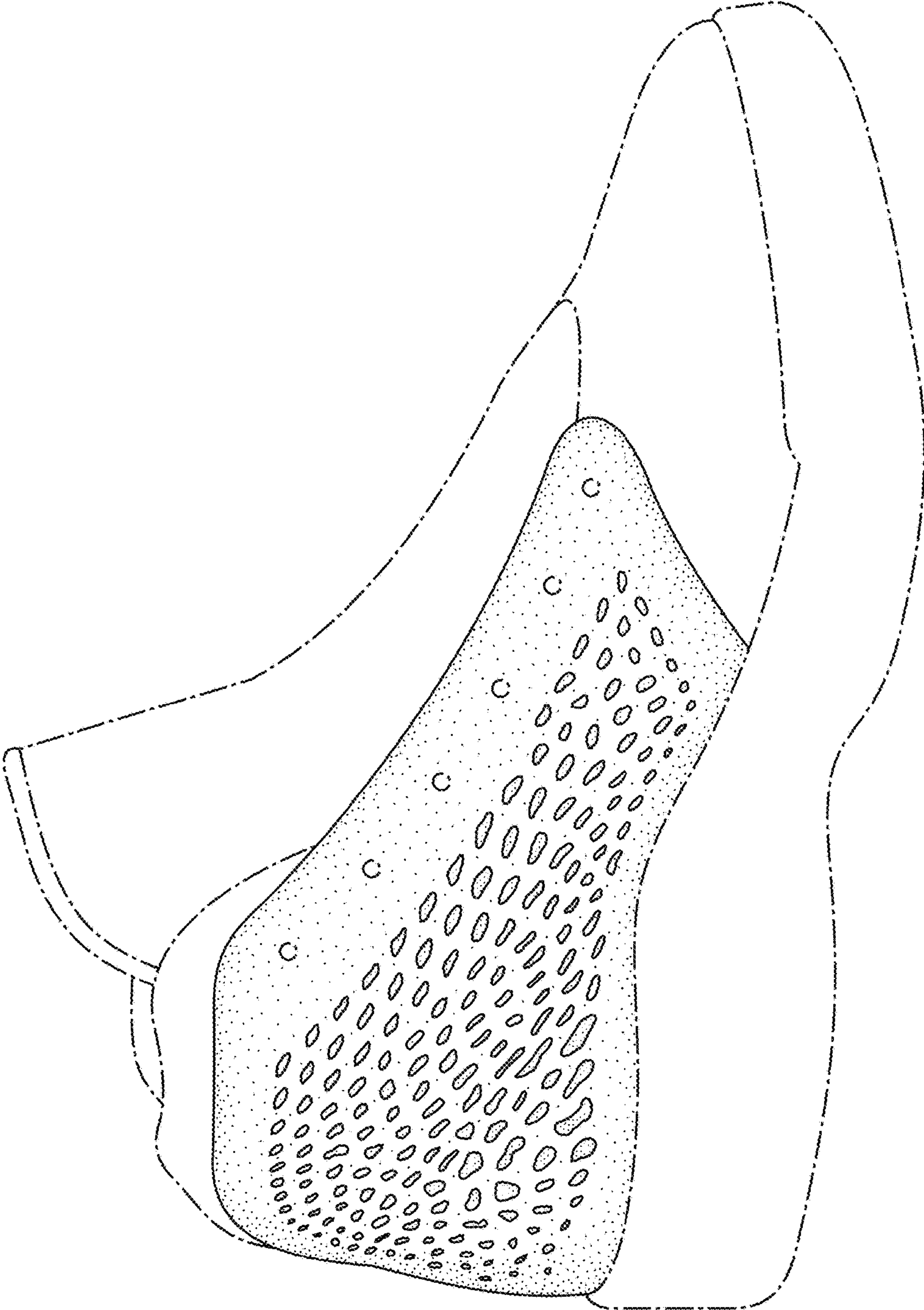


FIG. 4

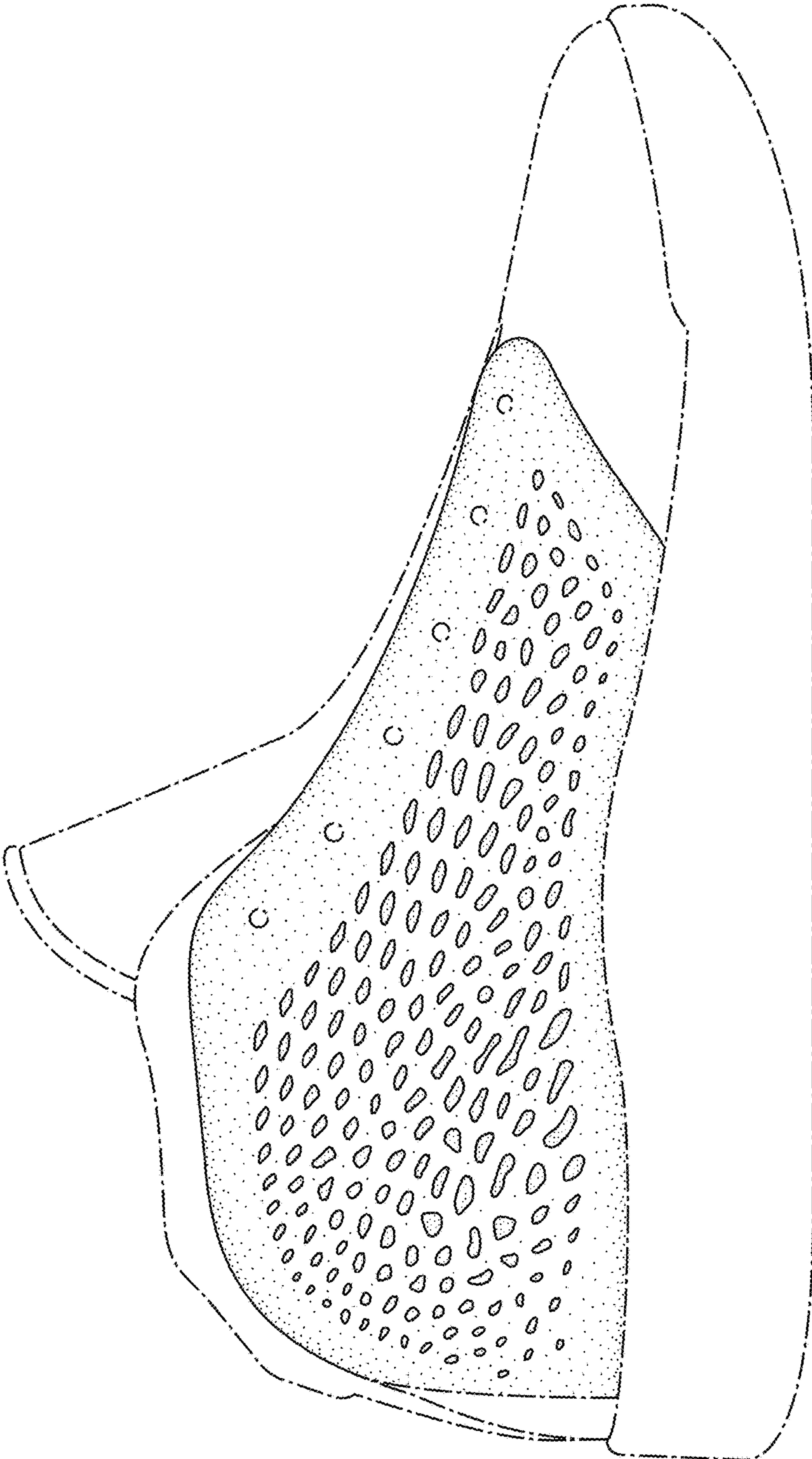


FIG. 5

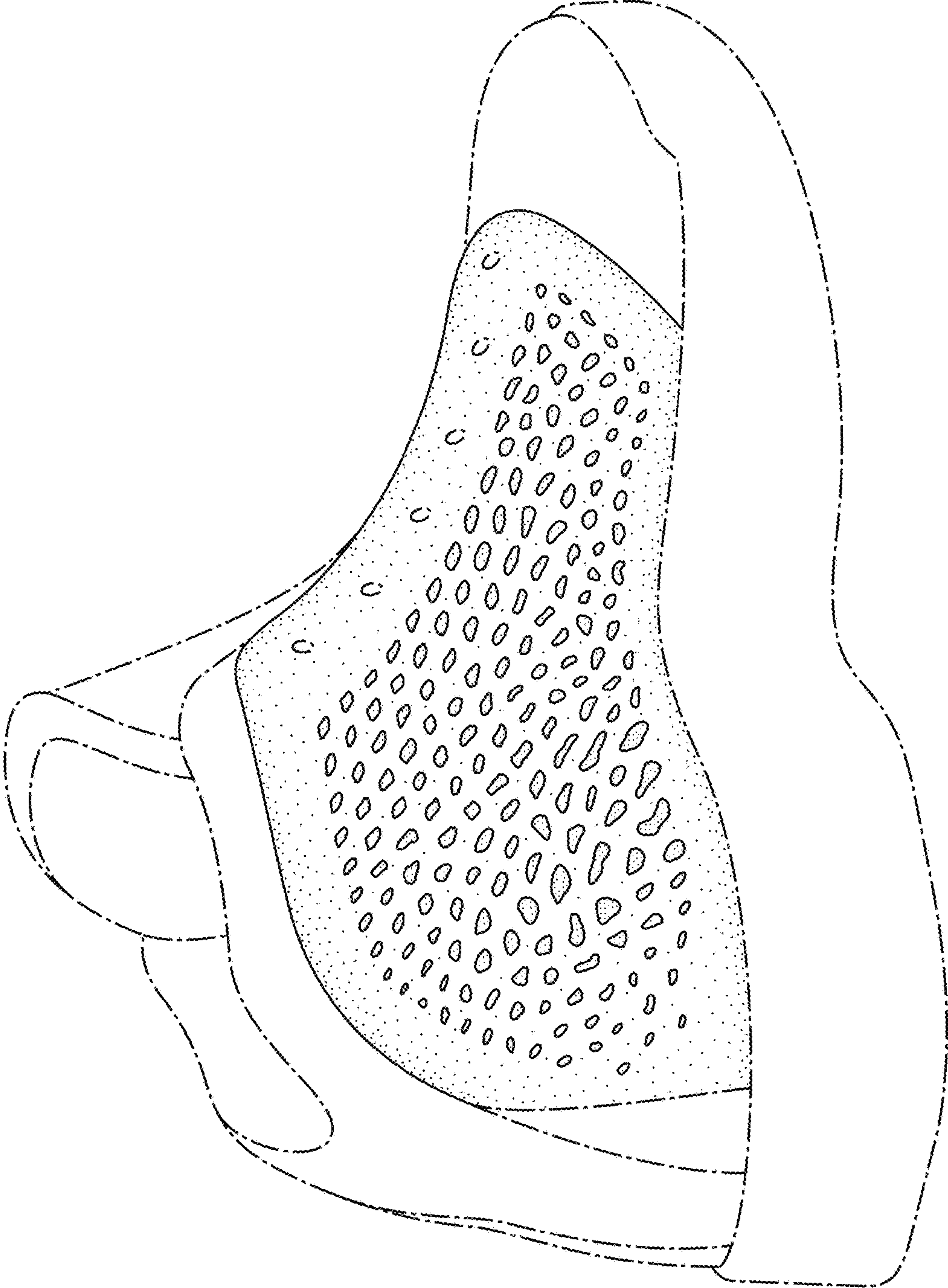


FIG. 6