



US00D775807S

(12) **United States Design Patent** (10) **Patent No.:** **US D775,807 S**
Rauner (45) **Date of Patent:** **** Jan. 10, 2017**

(54) **SHOE UPPER**
(71) Applicant: **Converse, Inc.**, Boston, MA (US)
(72) Inventor: **Amy N. Rauner**, Boston, MA (US)
(73) Assignee: **Converse Inc.**, Boston, MA (US)
(**) Term: **15 Years**

D237,427 S * 11/1975 Thornberry D2/907
D373,462 S * 9/1996 Boyer D2/969
D555,332 S * 11/2007 Liles D2/902
D618,897 S * 7/2010 Liles D2/972
D619,797 S * 7/2010 Liles D2/972
D651,387 S * 1/2012 Van Zyll De Jong D2/969
D661,079 S * 6/2012 Yang D2/969
D666,798 S * 9/2012 Now D2/969
D675,418 S * 2/2013 Van Zyll De Jong D2/969
D729,503 S * 5/2015 Carroll D2/902

(21) Appl. No.: **29/545,684**
(22) Filed: **Nov. 15, 2015**
(51) **LOC (10) Cl.** **02-99**
(52) **U.S. Cl.**
USPC **D2/972**
(58) **Field of Classification Search**
USPC D2/902, 906-908, 944, 946, 969,
D2/972-974
CPC ... A43B 13/181; A43B 13/141; A43B 13/186;
A43B 13/188; A43B 23/00; A43B 23/02;
A43B 5/00; A43B 23/26; A43B 1/04;
A43B 11/14; A43B 7/00; A43C
1/00; A43C 11/00
See application file for complete search history.

OTHER PUBLICATIONS

All Star Converse sneakers Overseas Edition White Ox Low Top Leather <http://www.conversehighsneakersoutlet.com/all-star-converse-sneakers-overseas-edition-white-ox-low-top-leather-p-176.html>.*

* cited by examiner

Primary Examiner — Dominic Simone
(74) *Attorney, Agent, or Firm* — Banner & Witcoff, Ltd.

(57) **CLAIM**


The ornamental design for a shoe upper, as shown and described.

DESCRIPTION

FIG. 1 is a front perspective view of a shoe upper showing my new design;
FIG. 2 is a side view thereof; and,
FIG. 3 is a rear perspective view thereof.
The even-length broken lines within the shaded area represent stitching. The uneven-length broken lines immediately adjacent to the shaded area represent unclaimed boundaries of the design. The uneven-length broken lines showing the seven eyelets and the remainder of the shoe are for environmental purposes only and form no part of the claimed design.

1 Claim, 3 Drawing Sheets

(56) **References Cited**
U.S. PATENT DOCUMENTS
D173,699 S * 12/1954 Hosker D2/907
D173,700 S * 12/1954 Hosker D2/907
2,994,972 A * 8/1961 Blair A43B 5/00
D2/907
D200,846 S * 4/1965 Bovay D2/908
D223,531 S * 5/1972 McCarthy D2/907
D226,461 S * 3/1973 Nelson D2/907
D229,900 S * 1/1974 Powers D2/907
D229,989 S * 1/1974 Sedley D2/907
D236,560 S * 9/1975 Senter D2/907
D237,425 S * 11/1975 Askew D2/907
D237,426 S * 11/1975 Thornberry D2/907



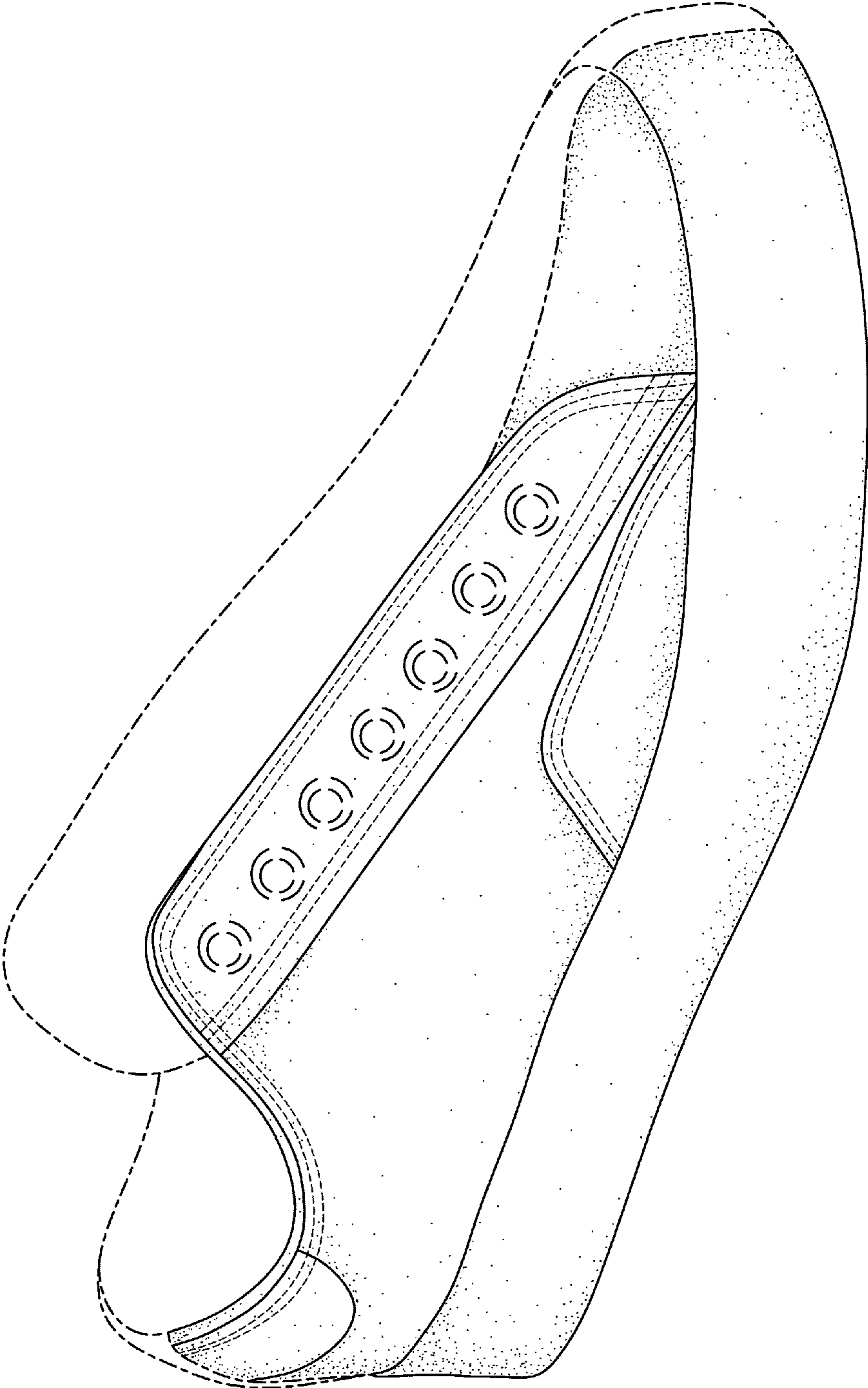


FIG.1

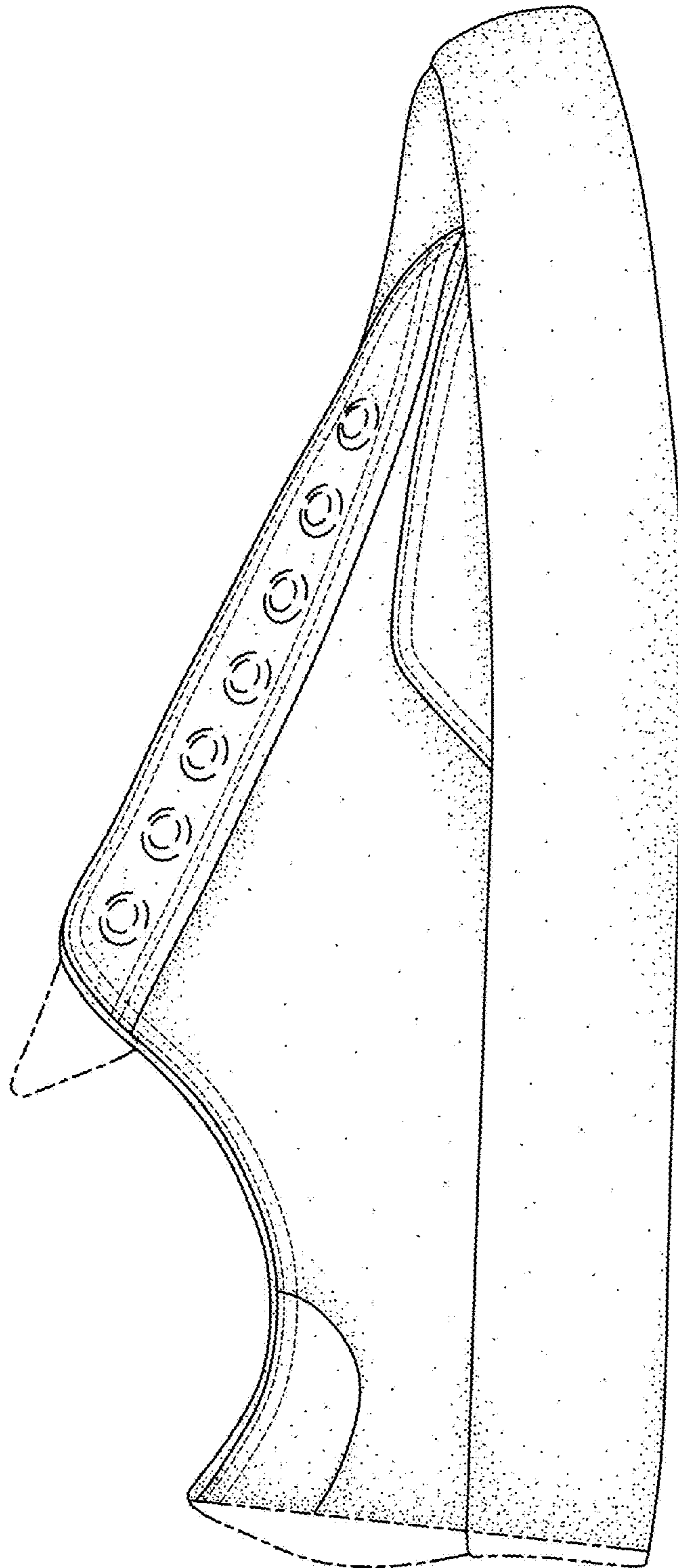


FIG. 2

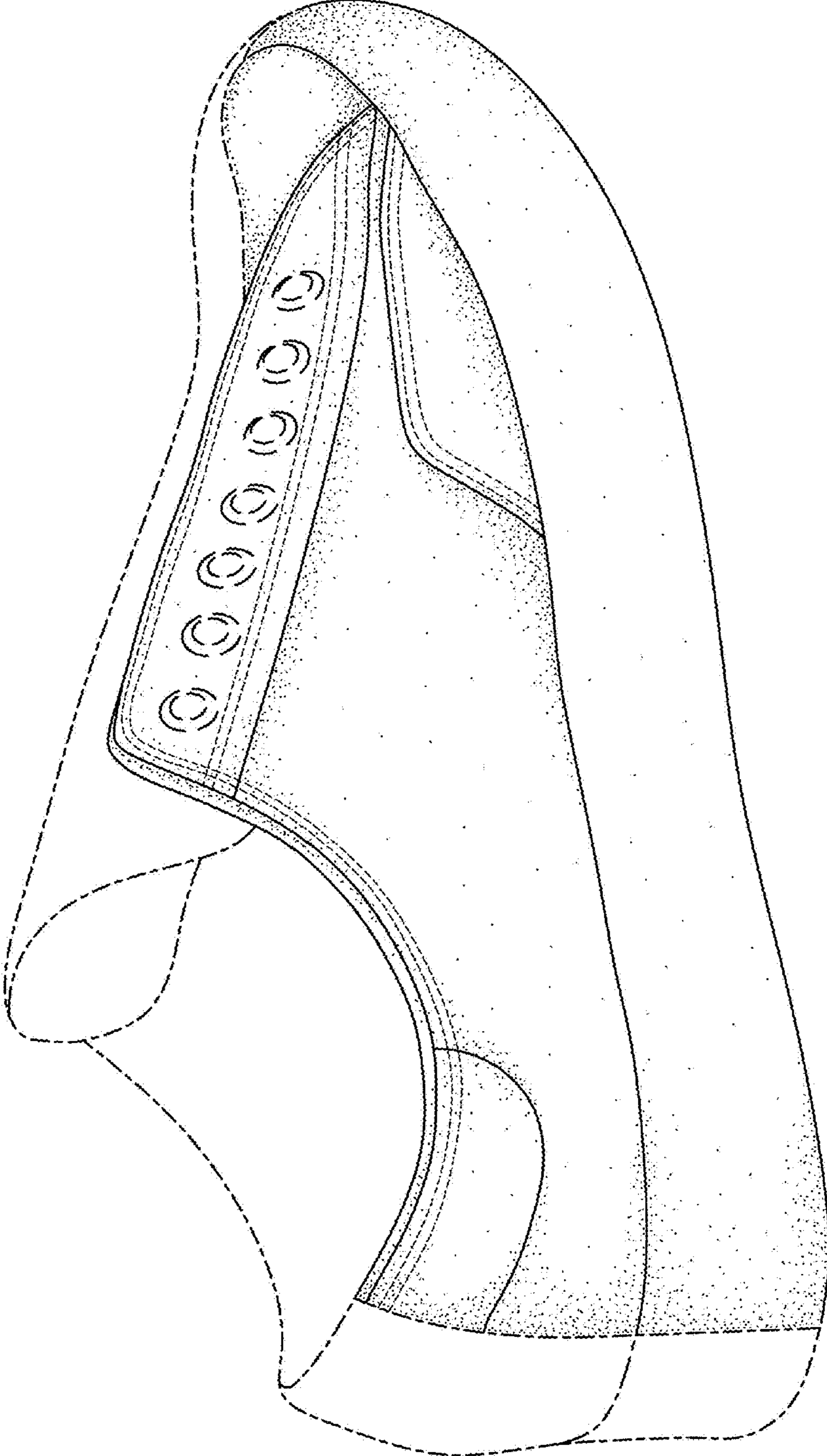


FIG.3