



US00D775802S

(12) **United States Design Patent** (10) **Patent No.:** **US D775,802 S**  
**Takahashi** (45) **Date of Patent:** **\*\* Jan. 10, 2017**

(54) **FOOTWEAR INSOLE**

(71) Applicant: **Tsuyoshi Takahashi**, Gunma (JP)

(72) Inventor: **Tsuyoshi Takahashi**, Gunma (JP)

(\*\*) Term: **15 Years**

(21) Appl. No.: **29/567,987**

(22) Filed: **Jun. 14, 2016**

**Related U.S. Application Data**

(62) Division of application No. 29/477,325, filed on Dec. 20, 2013, now Pat. No. Des. 762,053.

(30) **Foreign Application Priority Data**

Jun. 21, 2013 (JP) ..... 2013-014108

Jun. 21, 2013 (JP) ..... 2013-014109

(51) **LOC (10) Cl.** ..... **02-04**

(52) **U.S. Cl.**  
USPC ..... **D2/961**

(58) **Field of Classification Search**

USPC ..... D2/896, 946, 947, 961, 968, 976; 36/83, 36/88, 89, 91, 92, 93, 25 R, 28, 29, 30 R, 36/30 A, 32 R, 34 R, 35 R, 34 A, 43, 44, 36/145, 153, 155, 71; D24/124, 126, 189

CPC ..... A43B 7/14; A43B 7/1405; A43B 7/141; A43B 7/1415; A43B 7/142; A43B 7/1425; A43B 7/143; A43B 7/144; A43B 7/145; A43B 7/1455; A43B 7/146; A43B 7/1465; A43B 7/1475; A43B 7/148; A43B 7/1485; A43B 7/149; A43B 7/28; A43B 7/30; A43B 7/32; A43B 13/00; A43B 13/02; A43B 13/04; A43B 13/14; A43B 13/141; A43B 13/40; A43B 13/38; A43B 9/00; A43B 9/125; A43B 17/00; A43B 17/003; A43B 17/006; A43B 17/026; A43B 17/03; A43B 17/02; A43B 17/14; A43B 5/0405; A43B 5/0407; A43B 21/32

See application file for complete search history.

(56) **References Cited**

U.S. PATENT DOCUMENTS

1,146,899 A \* 7/1915 Parmelee ..... A43B 7/142  
36/180

1,867,431 A \* 7/1932 Wood ..... A43B 7/1445  
33/1 C

D108,100 S \* 1/1938 Johnson ..... D2/961  
2,121,176 A 6/1938 Shain

(Continued)

*Primary Examiner* — Elizabeth J Oswecki

(74) *Attorney, Agent, or Firm* — Muncy, Geissler, Olds & Lowe, P.C.

(57) **CLAIM**

The ornamental design for a footwear insole, as shown and described.

**DESCRIPTION**

FIG. 1 is a front view of a footwear insole for a right foot, showing my new design;

FIG. 2 is a back view thereof;

FIG. 3 is a top plan view thereof;

FIG. 4 is a bottom plan view thereof;

FIG. 5 is a right side view thereof;

FIG. 6 is a left side view thereof;

FIG. 7 is a cross sectional view thereof, taken along line VII-VII in FIG. 3;

FIG. 8 is a cross sectional view thereof, taken along line VIII-VIII in FIG. 3;


FIG. 9 is a perspective view thereof; and,

FIG. 10 is a cross sectional view thereof, taken along line X-X in FIG. 3, shown in a used condition with a human foot shown in broken lines.

The footwear insole for the left foot is a mirror image of the footwear insole for the right foot.

The broken line showing is included for the purpose of illustrating and forms no part of the claimed design.

**1 Claim, 5 Drawing Sheets**



(56)

References Cited

U.S. PATENT DOCUMENTS

3,253,601 A 5/1966 Scholl  
4,697,361 A \* 10/1987 Ganter ..... A43B 13/186  
36/28  
D297,381 S 8/1988 Sugiyama  
D324,761 S 3/1992 Soo-Kwan  
D366,140 S 1/1996 Finn  
D371,894 S 7/1996 Gay  
D396,341 S 7/1998 Lozano  
D397,238 S 8/1998 Lozano  
D414,024 S 9/1999 Kress  
5,996,254 A \* 12/1999 Goven ..... A43B 17/035  
36/153  
D418,666 S 1/2000 Brown  
D422,782 S 4/2000 Kress  
D432,769 S 10/2000 Yung  
D487,185 S 3/2004 Grisoni  
D490,970 S 6/2004 Bray, Jr.  
D513,358 S 1/2006 Amado

D531,790 S 11/2006 Wurzburg  
D532,586 S \* 11/2006 Birkenstock ..... D2/961  
D533,336 S 12/2006 Walker  
D535,811 S 1/2007 Dananberg  
D545,532 S 7/2007 Sawtelle  
D572,449 S 7/2008 Ringholz  
D580,640 S 11/2008 Wurzburg  
D615,742 S 5/2010 Vasyli  
D623,837 S 9/2010 McDonnell  
D625,501 S 10/2010 Lidtke  
D632,468 S 2/2011 Meador  
D632,881 S \* 2/2011 Rosenberg ..... D2/961  
D655,076 S 3/2012 Rosenberg  
D664,755 S \* 8/2012 Gavrieli ..... D2/962  
D669,674 S \* 10/2012 Vidal ..... D2/961  
D718,026 S \* 11/2014 Lee ..... D2/961  
D722,754 S 2/2015 Vasyli  
D722,757 S 2/2015 Vasyli  
D729,509 S \* 5/2015 Lee ..... D2/961  
D762,053 S \* 7/2016 Takahashi ..... D2/961  
D762,959 S \* 8/2016 Kojak ..... D2/961

\* cited by examiner

Fig. 1




Fig. 2




Fig. 3

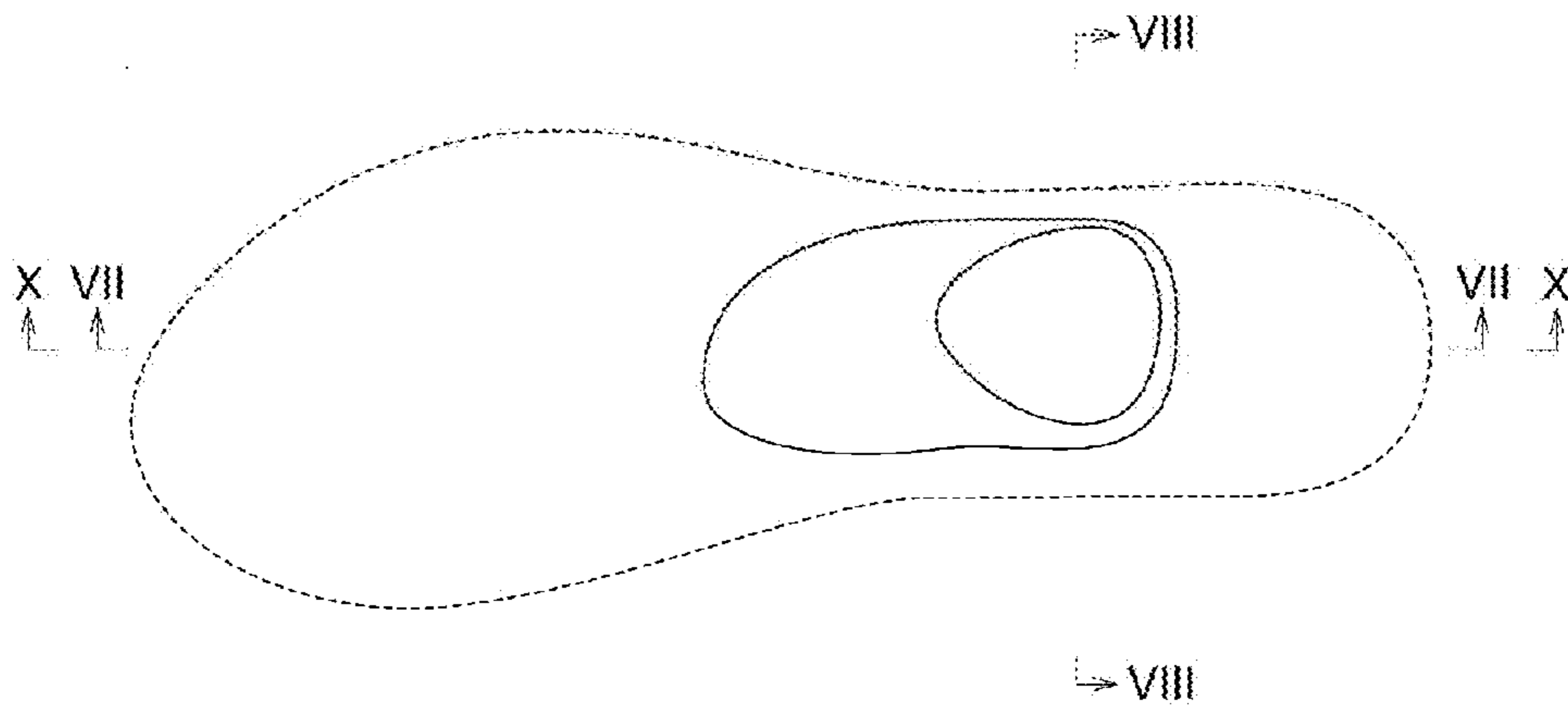


Fig. 4

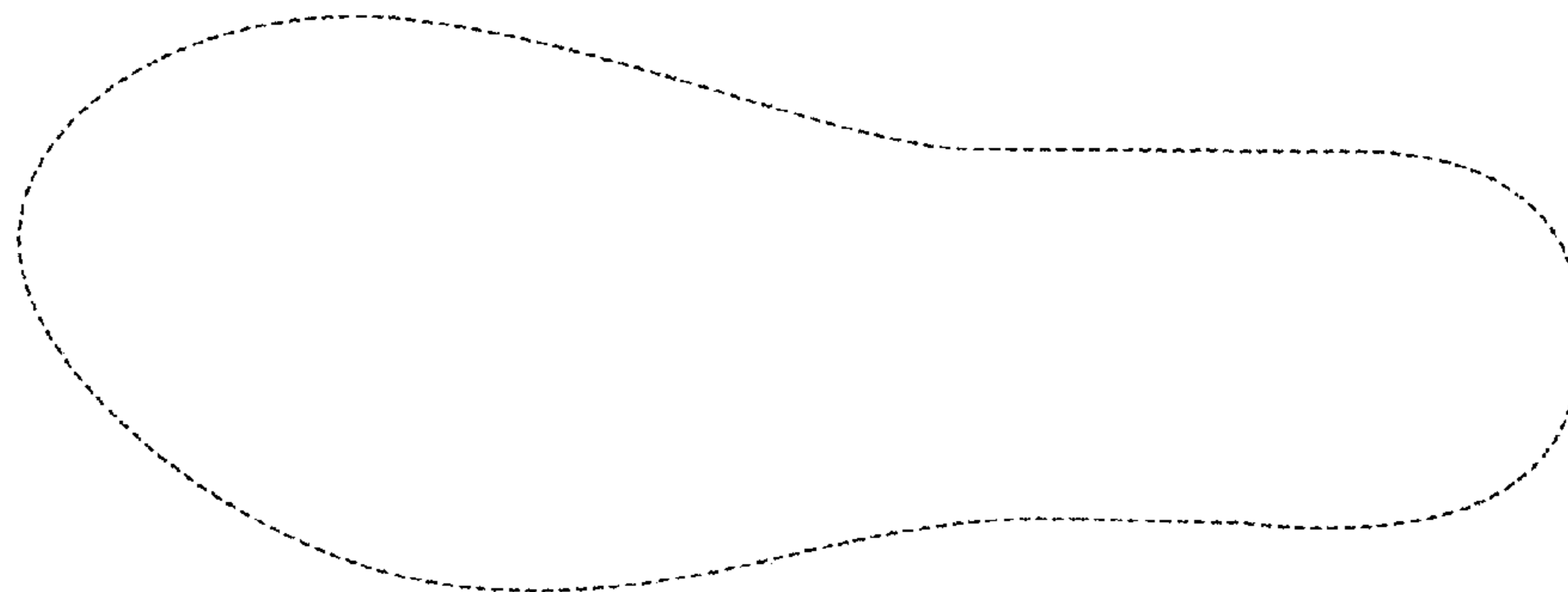


Fig. 5




Fig. 6




Fig. 7




Fig. 8

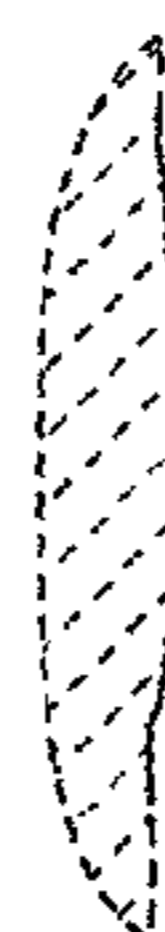


Fig. 9




Fig. 10

