



US00D775777S

(12) **United States Design Patent**  
**Peral**

(10) **Patent No.:** **US D775,777 S**  
(45) **Date of Patent:** **\*\* Jan. 10, 2017**

- (54) **SEGMENTED TIE**
- (71) Applicant: **Enrique Peral**, San Juan, PR (US)
- (72) Inventor: **Enrique Peral**, San Juan, PR (US)
- (\*\*) Term: **14 Years**
- (21) Appl. No.: **29/485,471**
- (22) Filed: **Mar. 19, 2014**
- (51) **LOC (10) Cl.** ..... **02-05**
- (52) **U.S. Cl.**  
USPC ..... **D2/605**
- (58) **Field of Classification Search**  
USPC ..... D2/600, 602-609, 500-508, 627-629,  
D2/631, 632, 875, 853, 840; D11/202,  
D11/1-25, 93, 94; D6/601; 2/144-157,  
2/152.1, 91, 92, 207, 468, 130, 912, 916,  
2/336, 338, 137, 138, 141.1, 132, 127,  
2/633; 132/275; D10/32; 59/78-84  
CPC ..... A41D 25/005; A41D 25/02  
See application file for complete search history.

D488,392 S *	4/2004	Tschumi	.....	D10/32
D663,916 S *	7/2012	Bracey	.....	D2/605
D748,370 S *	2/2016	Johnson	.....	D2/605

**OTHER PUBLICATIONS**

Wood Thumb Wooden Tie, available Feb. 16, 2012, [online], [site visited Dec. 8, 2014]. Available from internet, <URL: <http://woodthumb.com/products/wooden-tie>>.\*  
 Zydeco Metal Tie, available Oct. 4, 2005, [online], [site visited Dec. 8, 2014]. Available from internet, <URL: [http://www.amazon.com/Zydeco-Play-Wear-Metal-Tie/dp/B0002CSBH0/ref=cts\\_ap\\_1\\_fbt](http://www.amazon.com/Zydeco-Play-Wear-Metal-Tie/dp/B0002CSBH0/ref=cts_ap_1_fbt)>.\*

\* cited by examiner

*Primary Examiner* — Cathron Brooks  
*Assistant Examiner* — Teddy Falloway  
 (74) *Attorney, Agent, or Firm* — Eugenio J. Torres-Oyola; Victor Rodriguez-Reyes; Ferraiuoli LLC

(57) **CLAIM**

The ornamental design for a segmented tie, as shown and described.

**DESCRIPTION**

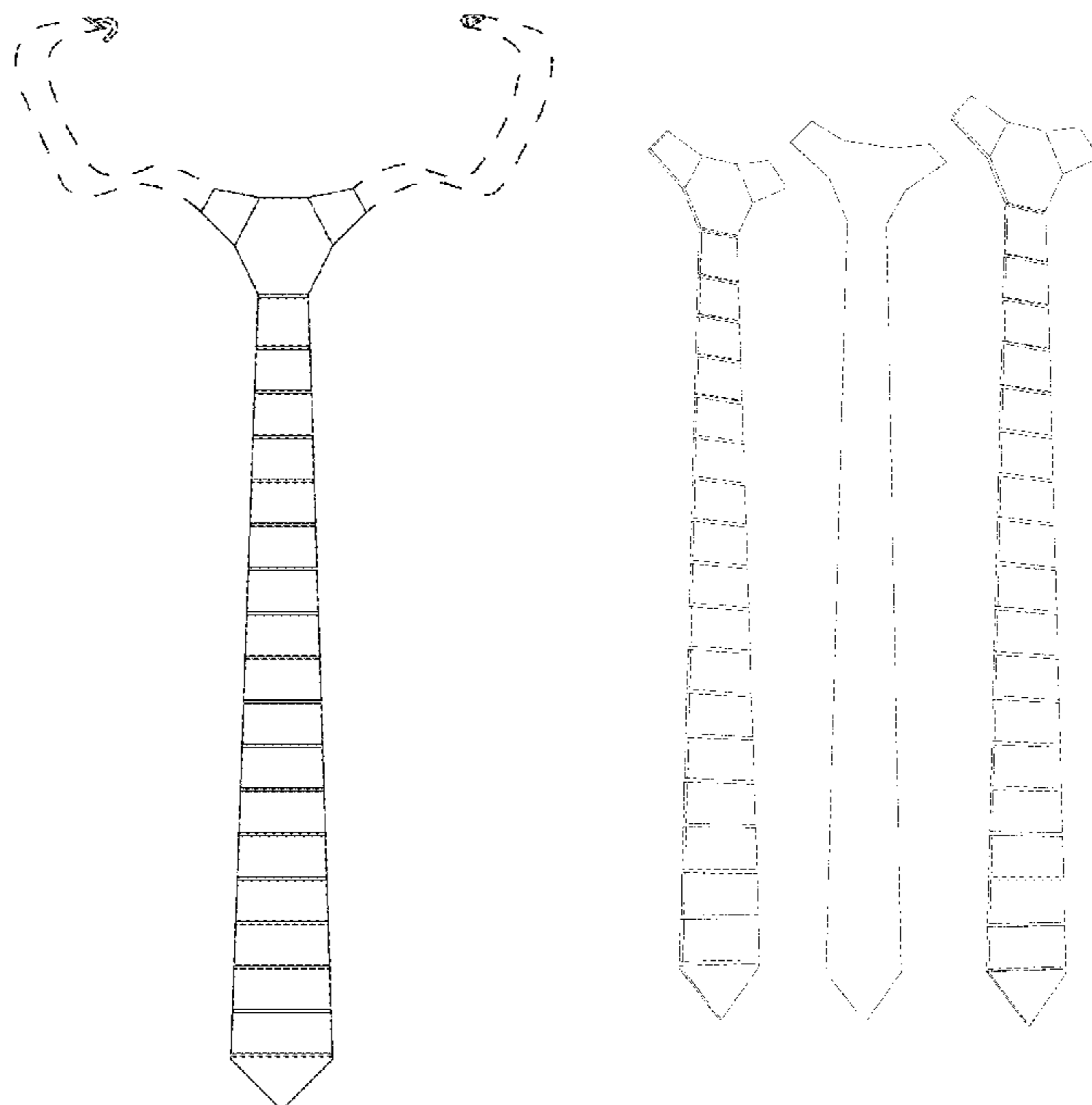
FIG. 1 is a front view of a segmented tie showing the present design with a neck strap shown in broken lines.  
 FIG. 2 is an exploded view of the segmented tie.  
 FIG. 3 is a front view of the segmented tie.  
 FIG. 4 is a back view of the segmented tie; and,  
 FIG. 5 is a side view of the segmented tie.  
 The broken lines shown are included for the purpose of illustrating portions of the segmented tie that form no part of the claimed design.

**1 Claim, 3 Drawing Sheets**

(56) **References Cited**

**U.S. PATENT DOCUMENTS**

D161,798 S *	1/1951	Spielmann	.....	D2/605
D254,845 S *	4/1980	Young	.....	D11/25
4,546,494 A *	10/1985	Garber	.....	2/144
4,627,113 A *	12/1986	Lord	.....	2/144
D297,417 S *	8/1988	Asano et al.	.....	D10/32
D318,754 S *	8/1991	Hughes	.....	D2/605
D320,499 S *	10/1991	White et al.	.....	D2/605
D381,585 S *	7/1997	Gogniat	.....	D10/32
D398,435 S *	9/1998	Gray	.....	D2/605
D457,287 S *	5/2002	Geisen	.....	D2/608



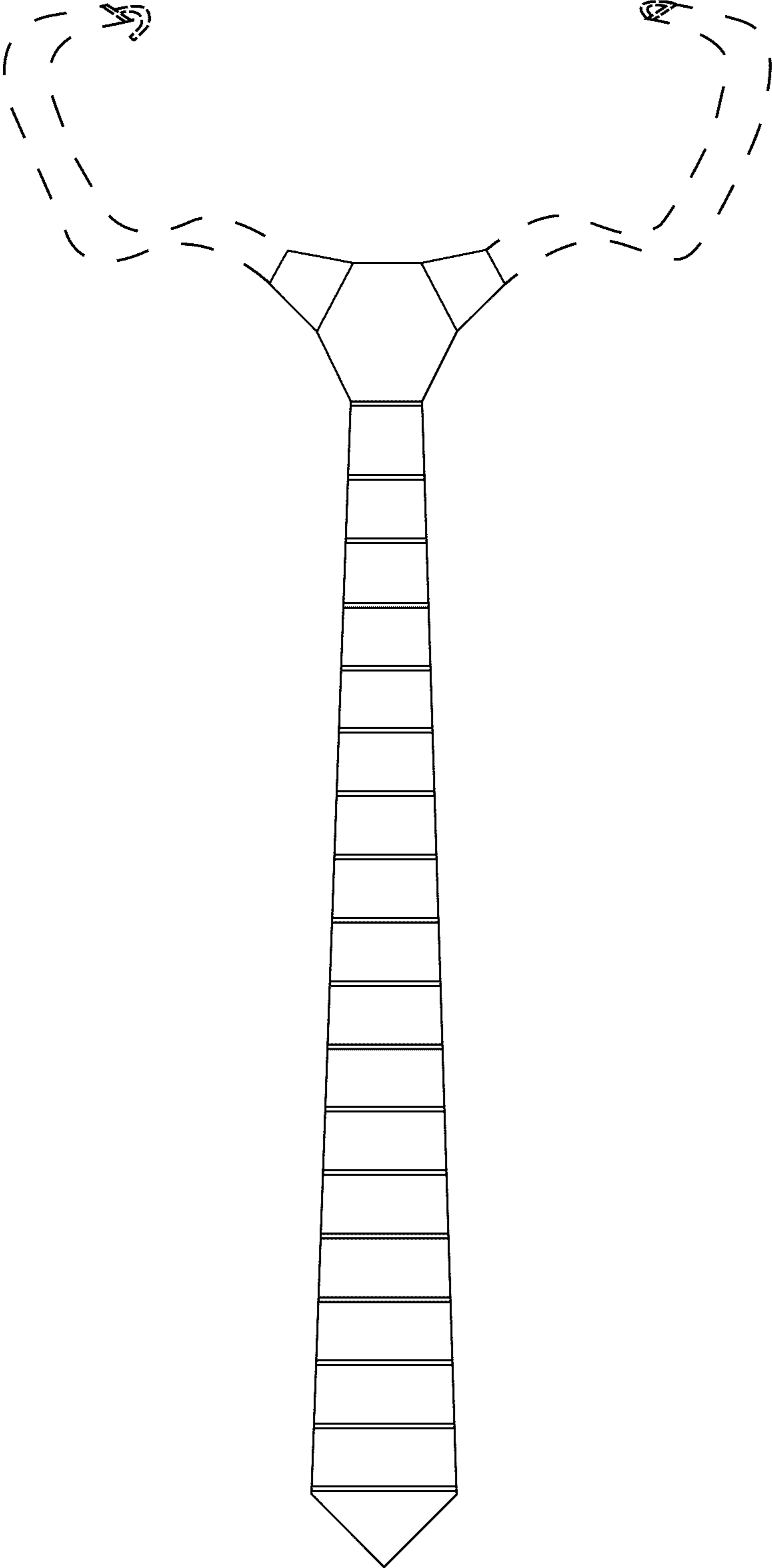


FIG. 1




FIG. 2

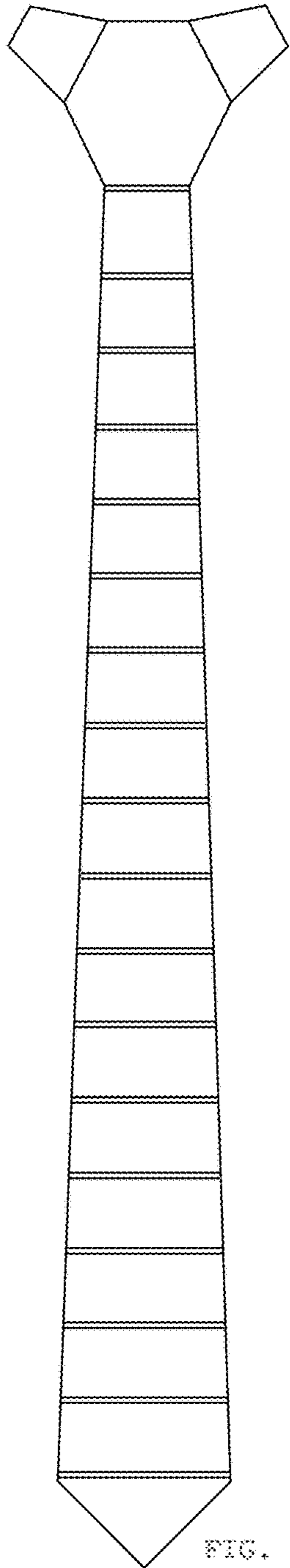


FIG. 3



FIG. 5

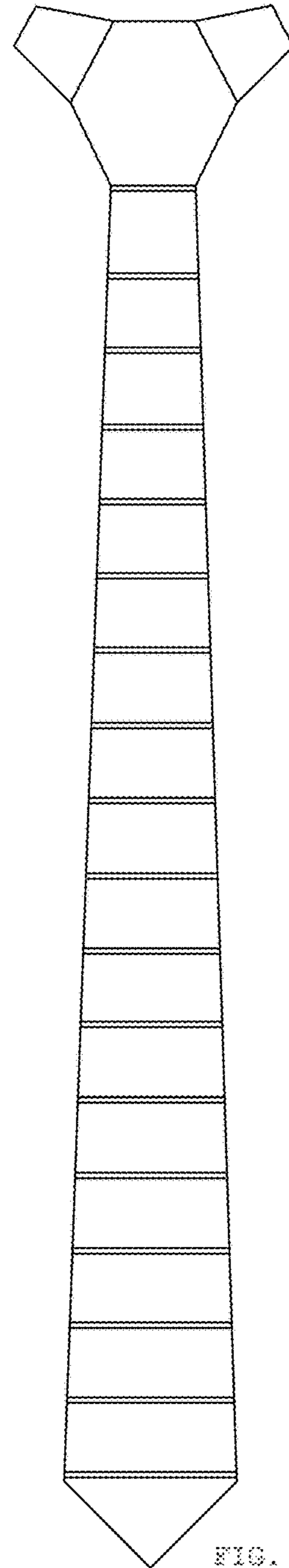


FIG. 4