



US00D775744S

(12) **United States Design Patent**
Hu et al.

(10) **Patent No.:** **US D775,744 S**
(45) **Date of Patent:** **** Jan. 3, 2017**

(54) **LIGHT-EMITTING DEVICE**
(71) Applicant: **EPISTAR CORPORATION**, Hsinchu (TW)
(72) Inventors: **Wei-Chiang Hu**, Hsinchu (TW); **Chiu-Lin Yao**, Hsinchu (TW); **Been-Yu Liaw**, Hsinchu (TW)
(73) Assignee: **EPISTAR CORPORATION**, Hsinchu (TW)

(**) Term: **14 Years**

(21) Appl. No.: **29/482,773**

(22) Filed: **Feb. 21, 2014**

(30) **Foreign Application Priority Data**

Aug. 22, 2013 (TW) 102305657

(51) **LOC (10) Cl.** **26-04**

(52) **U.S. Cl.**
USPC **D26/2**

(58) **Field of Classification Search**
USPC D26/1-4; 313/313, 315, 316, 317, 318, 313/493; 315/32, 52, 53, 56, 57, 58; 362/373, 362/294, 249.02
CPC F21V 29/83; F21K 9/00
See application file for complete search history.

(56) **References Cited**

U.S. PATENT DOCUMENTS

D167,930 S * 10/1952 Dribnack D26/2
D212,618 S * 11/1968 Kreps D26/2

D387,445 S * 12/1997 Sato D26/3
D390,673 S * 2/1998 Sato D26/2
D506,274 S * 6/2005 Moriyama D26/24
D625,032 S * 10/2010 Mollaert D26/3
D739,969 S * 9/2015 Qin D26/2
D739,970 S * 9/2015 Qin D26/2
2012/0194071 A1 * 8/2012 Huang F21K 9/13
315/35
2014/0185279 A1 * 7/2014 Shin F21V 25/12
362/218

* cited by examiner

Primary Examiner — Ian Simmons

Assistant Examiner — Harold Blackwell, II

(74) *Attorney, Agent, or Firm* — Muncy, Geissler, Olds & Lowe, P.C.

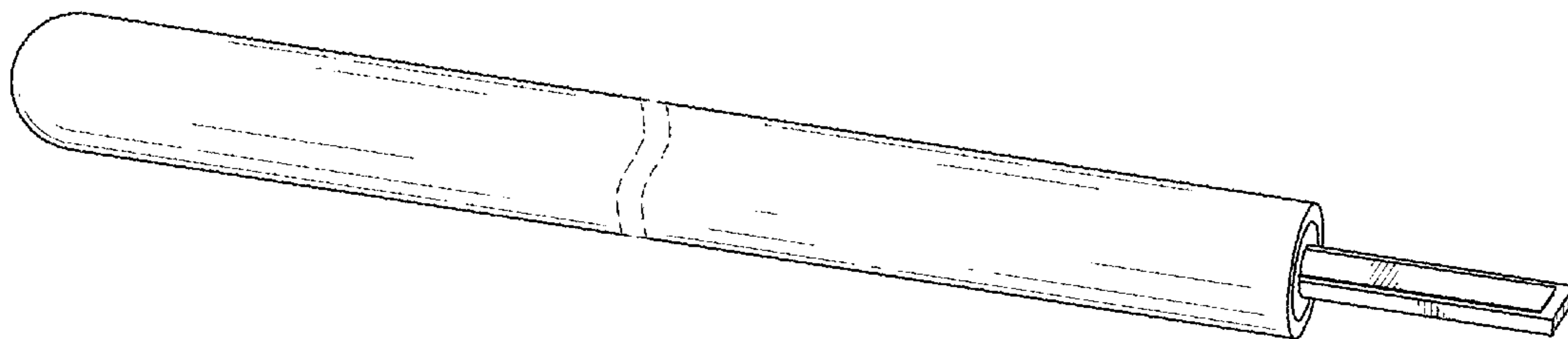
(57) **CLAIM**

The ornamental design for a light-emitting device, as shown and described.

DESCRIPTION

FIG. 1 is a front, right, top perspective view of a light-emitting device showing our new design. The light-emitting device is shown broken in the middle to indicate indeterminate length, with the understanding that the indeterminate portions of the article forms no part of the claimed design; FIG. 2 is a left side view thereof; FIG. 3 is a right side view thereof; FIG. 4 is a front elevational view thereof; FIG. 5 is a rear elevational view thereof; FIG. 6 is a top plan view thereof; and, FIG. 7 is a bottom plan view thereof.

1 Claim, 4 Drawing Sheets



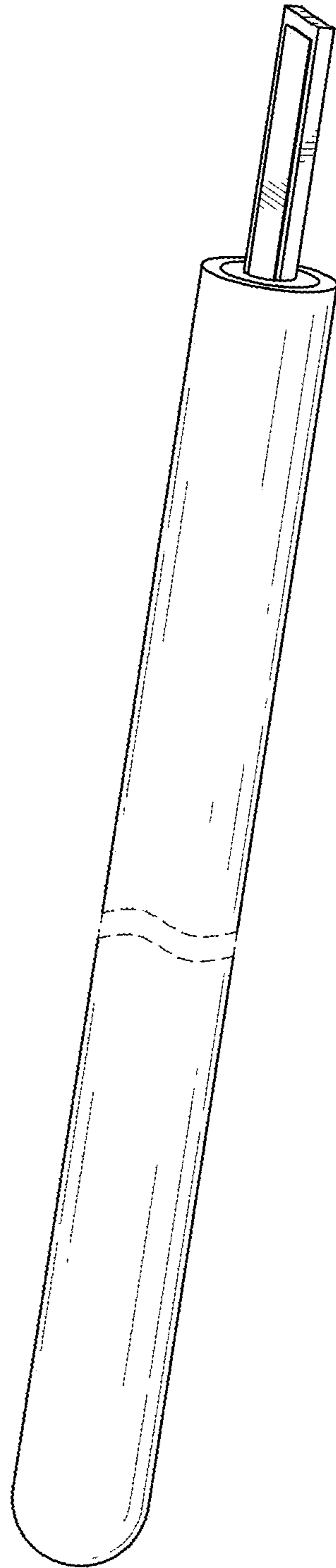


FIG.1

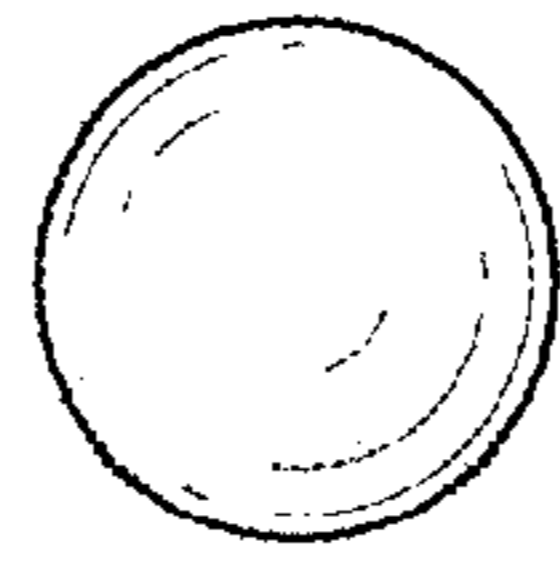


FIG. 2

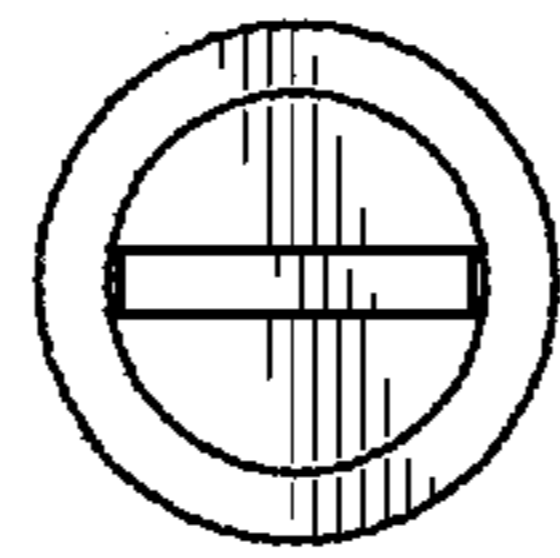


FIG. 3

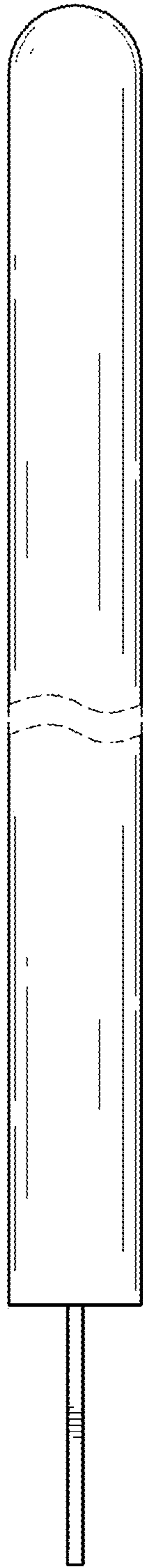


FIG.4




FIG.5

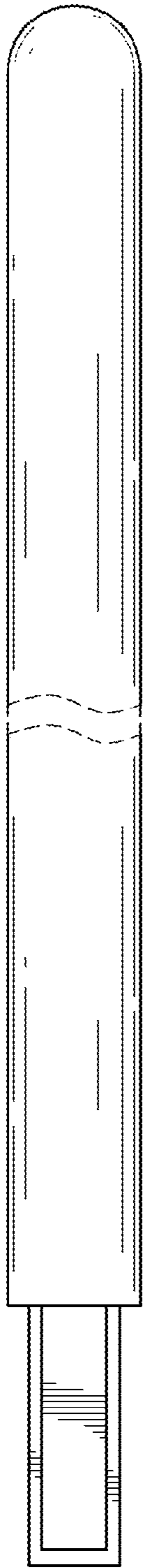


FIG. 6




FIG. 7