



US00D775737S

(12) **United States Design Patent** (10) **Patent No.:** **US D775,737 S**
Meinertz (45) **Date of Patent:** **** Jan. 3, 2017**

(54) **HEARING AID**
(71) Applicant: **GN ReSound A/S**, Ballerup (DK)
(72) Inventor: **Philip Meinertz**, Gentofte (DK)
(73) Assignee: **GN ReSound A/S**, Ballerup (DK)
(**) Term: **15 Years**
(21) Appl. No.: **29/533,396**
(22) Filed: **Jul. 16, 2015**

(30) **Foreign Application Priority Data**
Jan. 16, 2015 (EP) 002615427
(51) **LOC (10) Cl.** **24-99**
(52) **U.S. Cl.**
USPC **D24/174**
(58) **Field of Classification Search**
USPC D24/173-175; D14/205, 223-226, 249
CPC ... H04R 2225/025; H04R 25/60; H04R 25/63;
H04R 25/67; H04R 25/602; H04R 25/604;
H04R 25/608; H04R 25/65; H04R 25/652
See application file for complete search history.

(56) **References Cited**
U.S. PATENT DOCUMENTS
D663,846 S * 7/2012 Ingold D24/174
D663,847 S * 7/2012 Dubs D24/174
D667,121 S * 9/2012 Mori D24/174
D676,558 S * 2/2013 Meinertz D24/174
D676,967 S * 2/2013 Meinertz D24/174
D698,024 S * 1/2014 Meinertz D24/174
D734,472 S * 7/2015 Meinertz D24/174
D734,855 S * 7/2015 Meinertz D24/174
D735,339 S * 7/2015 Meinertz D24/174

* cited by examiner

Primary Examiner — Anhdao Doan
(74) *Attorney, Agent, or Firm* — Vista IP Law Group, LLP


(57) **CLAIM**

The ornamental designs for hearing aid, as shown and described.

DESCRIPTION

FIG. 1 is a side view of a first hearing aid of my design; FIG. 2 is another side view of the first hearing aid of my design; FIG. 3 is a perspective view of the first hearing aid of my design; FIG. 4 is another perspective view of the first hearing aid of my design; FIG. 5 is another perspective view of the first hearing aid of my design; FIG. 6 is another perspective view of the first hearing aid of my design; FIG. 7 is another perspective view of the first hearing aid of my design; FIG. 8 is a side view of a second hearing aid of my design; FIG. 9 is another side view of the second hearing aid of my design; FIG. 10 is a perspective view of the second hearing aid of my design; FIG. 11 is another perspective view of the second hearing aid of my design; FIG. 12 is another perspective view of the second hearing aid of my design; and, FIG. 13 is another perspective view of the second hearing aid of my design.

1 Claim, 7 Drawing Sheets






FIG. 1




FIG. 2




FIG. 3




FIG. 4




FIG. 5




FIG. 6




FIG. 7




FIG. 8




FIG. 9




FIG. 10




FIG. 11




FIG. 12




FIG. 13