



US00D775715S

(12) **United States Design Patent**
Kim et al.

(10) **Patent No.:** **US D775,715 S**
(45) **Date of Patent:** **** Jan. 3, 2017**

(54) **OUTDOOR UNIT FOR AIR CONDITIONER**

(71) Applicant: **LG Electronics Inc.**, Seoul (KR)

(72) Inventors: **Myungshik Kim**, Seoul (KR);
Sangmoon Jeong, Gyeonggi-do (KR);
Inhyeuk Choi, Seoul (KR)

(73) Assignee: **LG Electronics Inc.**, Seoul (KR)

(**) Term: **14 Years**

(21) Appl. No.: **29/493,723**

(22) Filed: **Jun. 12, 2014**

(30) **Foreign Application Priority Data**

Dec. 13, 2013 (KR) 30-2013-0063189

(51) **LOC (10) Cl.** **23-04**

(52) **U.S. Cl.**
USPC **D23/351**

(58) **Field of Classification Search**
USPC D23/314, 317, 324, 325, 328, 329, 330,
D23/332, 333, 335, 341, 342, 351, 353,
D23/354, 355, 356, 357, 359, 364, 365,
D23/366, 370, 375, 379, 385, 386, 388,
D23/393, 499

CPC F24F 1/00; F24F 1/02; F24F 1/08;
F24F 1/42; F24F 1/46; F24F 1/60; F24F
1/0003; F24F 1/007; F24F 1/0011; F24F
3/044; F24F 3/048; F24F 3/16; F24F 7/00;
F24F 7/04; F24F 12/001; F24F 12/006;
F24F 13/20

See application file for complete search history.

(56) **References Cited**

U.S. PATENT DOCUMENTS

D534,632 S * 1/2007 David D23/351
D540,452 S * 4/2007 Narayanamurthy D23/351

D603,495 S * 11/2009 Sata D23/351
D603,948 S * 11/2009 Ishihara D23/351
D604,822 S * 11/2009 Lee D23/351
D607,981 S * 1/2010 Yamaguchi D23/351
D617,887 S * 6/2010 Sata D23/351
D629,091 S * 12/2010 Maezawa D23/351
D653,742 S * 2/2012 Satou D23/351
2009/0277619 A1 * 11/2009 Lee F24F 3/044
165/121
2010/0132401 A1 * 6/2010 Silva Dias F24F 1/38
62/507
2011/0219798 A1 * 9/2011 Kim F24F 1/0003
62/129
2012/0210739 A1 * 8/2012 Cobb F24F 1/58
62/121

* cited by examiner

Primary Examiner — Susan E Krakower

Assistant Examiner — Lisa A Grabenstetter

(74) *Attorney, Agent, or Firm* — Morgan, Lewis &
Bockius LLP

(57) **CLAIM**

The ornamental design for an outdoor unit for air conditioner, as shown and described.

DESCRIPTION

FIG. 1 is a front, right side, perspective view of an outdoor unit for air conditioner showing our new design;
FIG. 2 is a front view thereof;
FIG. 3 is a rear view thereof;
FIG. 4 is a left side view thereof;
FIG. 5 is a right side view thereof;
FIG. 6 is a top view thereof; and,
FIG. 7 is a bottom view thereof.
The broken line portions are included to show unclaimed subject matter only and form no part of the claimed design.

1 Claim, 6 Drawing Sheets

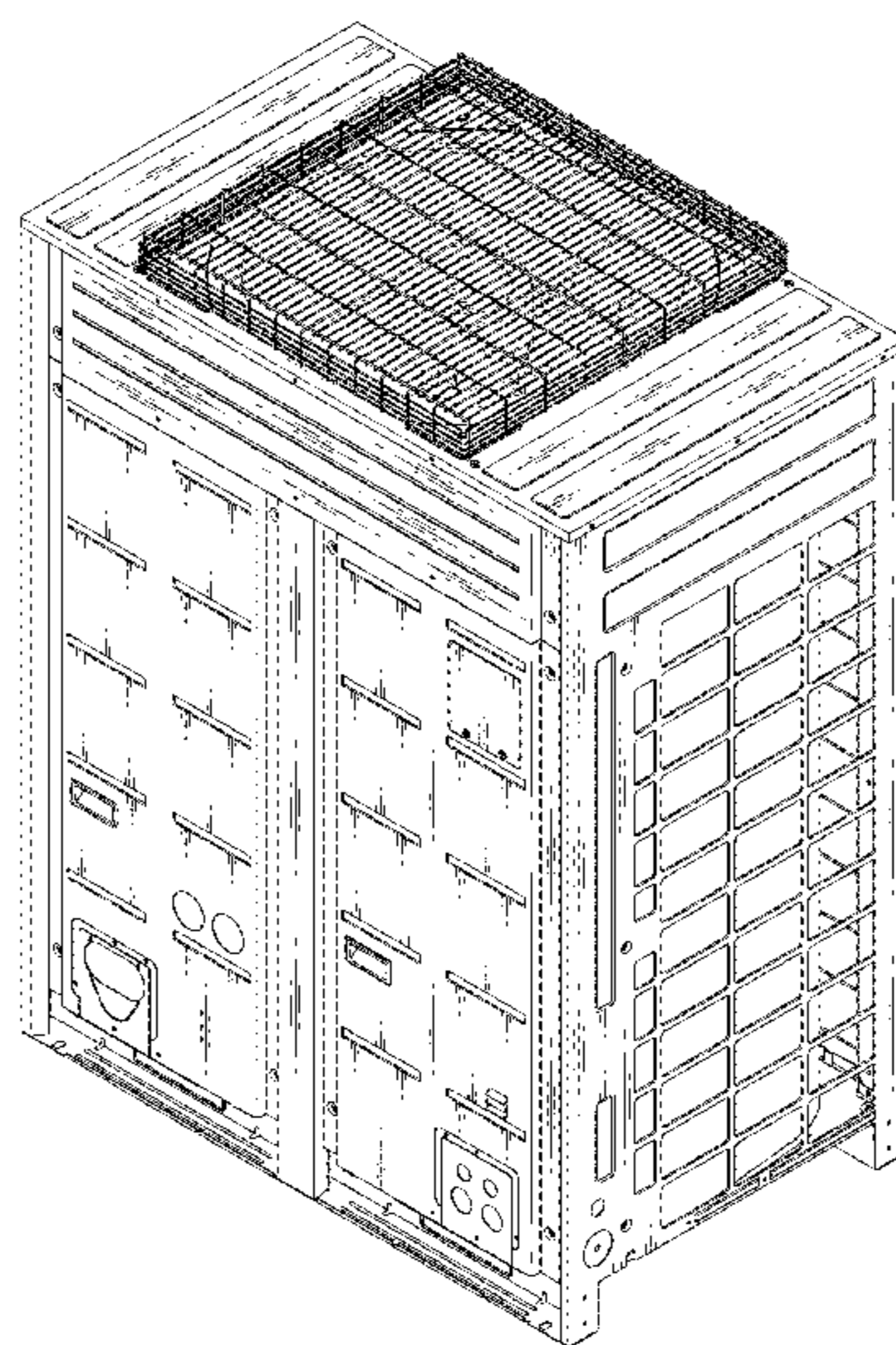


FIG. 1

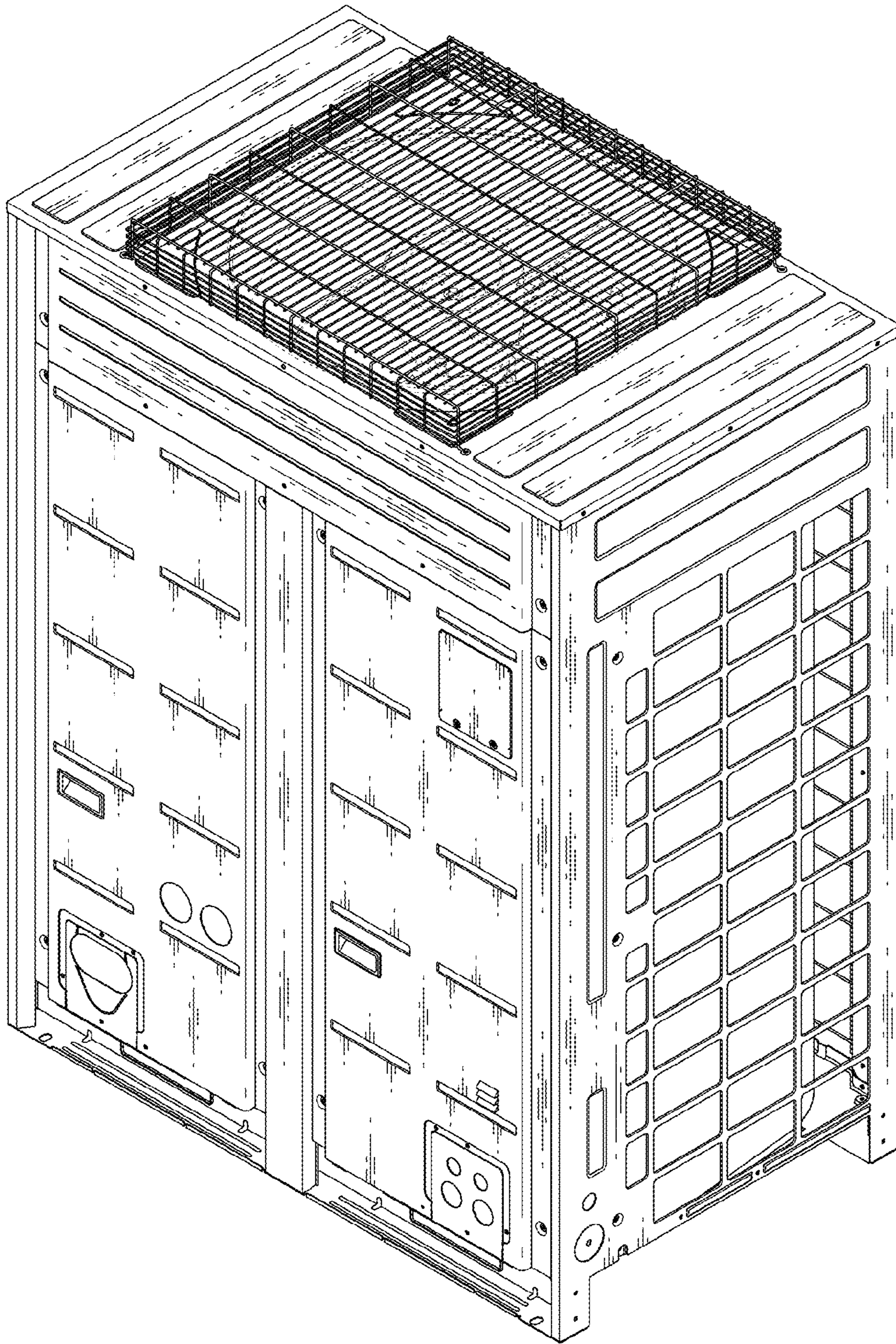


FIG. 2




FIG. 3

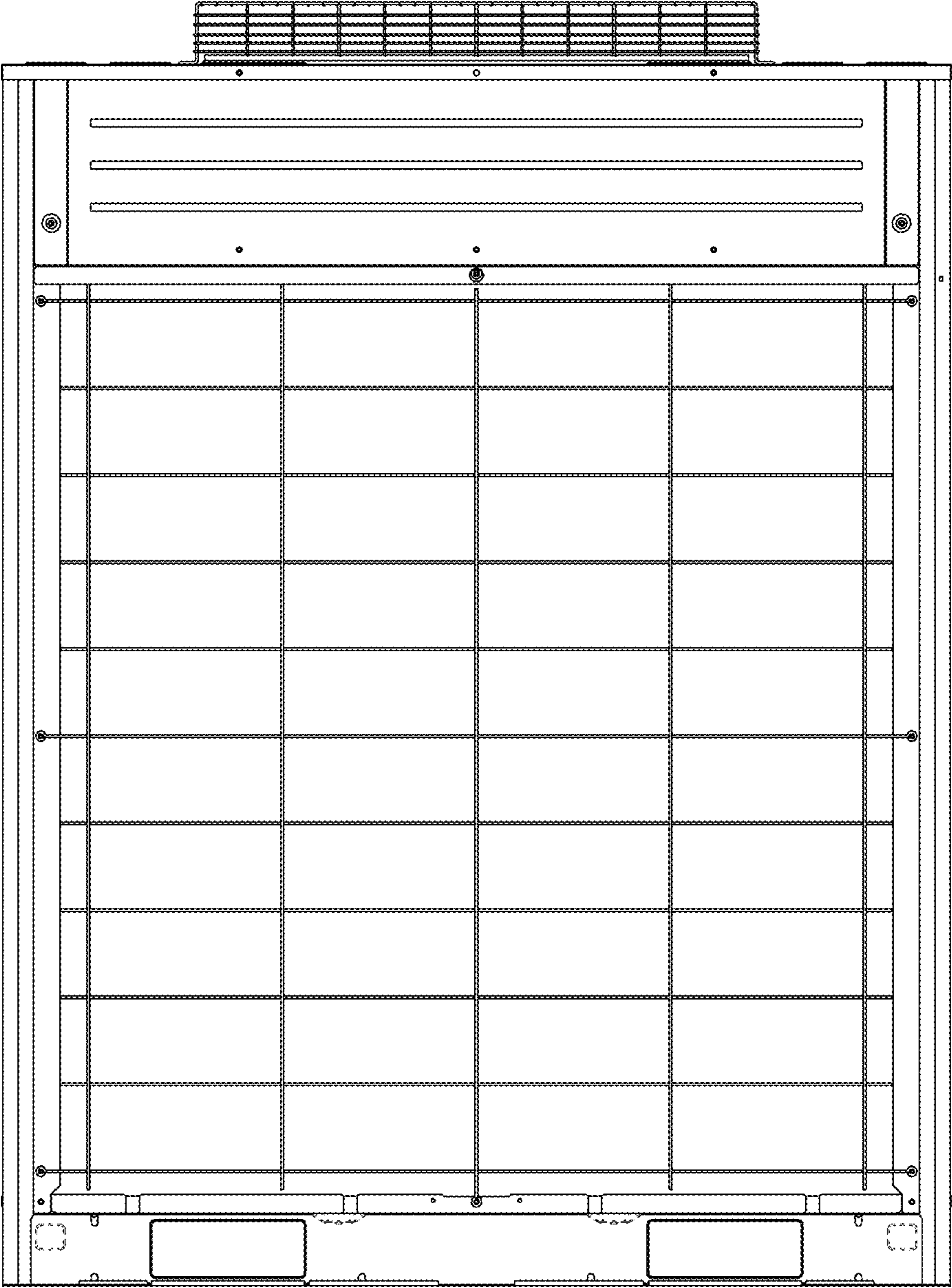


FIG. 4

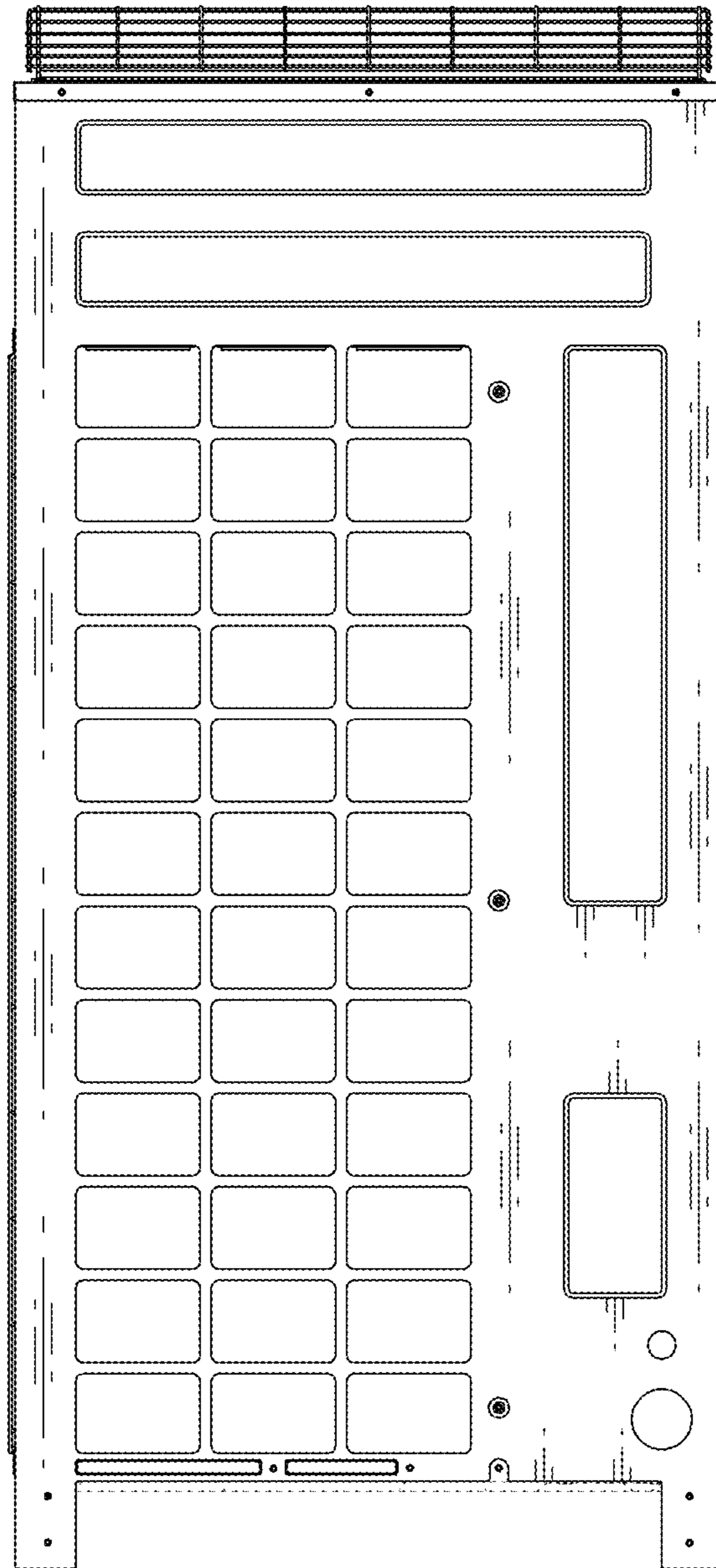


FIG. 5




FIG. 6

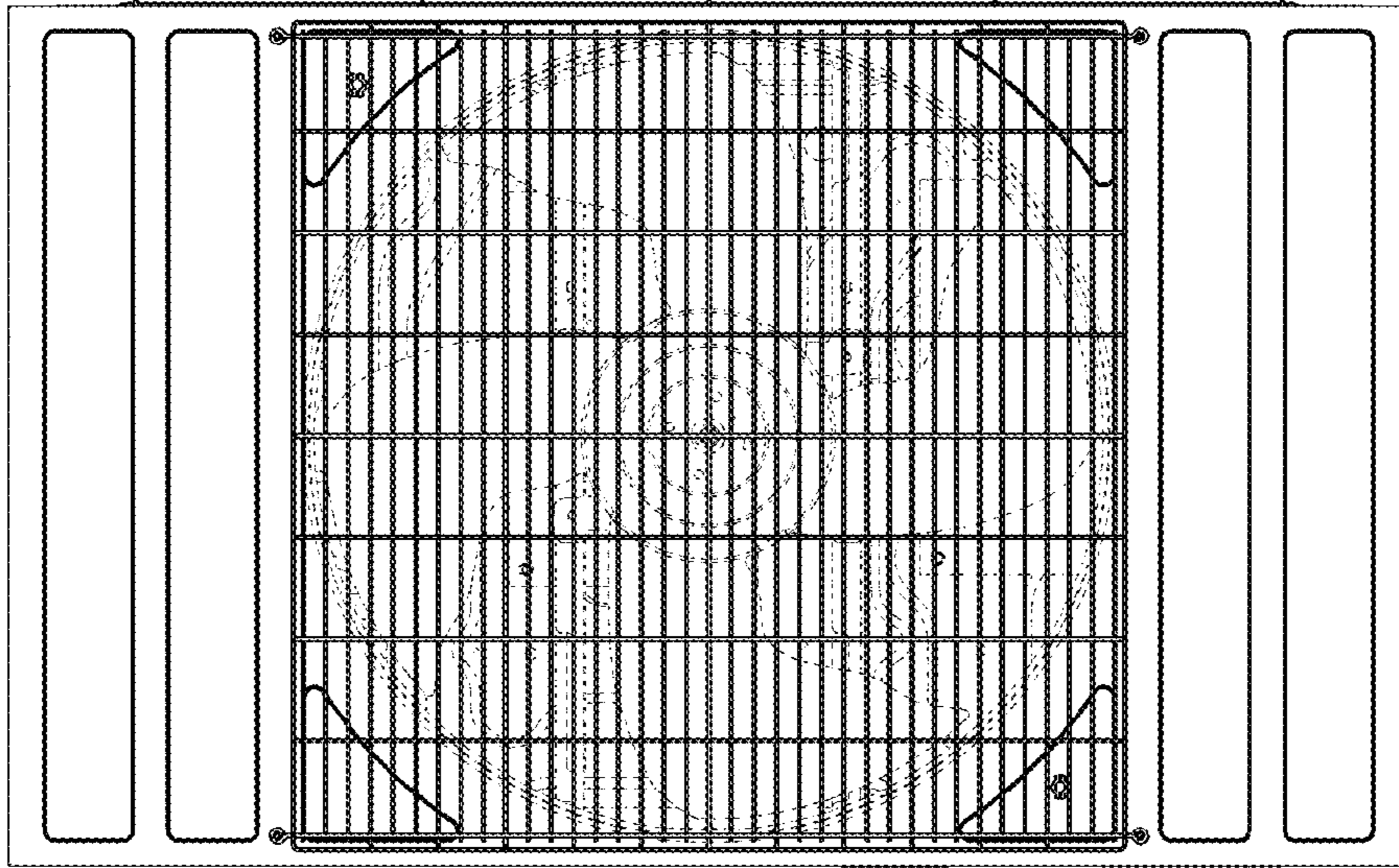


FIG. 7

