



US00D775693S

(12) **United States Design Patent** (10) **Patent No.:** **US D775,693 S**
Elson (45) **Date of Patent:** **** Jan. 3, 2017**

(54) **CHILDREN'S TOY BAR**
(71) Applicant: **Brittany Elson**, Atlanta, GA (US)
(72) Inventor: **Brittany Elson**, Atlanta, GA (US)
(**) Term: **15 Years**
(21) Appl. No.: **29/537,939**
(22) Filed: **Aug. 31, 2015**
(51) **LOC (10) Cl.** **21-01**
(52) **U.S. Cl.**
USPC **D21/476**
(58) **Field of Classification Search**
USPC D21/398, 401, 402, 465-468, 473-476;
D11/141; D28/39, 41, 42, 43, 92, 93;
D6/315-328, 331, 333, 339, 682-682.6,
D6/715, 715.1, 715.2, 718.26, 718.27,
D6/512, 513, 553, 566; D8/349, 354, 356,
D8/363, 372, 373, 376, 380
CPC A63H 5/00; A63H 33/00; A63H 33/006;
A63H 33/04; A63H 33/088; A63H 33/10;
A63H 33/101; A63H 33/102; A63H
33/103; A63H 33/108; A63H
33/12; A63H 33/30; A63H 33/42
See application file for complete search history.

(56) **References Cited**
U.S. PATENT DOCUMENTS
355,663 A * 1/1887 Price A63H 33/006
116/170
D295,198 S * 4/1988 Williams D21/476
D299,935 S * 2/1989 Williams D21/467
D316,573 S * 4/1991 Finiw D21/474
D374,692 S * 10/1996 Stroud D21/476
D393,018 S * 3/1998 Oren D21/476

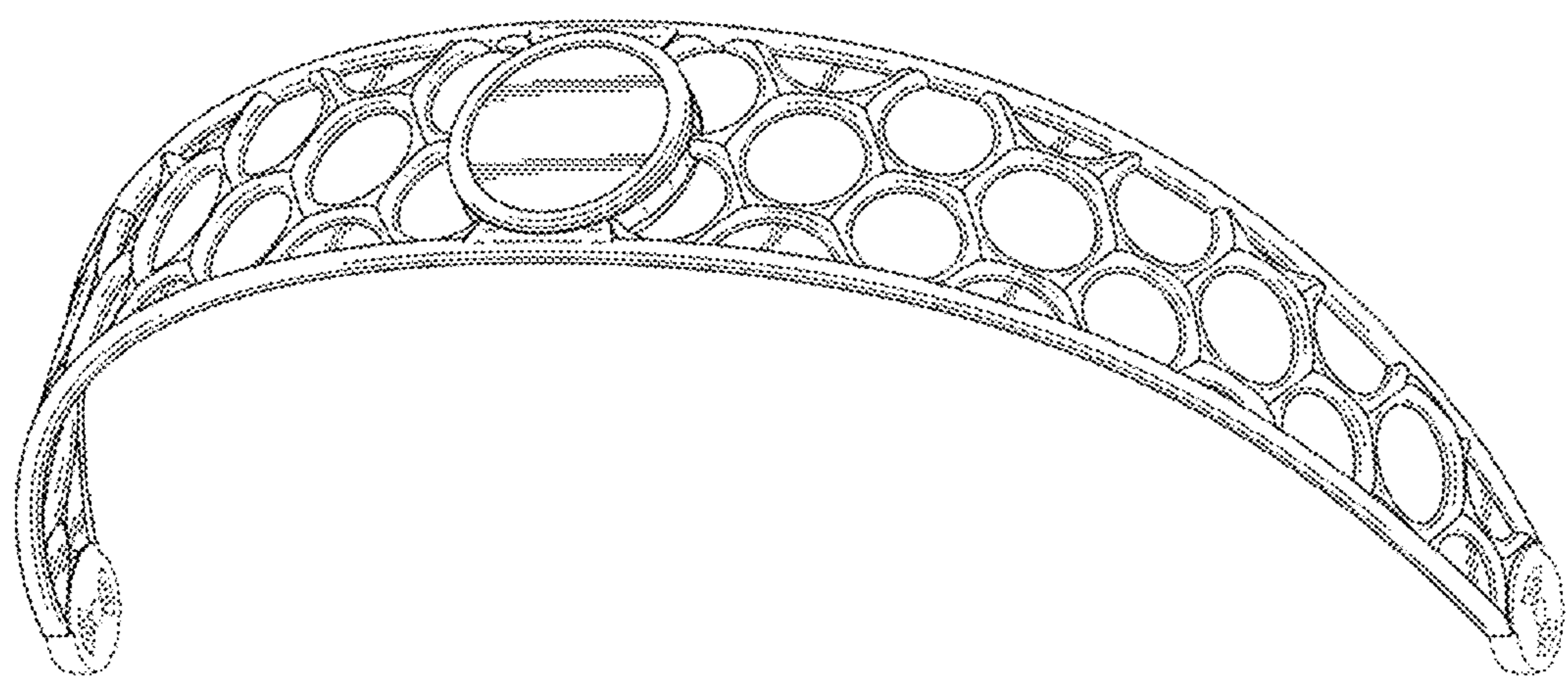
D402,302 S * 12/1998 Ferro D16/309
D403,719 S * 1/1999 Smith, II D21/398
D489,494 S * 5/2004 Silvergate D21/713
D599,647 S * 9/2009 Cubides D8/373
D651,000 S * 12/2011 Sclare D6/333
D673,378 S * 1/2013 Lewis D6/315
D700,453 S * 3/2014 Goodman D6/513
D722,438 S * 2/2015 Tsai D6/315
2004/0077269 A1 * 4/2004 Oren B62B 9/26
446/227
2004/0242118 A1 * 12/2004 Schreiber-Setzemeski A47D 15/003
446/227
2010/0056310 A1 * 3/2010 Silvergate A61J 17/02
473/612
2011/0117808 A1 * 5/2011 Fair A63H 33/006
446/227
2011/0275273 A1 * 11/2011 Oren A63H 33/006
446/227

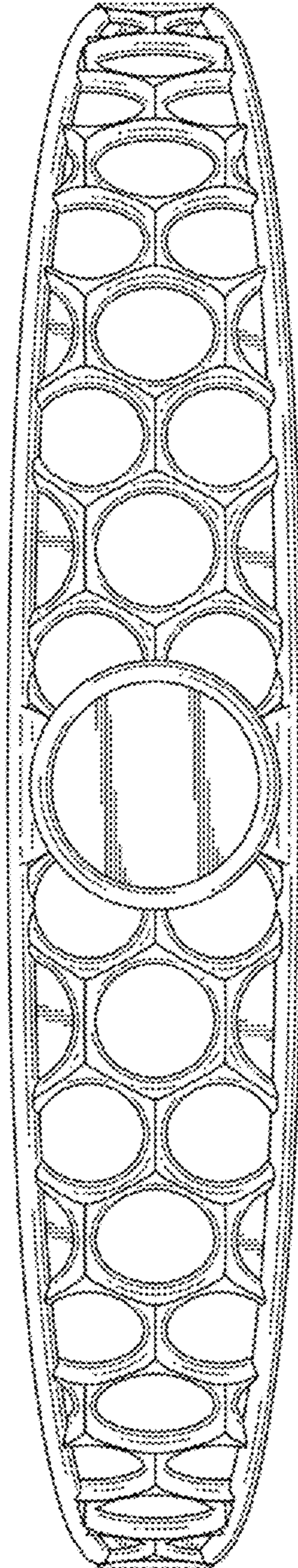
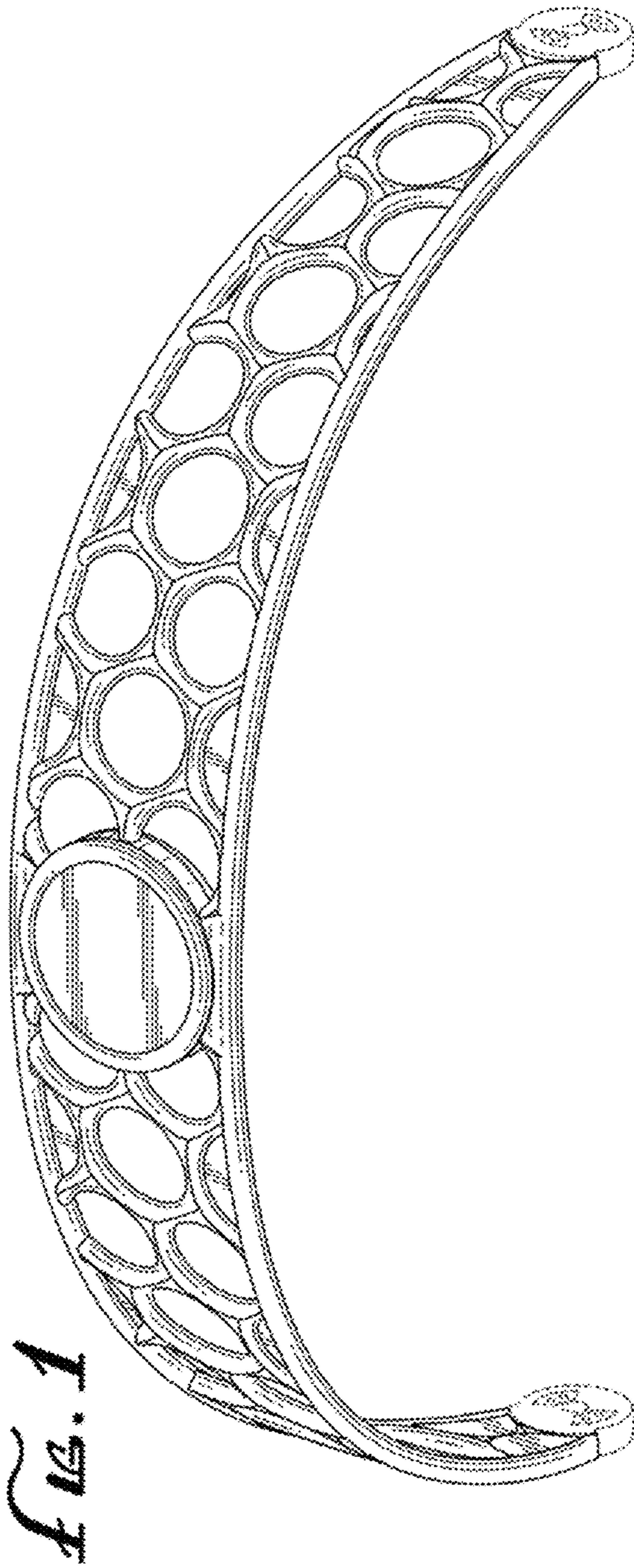
* cited by examiner
Primary Examiner — Catherine Tuttle

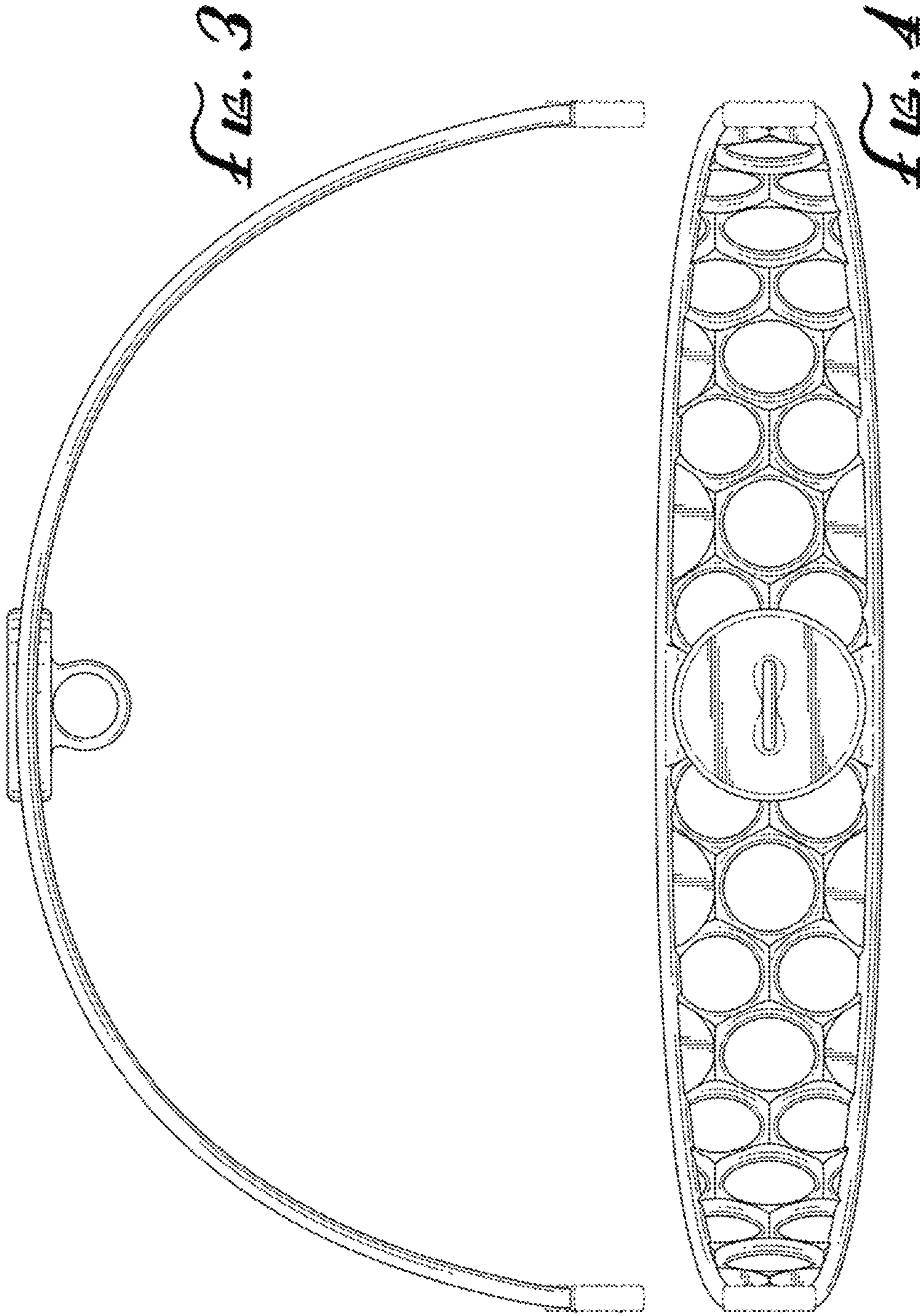
(57) **CLAIM**
The ornamental design for a children's toy bar, substantially as shown and described.

DESCRIPTION
FIG. 1 is a perspective view of a children's toy bar, embodying my new design.
FIG. 2 is a top view of the toy bar of FIG. 1;
FIG. 3 is a front view of the toy bar of FIG. 1;
FIG. 4 is a bottom view of the toy bar of FIG. 1; and,
FIG. 5 is a side view of the toy bar of FIG. 1, the opposite side being substantially a mirror image thereof.
Portions shown in broken lines are for illustrative purposes only and form no part of the claimed design.

1 Claim, 3 Drawing Sheets







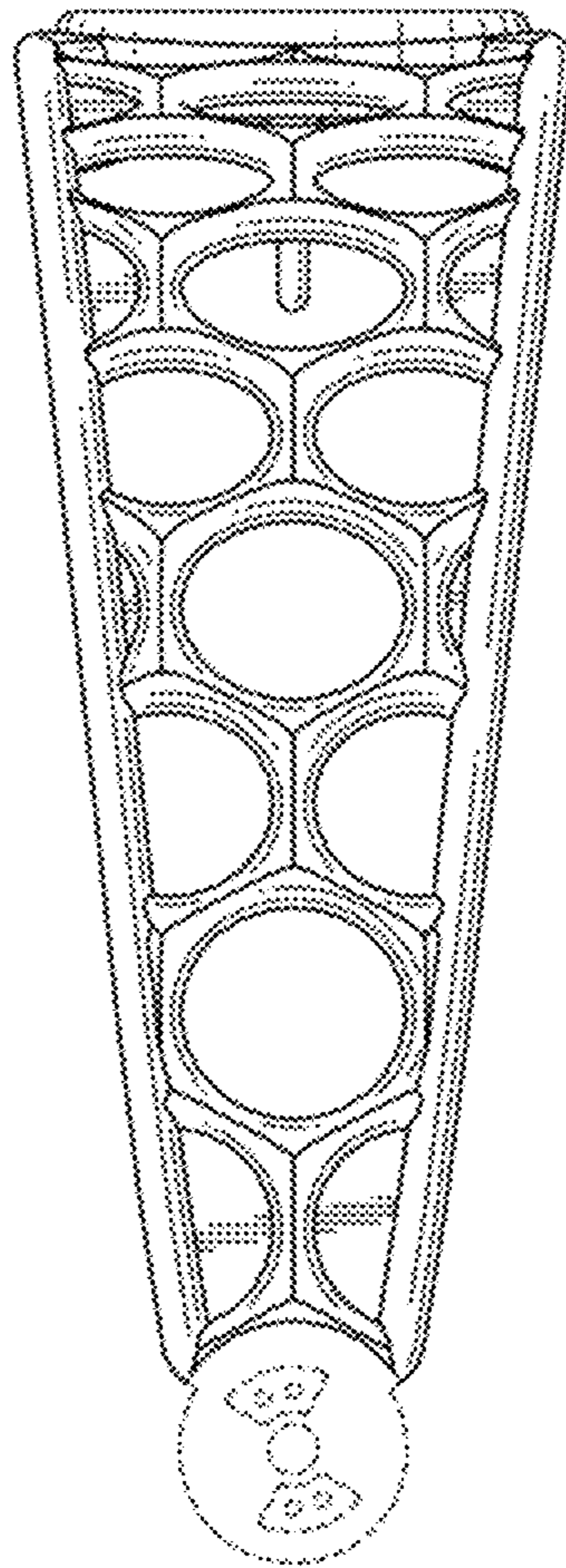


FIG. 5