



US00D775688S

(12) **United States Design Patent** (10) **Patent No.:** **US D775,688 S**  
**Li et al.** (45) **Date of Patent:** **\*\* Jan. 3, 2017**

(54) **SELF LAMINATING LABEL SHEET**

D448,404 S \* 9/2001 Hamilton ..... D19/1  
(Continued)

(71) Applicant: **CCL Label, Inc.**, Framingham, MA  
(US)

*Primary Examiner* — Abraham Bahta

(72) Inventors: **Stephen Li**, Huntington Beach, CA  
(US); **Alejandro Gerardo Veyna Hernandez**, Tijuana (MX); **Anahit Tataryan**, Eastvale, CA (US); **Joshua Petrie**, Yorba Linda, CA (US); **Jay Sato**, Mission Viejo, CA (US); **Le-Hoa Hong**, Temple City, CA (US); **Sriram Venkatasanthanam**, Chino Hills, CA (US)

(74) *Attorney, Agent, or Firm* — McDonald Hopkins LLC

(73) Assignee: **CCL Label, Inc.**, Framingham, MA  
(US)

(57) **CLAIM**

The ornamental design for a self laminating label sheet, as shown and described.

(\*\*) Term: **14 Years**

**DESCRIPTION**

(21) Appl. No.: **29/518,229**

FIG. 1 is a front elevation view of a first embodiment of the self-laminating label sheet showing our new design;

(22) Filed: **Feb. 20, 2015**

FIG. 2 is a rear elevation view thereof;

(51) **LOC (10) Cl.** ..... **19-01**

FIG. 3 is a bottom plan view thereof;

(52) **U.S. Cl.**

FIG. 4 is a top plan view thereof;

USPC ..... **D19/1**

FIG. 5 is a front and left side perspective view thereof;

(58) **Field of Classification Search**

USPC ..... D19/1-8; 40/124.01-124.15, 672, 661, 40/726, 776, 617, 633; 229/72, 92, 92.1, 229/300-303; 283/72, 74, 75, 103, 105, 283/106; 206/449; D21/385; D20/10, 22, D20/27, 40, 42, 11; D14/435-437

FIG. 6 is a back and left side perspective view thereof;

CPC ..... B42D 15/00; B42D 15/022; B42D 15/045; B42D 15/027; B42D 15/042; B42D 25/00; B42D 25/20; B42D 25/23; B42D 25/26; B42D 25/29; B42D 25/30; B42D 25/285; B42D 2033/00; B42D 2033/02; B42D 2033/04; B42D 2033/08; B42D 2033/10;

FIG. 7 is a front elevation view of a second embodiment of the self-laminating label sheet;

FIG. 8 is a bottom plan view thereof;

FIG. 9 is a top plan view thereof;

FIG. 10 is a front and left side prospective view thereof;

FIG. 11 is a front elevation view of a third embodiment of the self-laminating label sheet;

FIG. 12 is a back elevation view thereof;

FIG. 13 is a bottom plan view thereof;

FIG. 14 is a top plan view thereof;

FIG. 15 is a front elevation view of a fourth embodiment of our new design;

FIG. 16 is a back elevation view thereof;

FIG. 17 is a bottom plan view thereof; and,

FIG. 18 is a top plan view thereof.


(Continued)

(56) **References Cited**

U.S. PATENT DOCUMENTS

D419,596 S \* 1/2000 Haas ..... D19/1

(Continued)



The broken lines in the figures are included for the purpose of illustrating portions of a self laminating label sheet and form no part of the claimed design.

**1 Claim, 14 Drawing Sheets**

(58) **Field of Classification Search**

CPC ..... B42D 2033/16; B42D 2033/18; B42D  
2033/20; B42D 2033/22; B42D 2033/28;  
B42D 2033/30

See application file for complete search history.

(56) **References Cited**

U.S. PATENT DOCUMENTS

D496,405	S	*	9/2004	Stewart	.....	D20/22
D521,565	S	*	5/2006	Stewart	.....	D20/27
D671,986	S	*	12/2012	Kott	.....	D19/1
D681,109	S	*	4/2013	Kott	.....	D19/1
D683,399	S	*	5/2013	Kott	.....	D19/1
D700,651	S	*	3/2014	Tovar	.....	D19/1
D716,374	S	*	10/2014	Osmanovski	.....	D19/1
D726,254	S	*	4/2015	Kott	.....	D19/1

\* cited by examiner




FIG. 1




FIG. 2



**FIG. 3**



**FIG. 4**

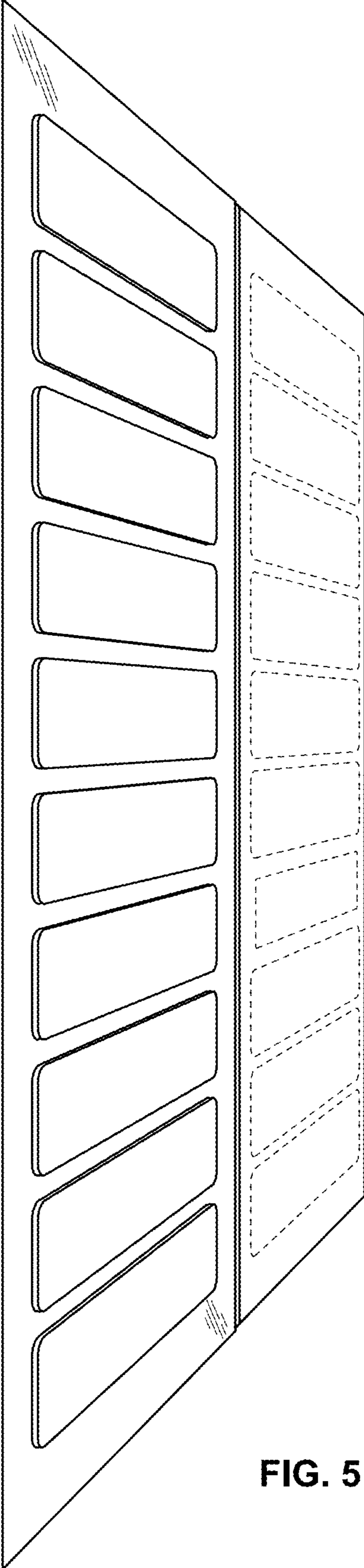


FIG. 5

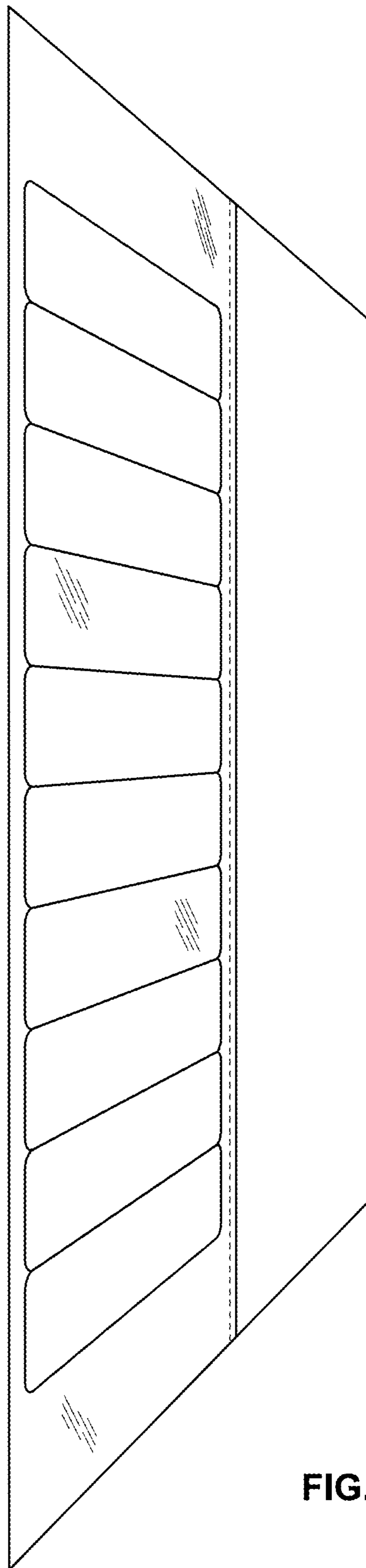


FIG. 6




FIG. 7





**FIG. 8**



**FIG. 9**

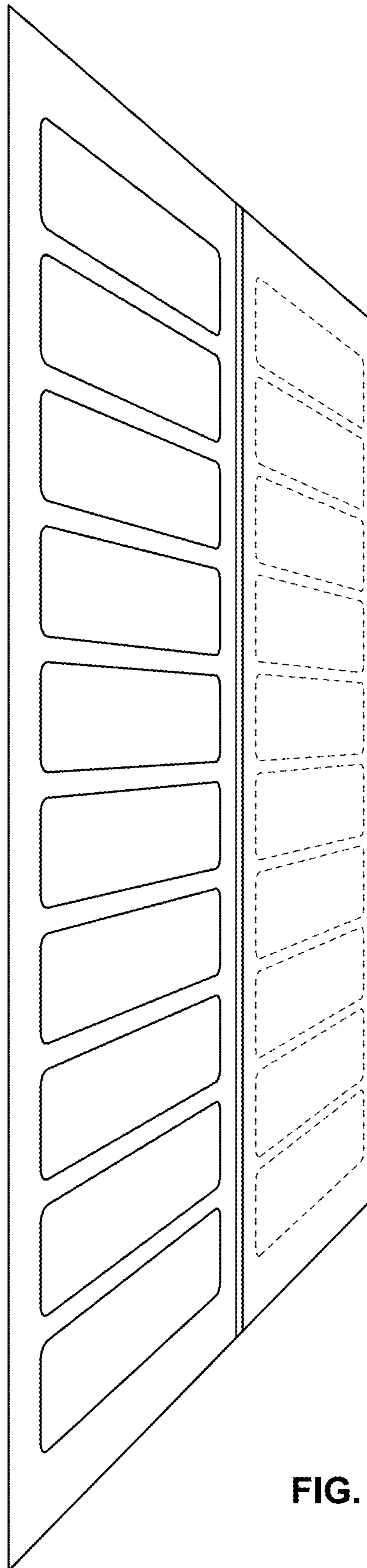


FIG. 10

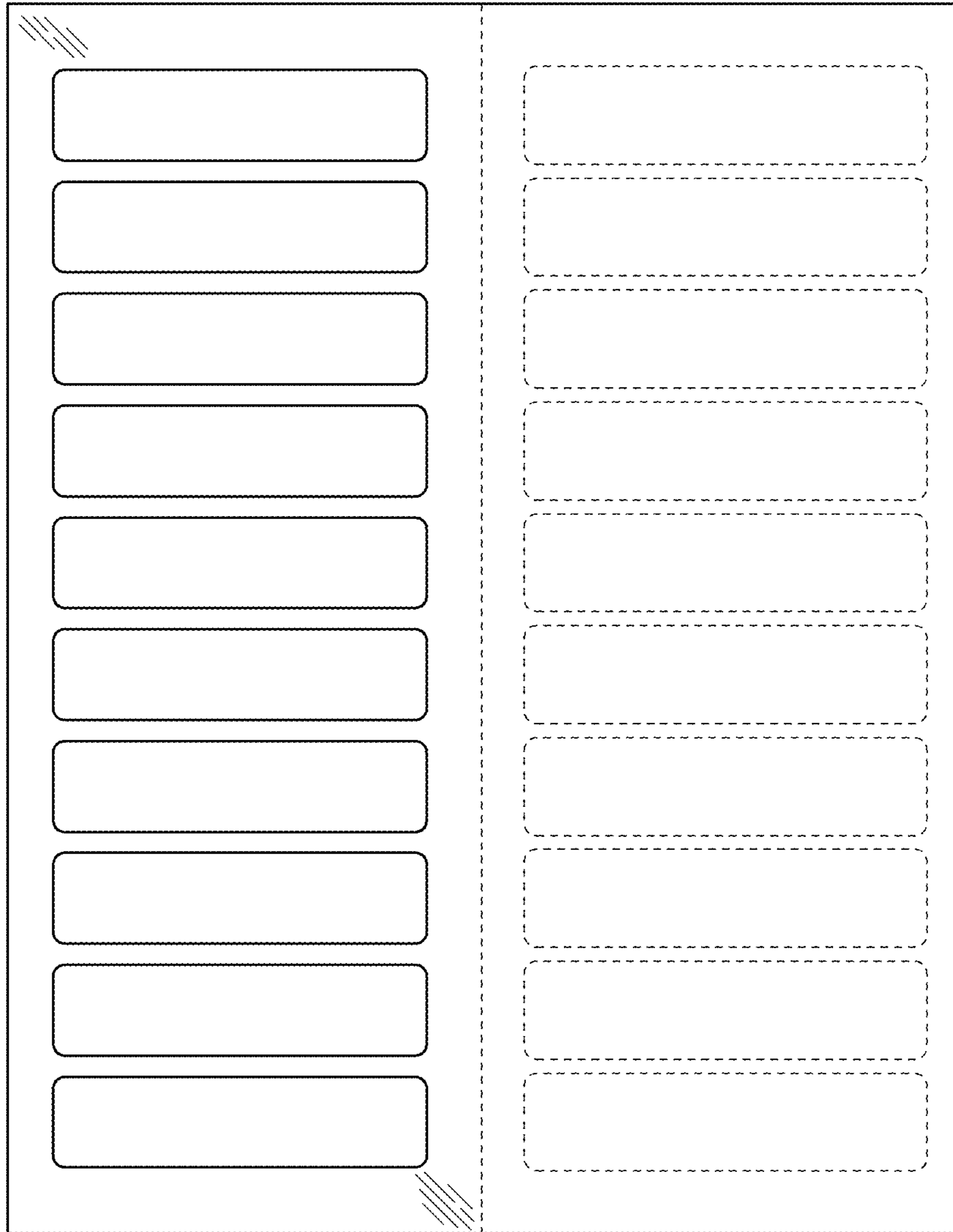


FIG. 11




FIG. 12



FIG. 13



FIG. 14




FIG. 15

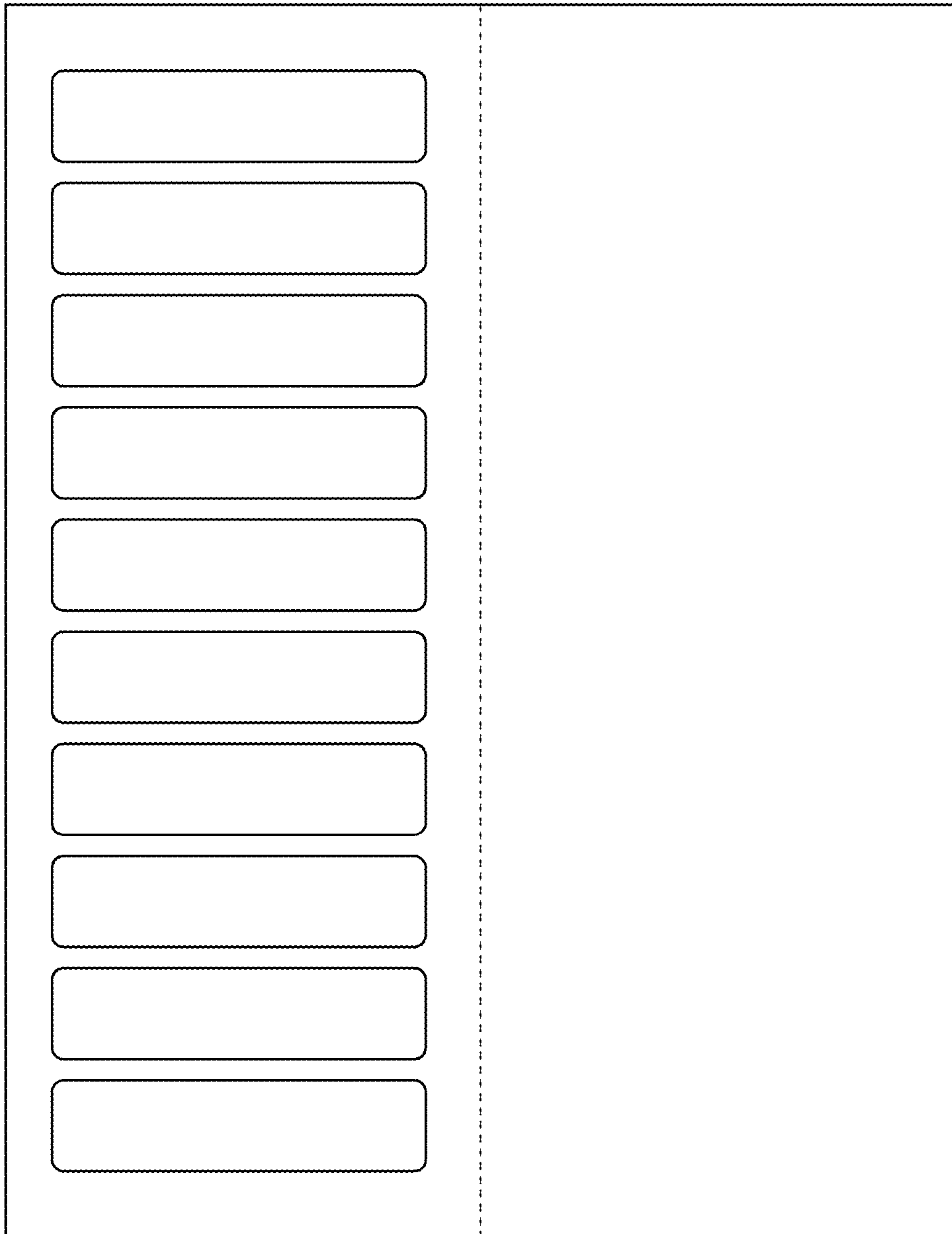


FIG. 16



FIG. 17



FIG. 18