



US00D775684S

(12) **United States Design Patent** (10) **Patent No.:** **US D775,684 S**
Jacob et al. (45) **Date of Patent:** **** Jan. 3, 2017**

(54) **STAND ASSEMBLY**

FOREIGN PATENT DOCUMENTS

(71) Applicant: **GOOGLE INC.**, Mountain View, CA (US)

DE 9407862 U1 9/1995
DE 202012101588 7/2012
WO WO 2013/133461 9/2013

(72) Inventors: **Rochus Jacob**, San Francisco, CA (US); **Francois Rybarczyk**, San Francisco, CA (US); **Adam Scott Kilgore**, San Rafael, CA (US); **Adam Duckworth Mittleman**, Redwood City, CA (US); **Jason Evans Goulden**, Los Gatos, CA (US)

Primary Examiner — Vy Koenig
(74) *Attorney, Agent, or Firm* — Morgan, Lewis & Bockius LLP

(73) Assignee: **GOOGLE INC.**, Mountain View, CA (US)

(57) **CLAIM**

The ornamental design for a stand assembly, as shown and described.

(**) Term: **15 Years**

DESCRIPTION

(21) Appl. No.: **29/530,171**

(22) Filed: **Jun. 14, 2015**

The present application is related to U.S. patent application Ser. No. 29/530,172 entitled "A Camera Assembly," filed on Jun. 14, 2015; U.S. patent application Ser. No. 29/530,170 entitled "A Receiving Element of a Stand Assembly," filed on Jun. 14, 2015; and U.S. patent application Ser. No. 29/530,169 entitled "A Base Assembly," filed on Jun. 14, 2015, each of which is hereby incorporated by reference in its entirety.

Related U.S. Application Data

(63) Continuation of application No. 14/738,880, filed on Jun. 13, 2015.

FIG. 1 is a perspective view of a stand assembly showing the new design.

(51) **LOC (10) Cl.** **16-05**

FIG. 2 is a side view of the stand assembly shown in FIG. 1.

(52) **U.S. Cl.**

USPC **D16/242**

FIG. 3 is a front view of the stand assembly shown in FIG. 1.

(58) **Field of Classification Search**

USPC D16/206, 219, 235, 237-245, 250; D14/251, 253; D8/107, 303, 354, 355, D8/356, 363, 367, 373, 380, 383, 387, D8/394, 396

FIG. 4 is a top view of the stand assembly shown in FIG. 1.

FIG. 5 shows a perspective view of a camera assembly that includes a camera module and the stand assembly showing the new design; and,

(Continued)

FIG. 6 shows a perspective view of another camera assembly that includes a camera module, a mount structure and the stand assembly showing the new design.

(56) **References Cited**

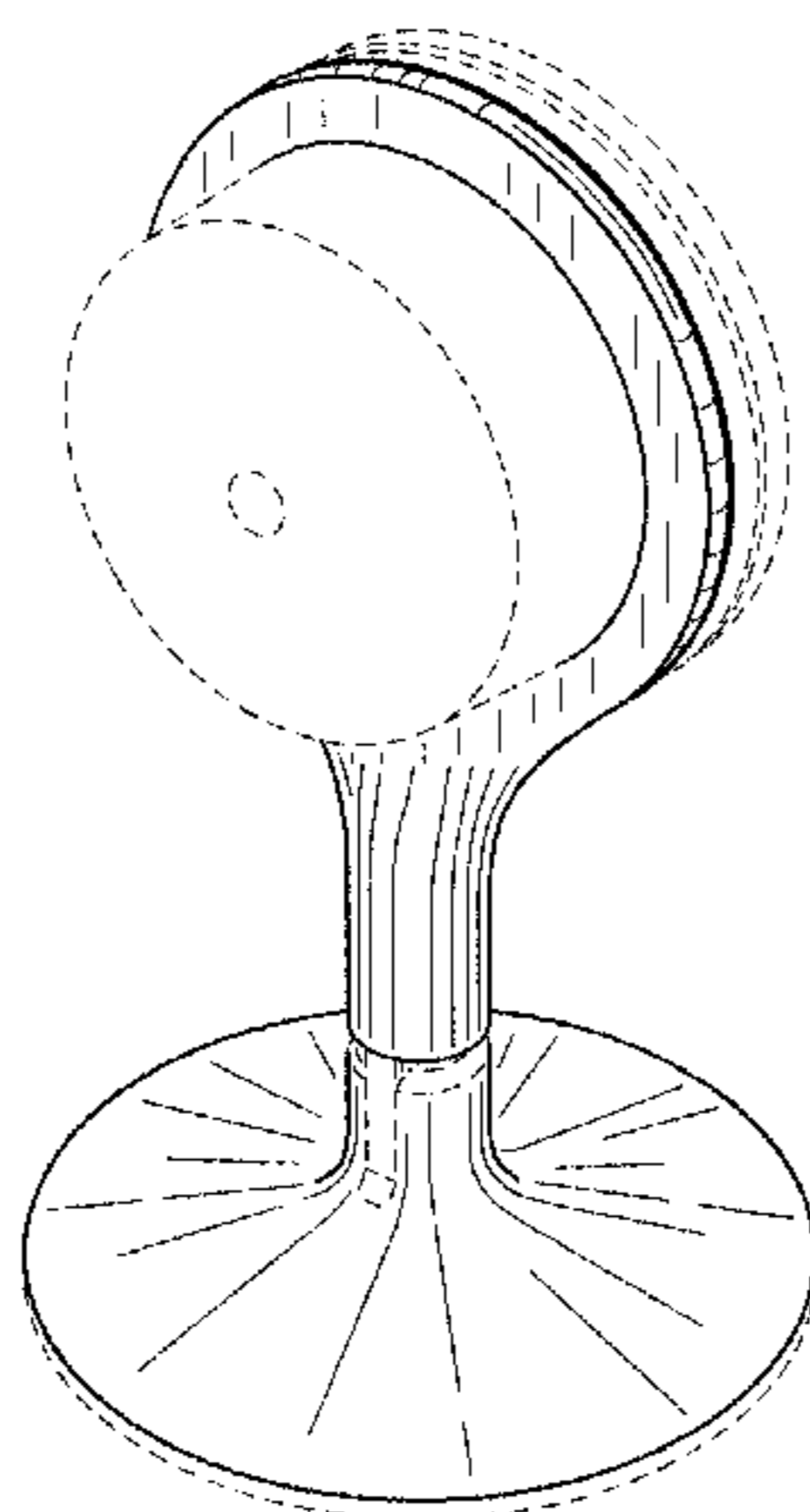
U.S. PATENT DOCUMENTS

777,996 A 12/1904 Applegate
2,833,849 A 11/1955 Abel

The broken lines depicting portions of a stand assembly in the above described figures form no part of the claimed design. The broken lines showing a camera in FIGS. 5 and 6, and the broken lines showing a fastener structure coupling a receiving element and a base of the stand assembly in FIGS. 1-3 and 5-6, and the broken lines showing a mounting

(Continued)

(Continued)



structure coupled to a base of the stand assembly in FIG. 6 represent environmental structures that form no part of the claimed design.

1 Claim, 6 Drawing Sheets

(58) **Field of Classification Search**

CPC G03B 17/56; G03B 17/561-17/568;
G02B 7/00-7/002; H04N 5/2253-5/2254;
F16M 11/04-11/12; F41B 5/14
See application file for complete search history.

(56) **References Cited**

U.S. PATENT DOCUMENTS

3,138,661	A	6/1964	Grashow	
3,428,286	A	2/1969	Del Pesco	
3,626,421	A	12/1971	Santana et al.	
4,336,916	A	6/1982	Blanchard	
4,739,353	A	4/1988	Heuer et al.	
4,804,984	A	2/1989	Heuer et al.	
4,953,698	A	9/1990	Gregorich et al.	
D367,418	S *	2/1996	Lathrop	D12/223
5,523,934	A	6/1996	Dworman et al.	
5,597,149	A	1/1997	Hodge	
5,649,256	A	7/1997	Wen	
5,738,321	A	4/1998	Moriyasu	
5,764,194	A	6/1998	Brown	
6,042,080	A	3/2000	Shepherd	
D429,998	S *	8/2000	Snell	D6/550
D445,819	S *	7/2001	Backs	D16/242
D465,188	S *	11/2002	McCoy	D12/223
6,474,471	B1	11/2002	Miyake	
D498,624	S *	11/2004	Chen	D6/524
7,126,556	B1	10/2006	Wang	
D537,668	S *	3/2007	Murray	D6/550

7,298,969	B2	11/2007	Elberbaum	
7,303,171	B1	12/2007	Chen	
D569,713	S *	5/2008	Sandidge	D6/550
7,559,518	B2	7/2009	Ye	
D621,077	S *	8/2010	Fleischman	D26/23
8,072,536	B1	12/2011	Campbell	
8,511,625	B2	8/2013	Stefan	
8,596,890	B2	12/2013	Yim et al.	
D700,504	S *	3/2014	Blocker	D8/367
D719,605	S *	12/2014	Dordick	D16/245
8,902,355	B2	12/2014	Dudkowski	
D726,806	S *	4/2015	Demars	D14/448
8,998,512	B1	4/2015	Celler	
9,057,934	B2	6/2015	Lellky	
9,309,012	B1	4/2016	Kilgore et al.	
9,327,851	B1	5/2016	Kilgore et al.	
9,377,157	B1	6/2016	Kilgore et al.	
9,388,934	B1	7/2016	Kilgore et al.	
9,415,921	B2	8/2016	Marchetti et al.	
9,423,672	B1	8/2016	Kilgore et al.	
2001/0020975	A1	9/2001	Kerai et al.	
2003/0161623	A1	8/2003	Saruhashi	
2003/0201371	A1	10/2003	Zadok	
2005/0122424	A1	6/2005	Overstreet	
2006/0113214	A1	6/2006	Shimizu et al.	
2007/0278366	A1	12/2007	McGill	
2007/0284496	A1	12/2007	Yokota	
2008/0061199	A1	3/2008	Chen	
2008/0068493	A1	3/2008	Hida et al.	
2008/0093514	A1	4/2008	Carnevali	
2009/0308993	A1	12/2009	Chang	
2011/0163211	A1	7/2011	Cicco	
2012/0043439	A1	2/2012	Liao	
2013/0010143	A1	1/2013	Phillips	
2013/0244816	A1	9/2013	Lignelli et al.	
2013/0270317	A1	10/2013	Wang	
2013/0292531	A1	11/2013	Schaefer et al.	
2014/0226061	A1	8/2014	Kuehl et al.	

* cited by examiner

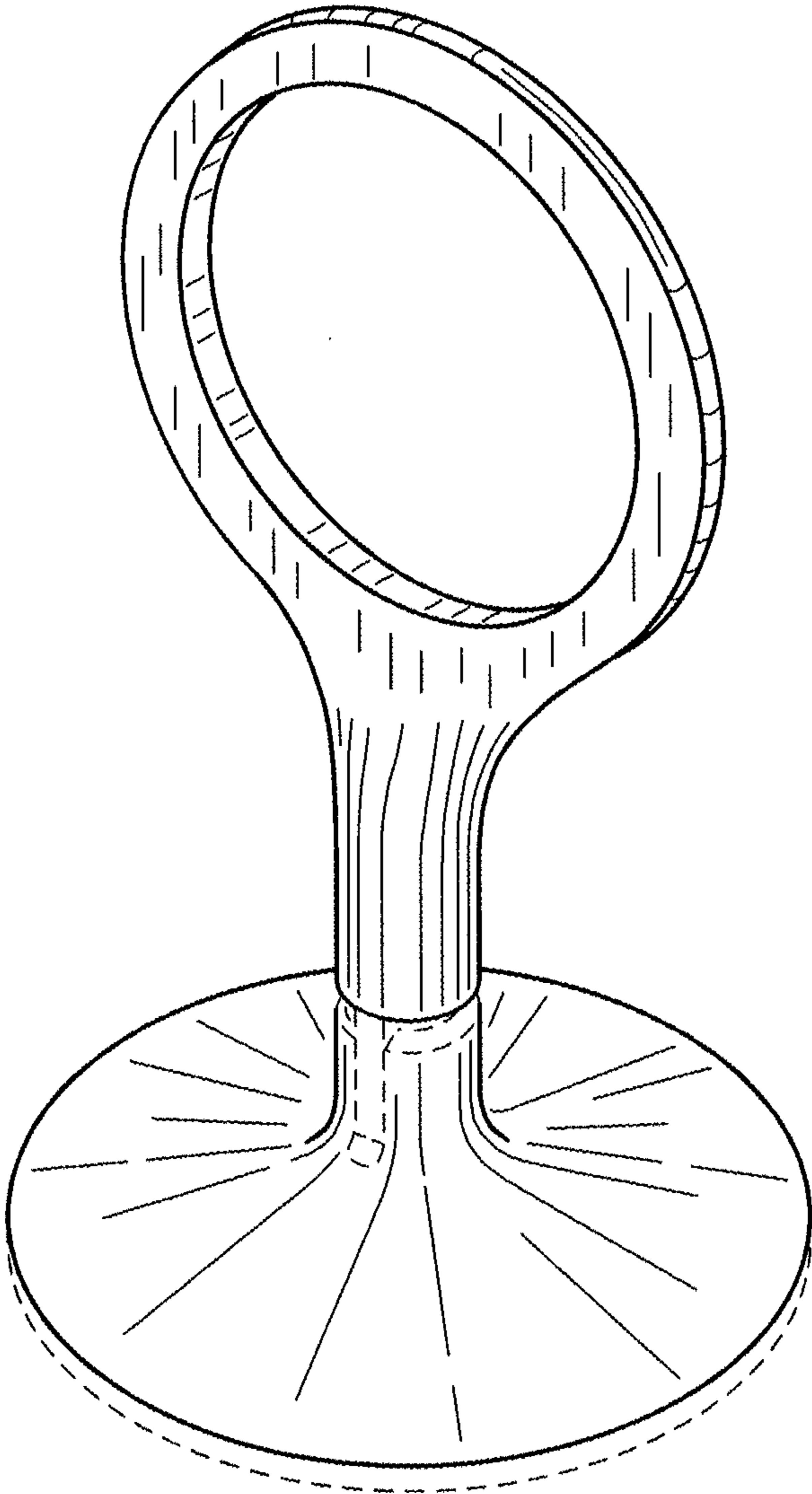


FIG. 1

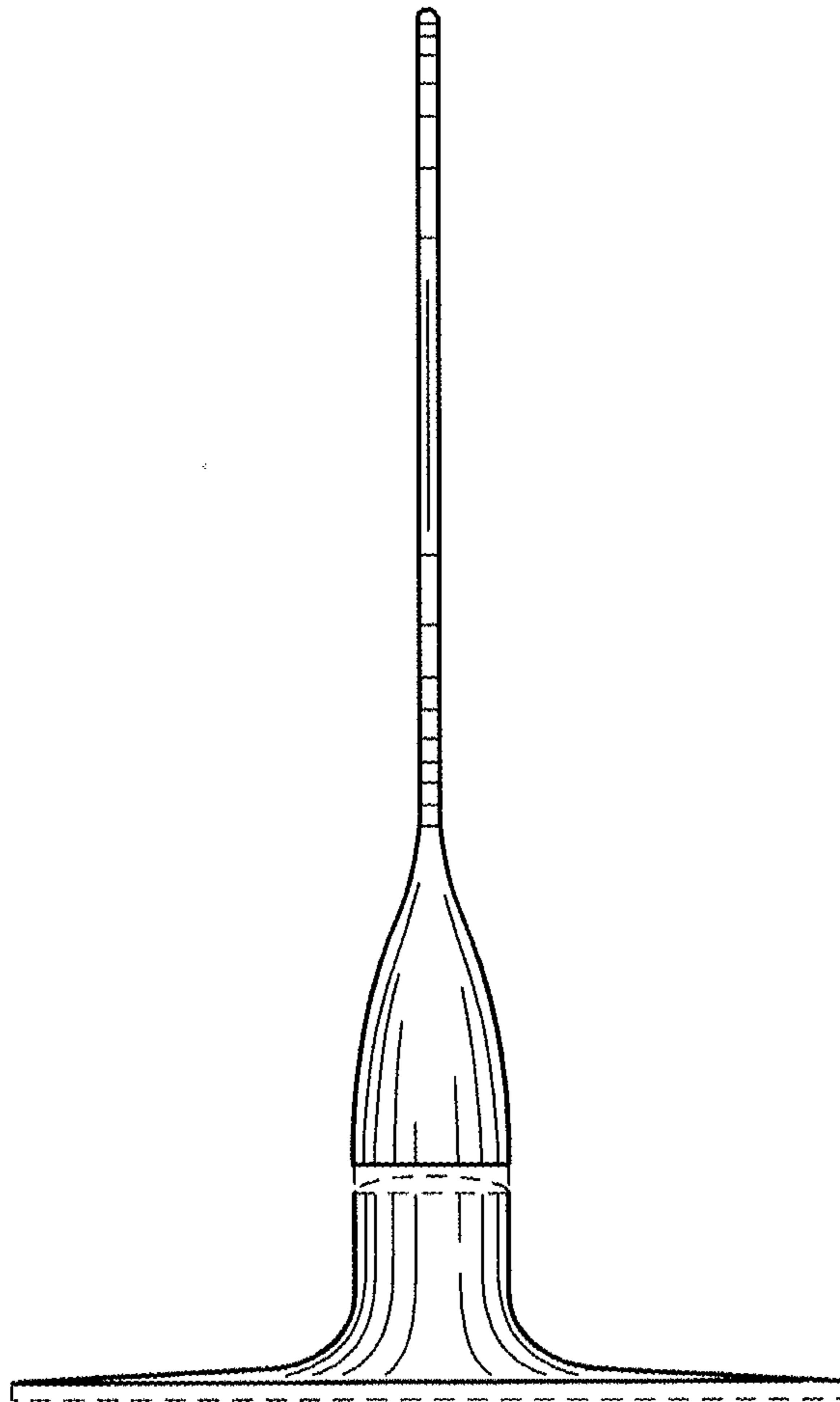


FIG. 2

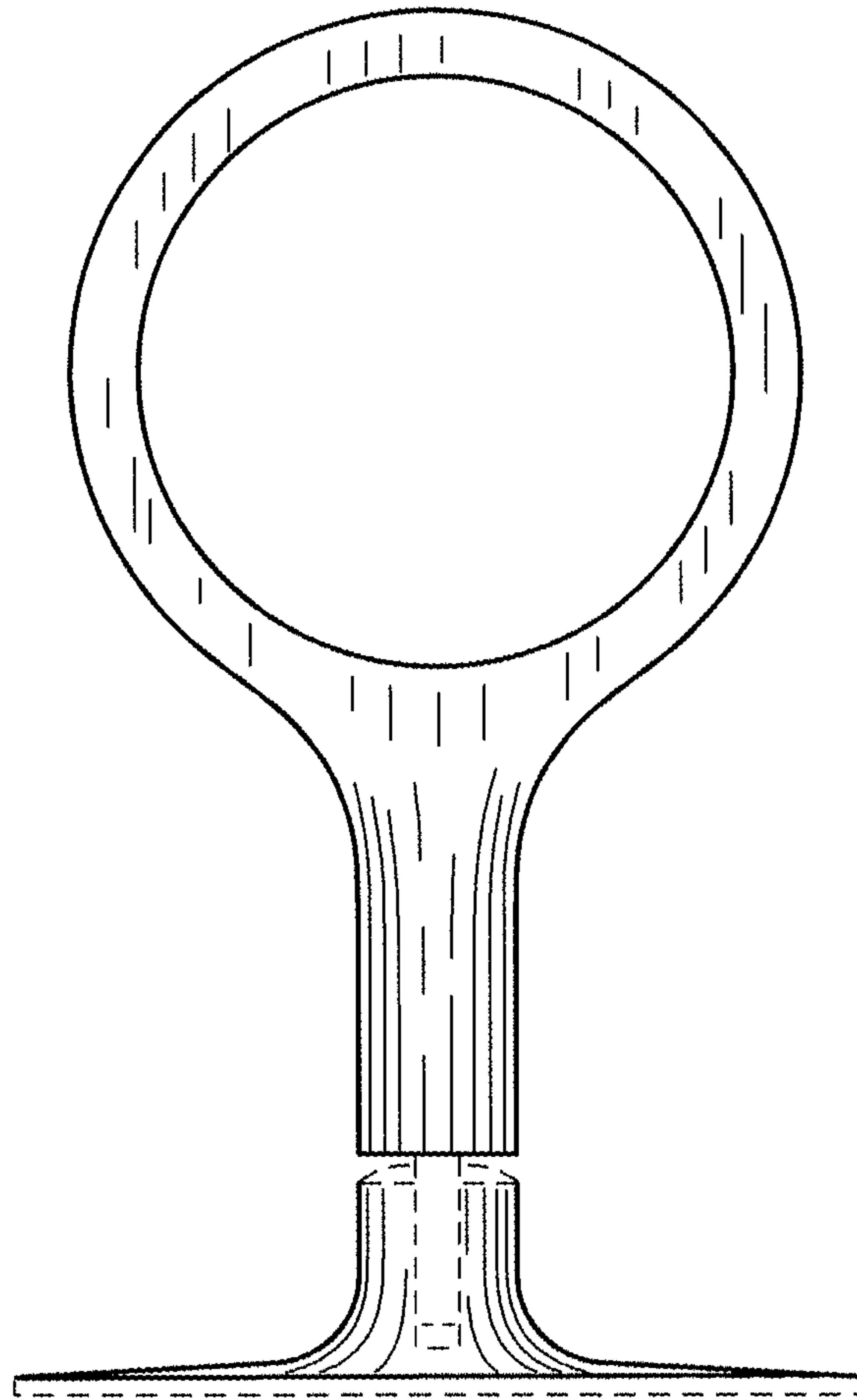


FIG. 3

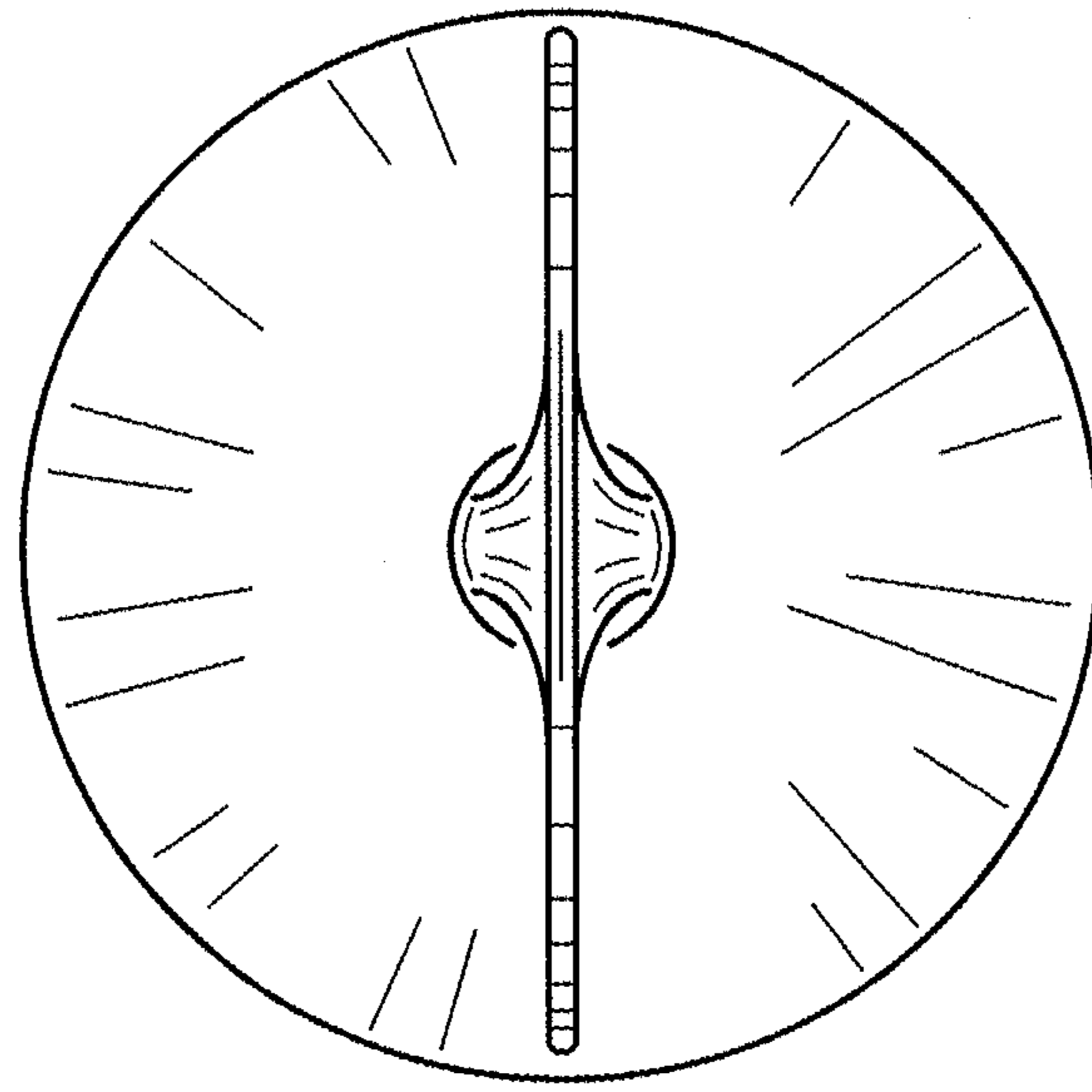


FIG. 4

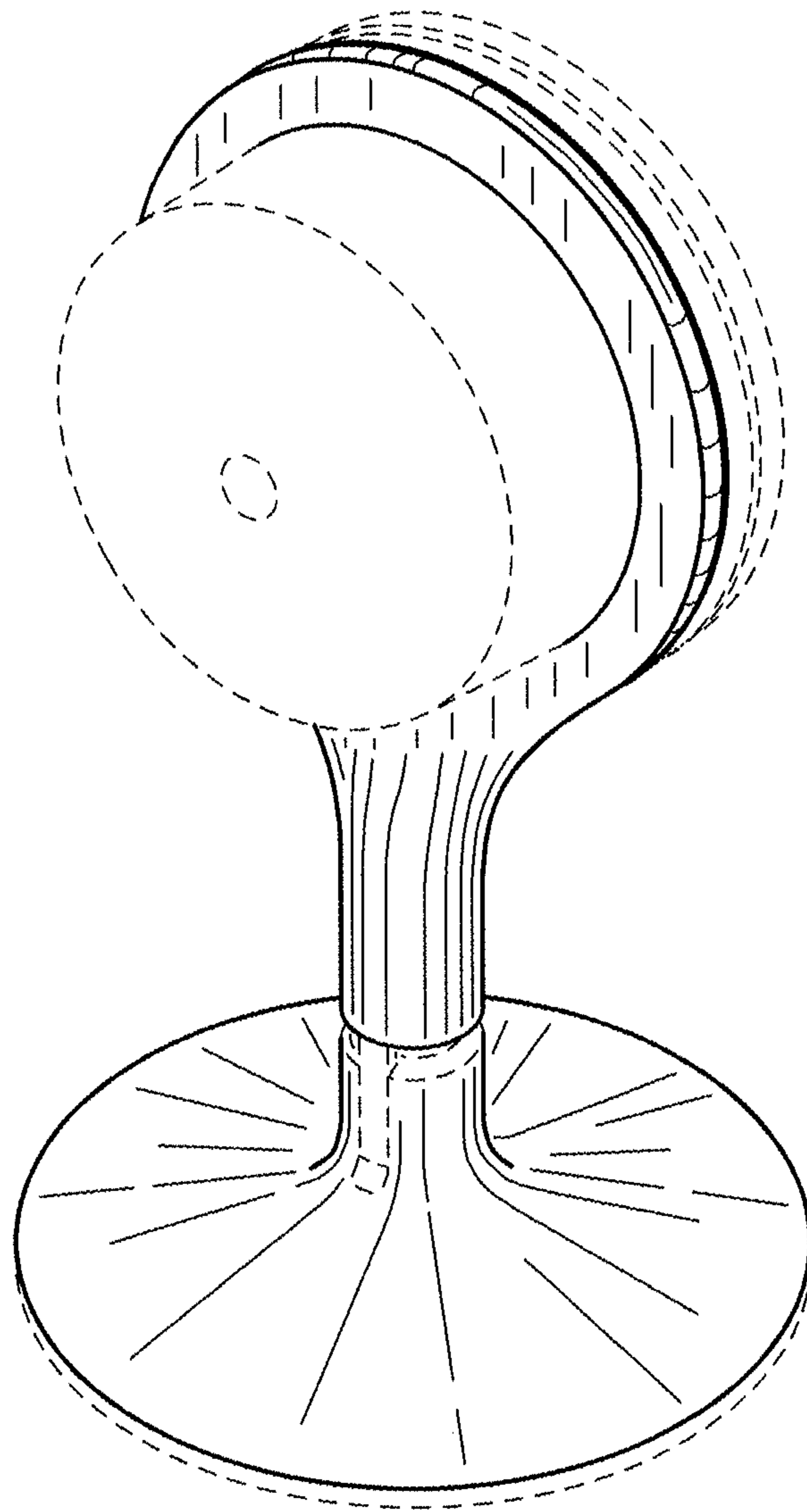


FIG. 5

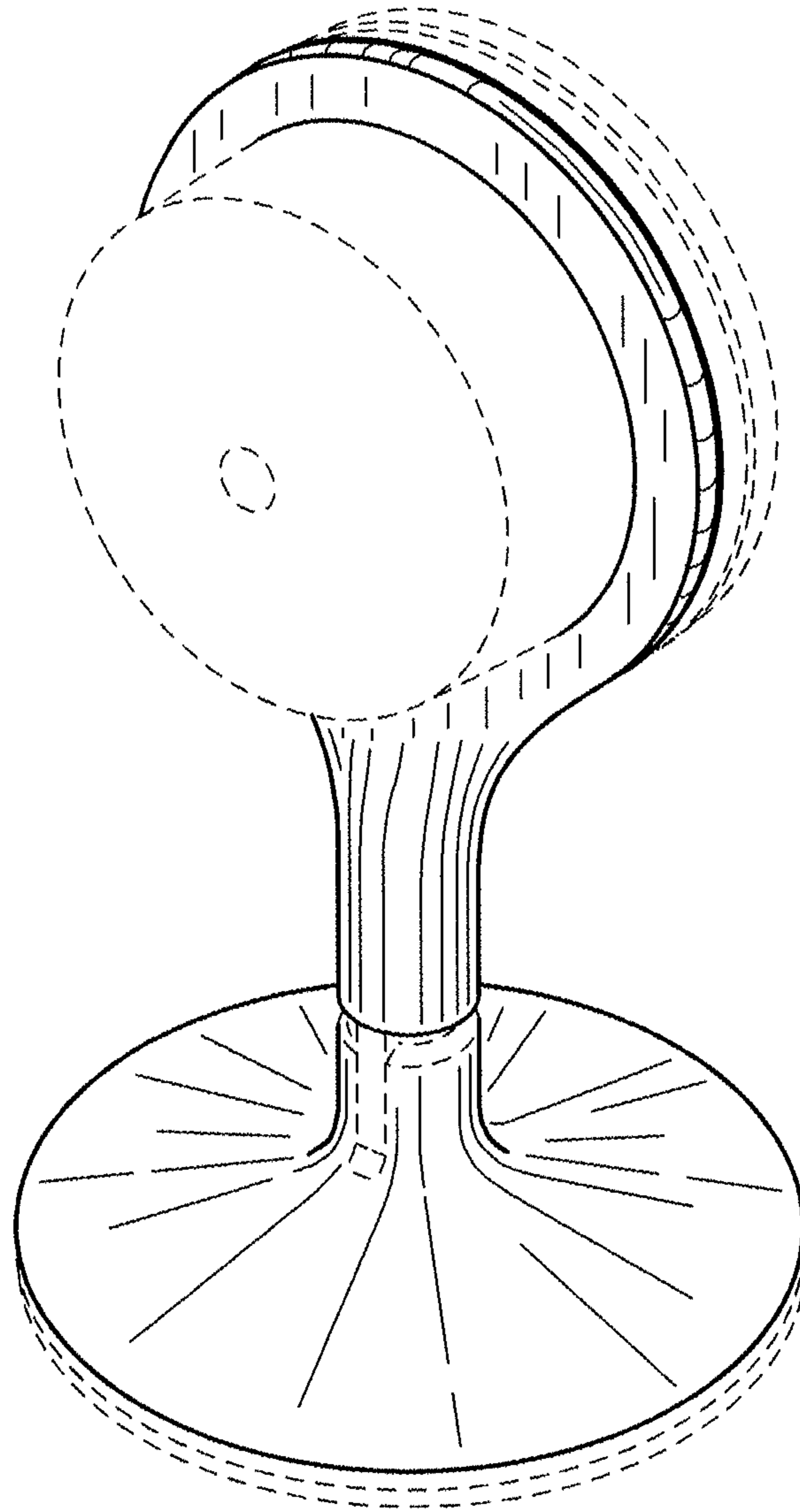


FIG. 6