



US00D775640S

(12) **United States Design Patent**
Kim et al.

(10) **Patent No.:** **US D775,640 S**

(45) **Date of Patent:** **** Jan. 3, 2017**

(54) **TV RECEIVER WITH ANIMATED GRAPHICAL USER INTERFACE**

(71) Applicant: **LG ELECTRONICS INC., Seoul (KR)**

(72) Inventors: **Uniyong Kim, Seoul (KR); Gooun Lee, Seoul (KR)**

(73) Assignee: **LG Electronics Inc., Seoul (KR)**

(**) Term: **15 Years**

(21) Appl. No.: **29/537,393**

(22) Filed: **Aug. 25, 2015**

(30) **Foreign Application Priority Data**

Feb. 25, 2015 (KR) 30-2015-0009567

(51) **LOC (10) Cl.** **14-04**

(52) **U.S. Cl.**
USPC **D14/485**

(58) **Field of Classification Search**
USPC D14/485-488
CPC . G06F 3/0482; G06F 3/04842; G06F 3/04817
See application file for complete search history.

(56) **References Cited**

U.S. PATENT DOCUMENTS

- 6,556,221 B1 * 4/2003 Shima G05B 19/0426
715/764
- D658,201 S * 4/2012 Gleasman D14/486
- D669,906 S * 10/2012 Cranfill D14/485
- D687,049 S * 7/2013 Ghadge D14/486
- D687,450 S * 8/2013 Ghadge D14/486
- D687,451 S * 8/2013 Ghadge D14/486
- D687,846 S * 8/2013 Jou D14/486

- D693,368 S * 11/2013 Ebeling D14/494
- D699,739 S * 2/2014 Voreis D14/486
- D704,726 S * 5/2014 Maxwell D14/486
- D705,244 S * 5/2014 Arnold D14/486
- D724,603 S * 3/2015 Williams D14/485
- D740,313 S * 10/2015 Seo D14/488
- D748,134 S * 1/2016 Damir D14/486
- D748,670 S * 2/2016 Wang D14/486
- D748,671 S * 2/2016 Davis D14/486
- D750,118 S * 2/2016 Shoji D14/486
- D757,093 S * 5/2016 Vonshak D14/488
- D759,064 S * 6/2016 Murray D14/486
- D759,709 S * 6/2016 Seo D14/488

(Continued)

Primary Examiner — Sheryl Lane

Assistant Examiner — Nicole Shiflet

(74) *Attorney, Agent, or Firm* — Birch, Stewart, Kolasch & Birch, LLP

(57) **CLAIM**

The ornamental design for a TV receiver with animated graphical user interface, as shown and described.

DESCRIPTION

FIG. 1 is a front view of the first image in a sequence of a TV receiver with animated graphical user interface showing our new design;

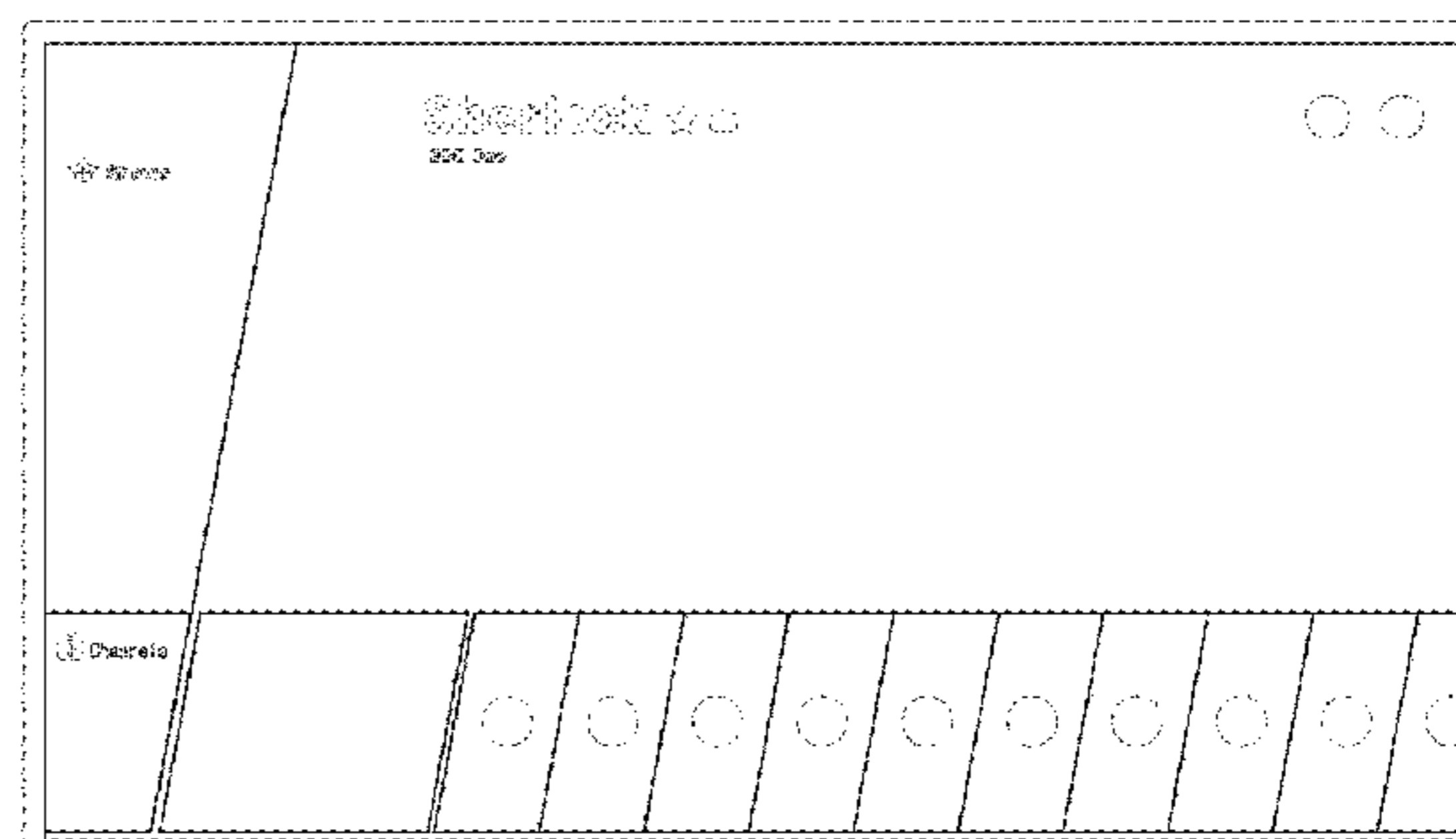
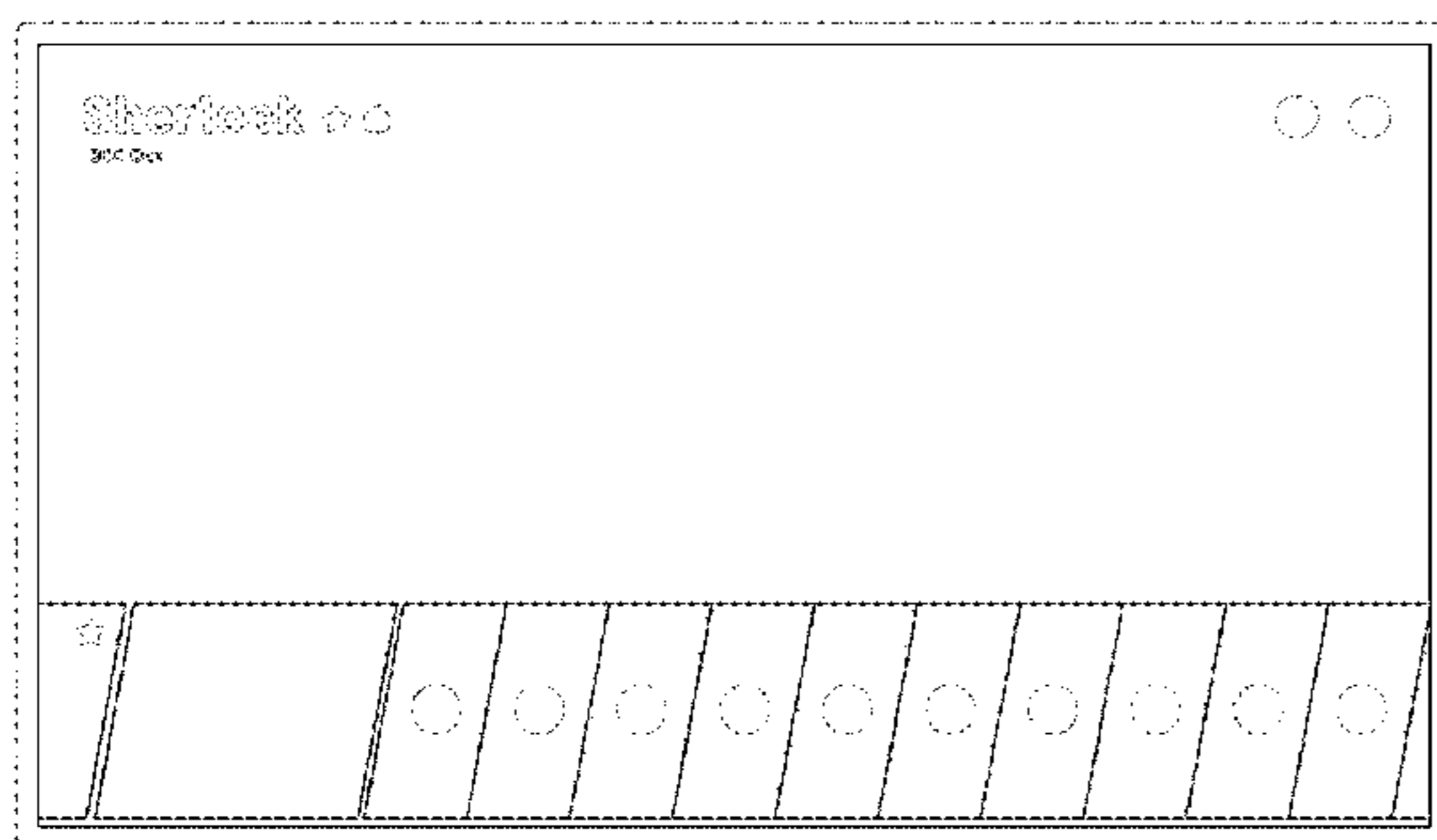
FIG. 2 is a front view of the second image thereof;

FIG. 3 is a front view of the third image thereof; and,

FIG. 4 is a front view of the fourth image thereof.

The broken lines showing text, portions of the graphical user interface, and the TV receiver form no part of the claimed design. The appearance of the transitional images sequentially transitions between the images shown in FIGS. 1-4. The process or period in which one image transitions to another image forms no part of the claimed design.

1 Claim, 2 Drawing Sheets



(56)

References Cited

U.S. PATENT DOCUMENTS

D759,710 S * 6/2016 Seo D14/488
2011/0078622 A1* 3/2011 Missig G06F 3/0486
715/784
2011/0167366 A1* 7/2011 Wagner G06F 3/0483
715/765
2014/0245419 A1* 8/2014 Wolberg-Stok H04W 12/06
726/9
2016/0156957 A1* 6/2016 Yun H04N 21/4312
725/14

* cited by examiner

FIG. 1

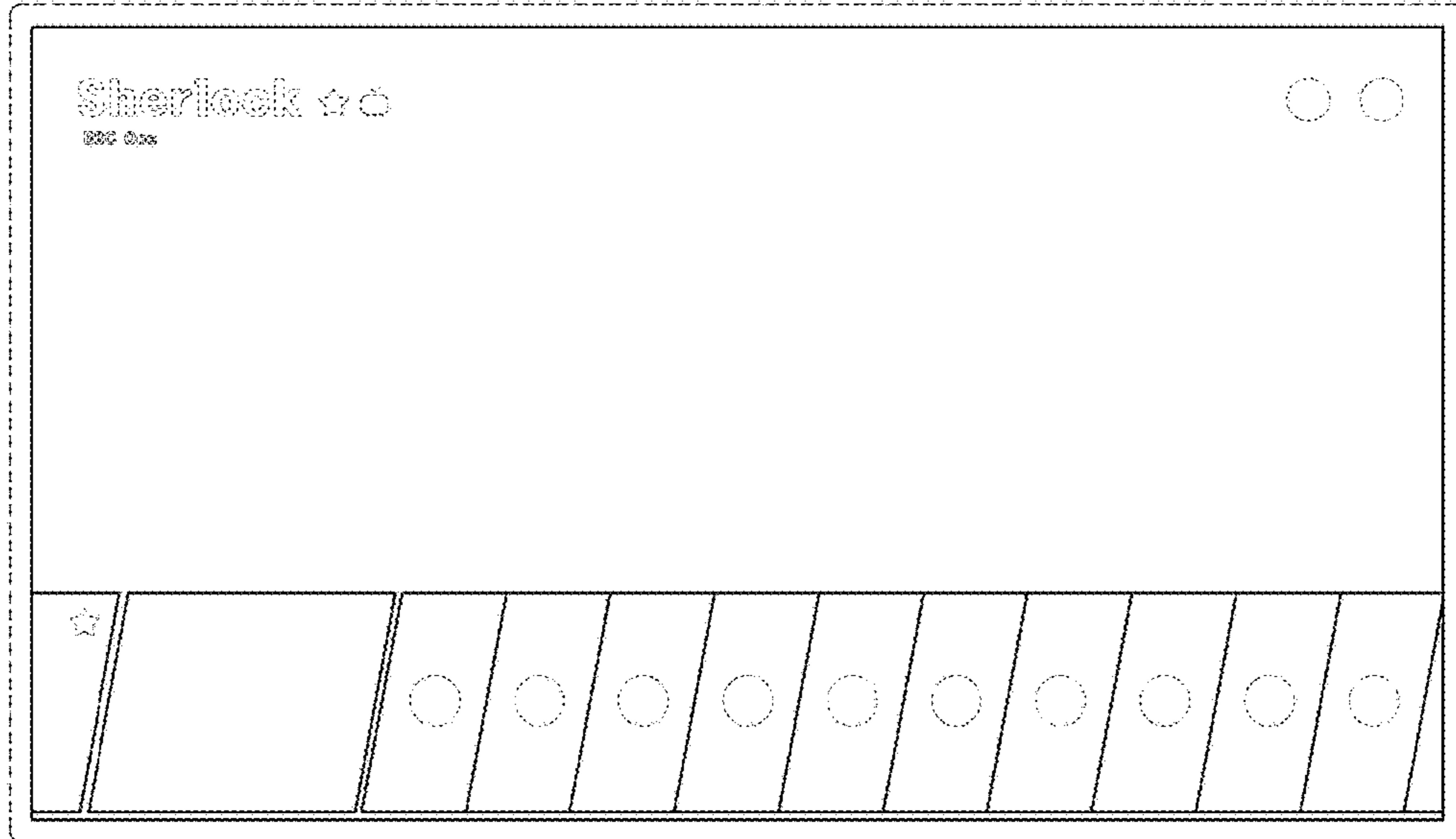


FIG. 2

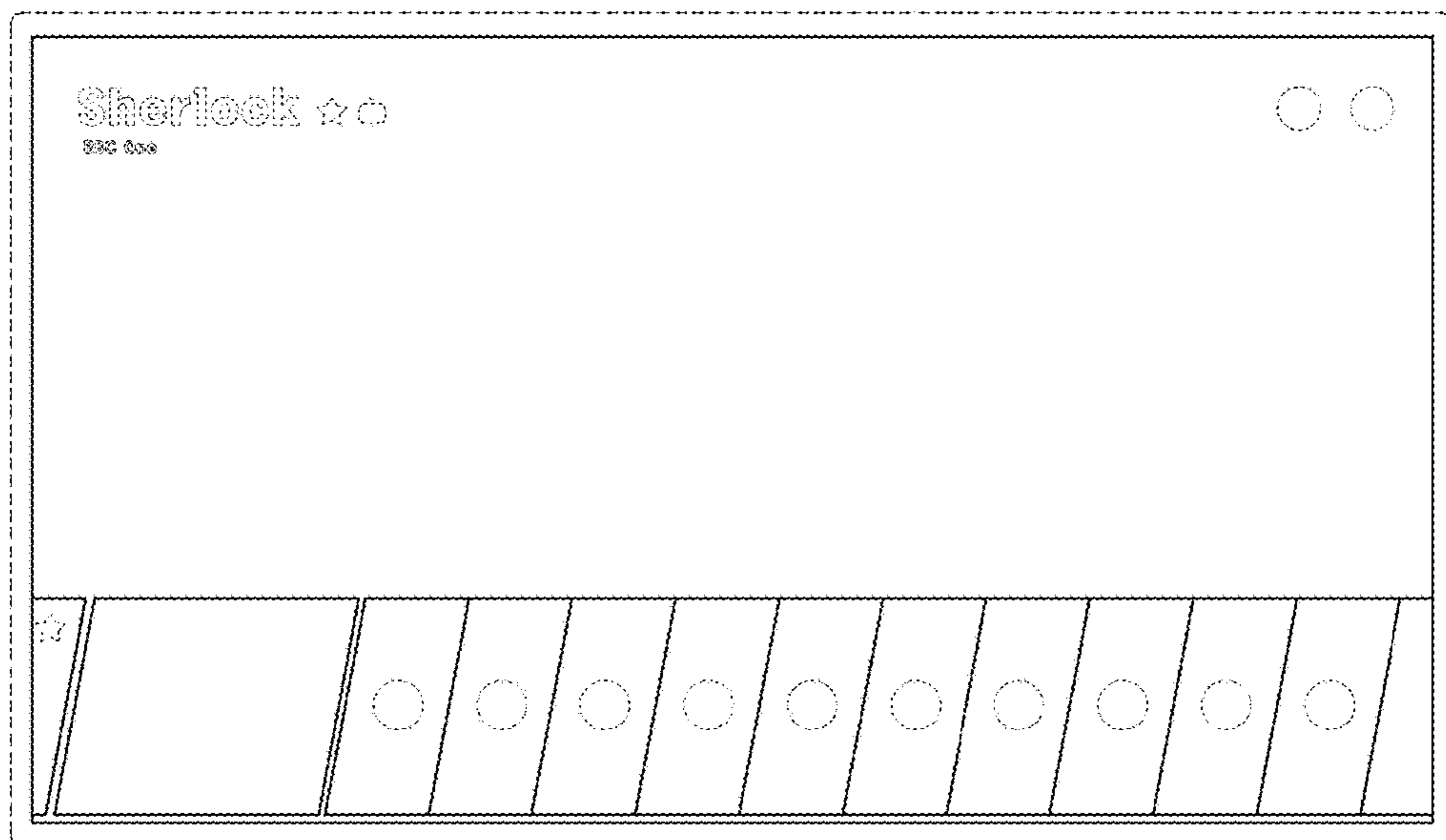


FIG. 3

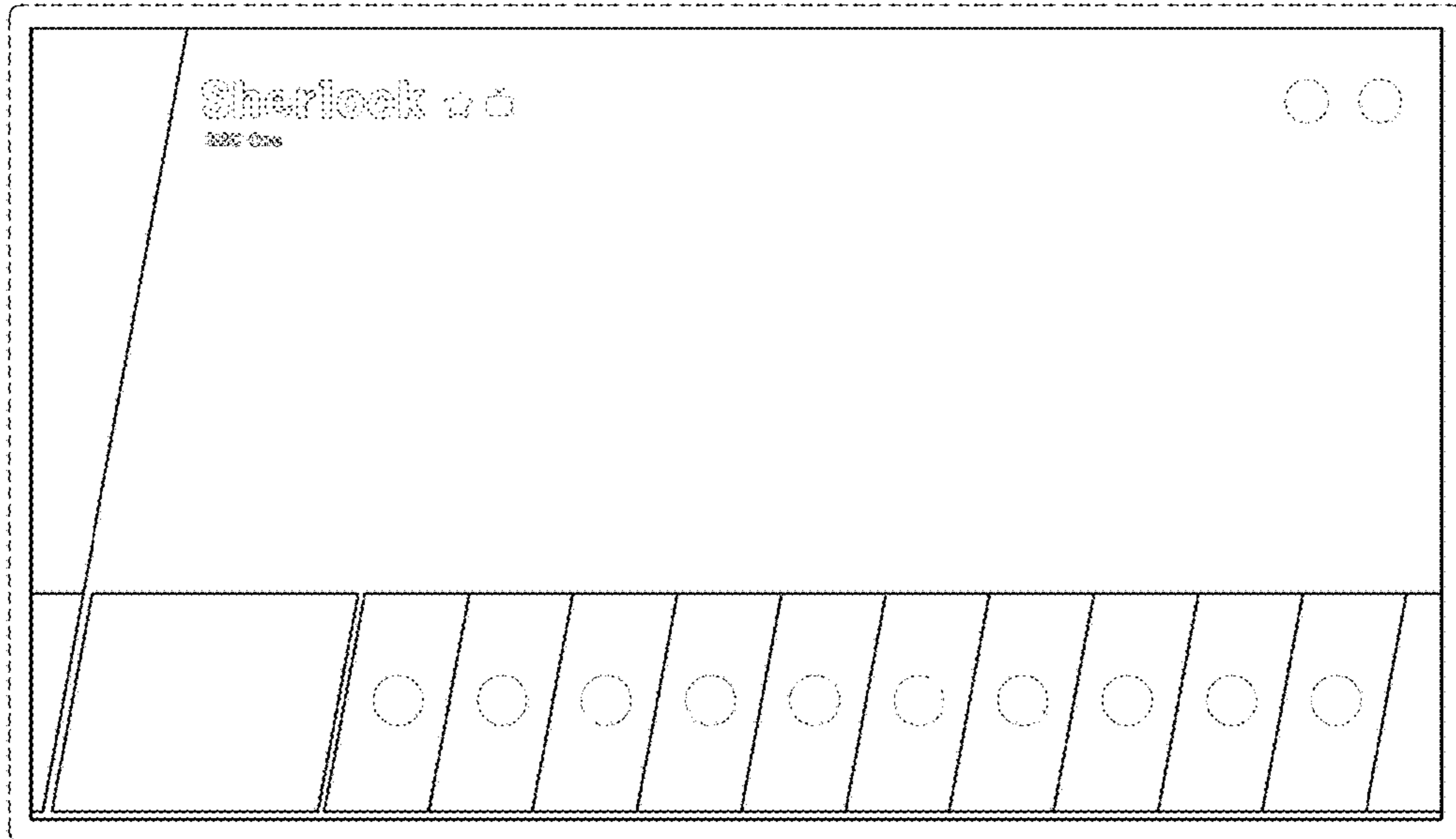


FIG. 4

