



US00D775639S

(12) **United States Design Patent**
Kim et al.

(10) **Patent No.:** **US D775,639 S**

(45) **Date of Patent:** **** Jan. 3, 2017**

(54) **TV RECEIVER WITH ANIMATED GRAPHICAL USER INTERFACE**

(71) Applicant: **LG ELECTRONICS INC.**, Seoul (KR)

(72) Inventors: **Uniyong Kim**, Seoul (KR); **Goeun Lee**, Seoul (KR)

(73) Assignee: **LG Electronics Inc.**, Seoul (KR)

(**) Term: **15 Years**

(21) Appl. No.: **29/537,391**

(22) Filed: **Aug. 25, 2015**

(30) **Foreign Application Priority Data**

Feb. 25, 2015 (KR) 30-2015-0009566

(51) **LOC (10) Cl.** **14-04**

(52) **U.S. Cl.**
USPC **D14/485**

(58) **Field of Classification Search**
USPC D14/485-488
CPC . G06F 3/0482; G06F 3/04842; G06F 3/04817
See application file for complete search history.

(56) **References Cited**

U.S. PATENT DOCUMENTS

D654,504 S *	2/2012	Pearson	D14/486
D658,201 S *	4/2012	Gleasant	D14/486
D669,906 S *	10/2012	Cranfill	D14/485
D687,448 S *	8/2013	Arnold	D14/485
D687,846 S *	8/2013	Jou	D14/486
D693,368 S *	11/2013	Ebeling	D14/494
D699,739 S *	2/2014	Voreis	D14/486
D704,726 S *	5/2014	Maxwell	D14/486

D705,244 S *	5/2014	Arnold	D14/486
D718,781 S *	12/2014	Arnold	D14/486
D724,603 S *	3/2015	Williams	D14/485
D747,741 S *	1/2016	Paniaras	D14/492
D748,113 S *	1/2016	Gray	D14/485
D750,118 S *	2/2016	Shoji	D14/486
D750,124 S *	2/2016	Everette	D14/488
D754,171 S *	4/2016	Kim	D14/486
D759,064 S *	6/2016	Murray	D14/486
2009/0125940 A1 *	5/2009	Kim	H04L 1/006 725/39
2011/0078622 A1 *	3/2011	Missig	G06F 3/0486 715/784
2011/0163970 A1 *	7/2011	Lemay	G06F 3/04883 345/173

(Continued)

Primary Examiner — Sheryl Lane

Assistant Examiner — Nicole Shiflet

(74) *Attorney, Agent, or Firm* — Birch, Stewart, Kolasch & Birch, LLP

(57) **CLAIM**

The ornamental design for a TV receiver with animated graphical user interface, as shown and described.

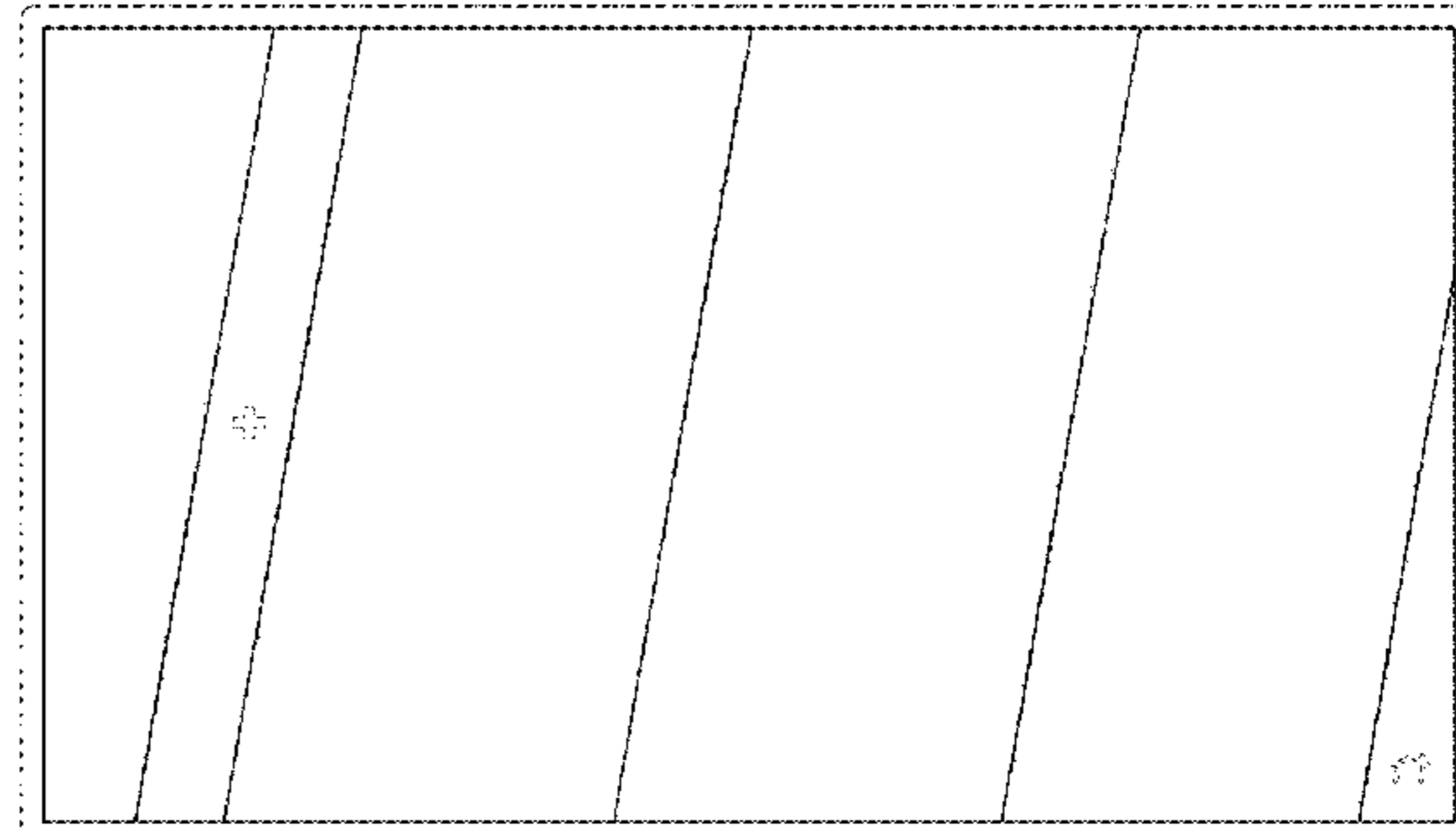
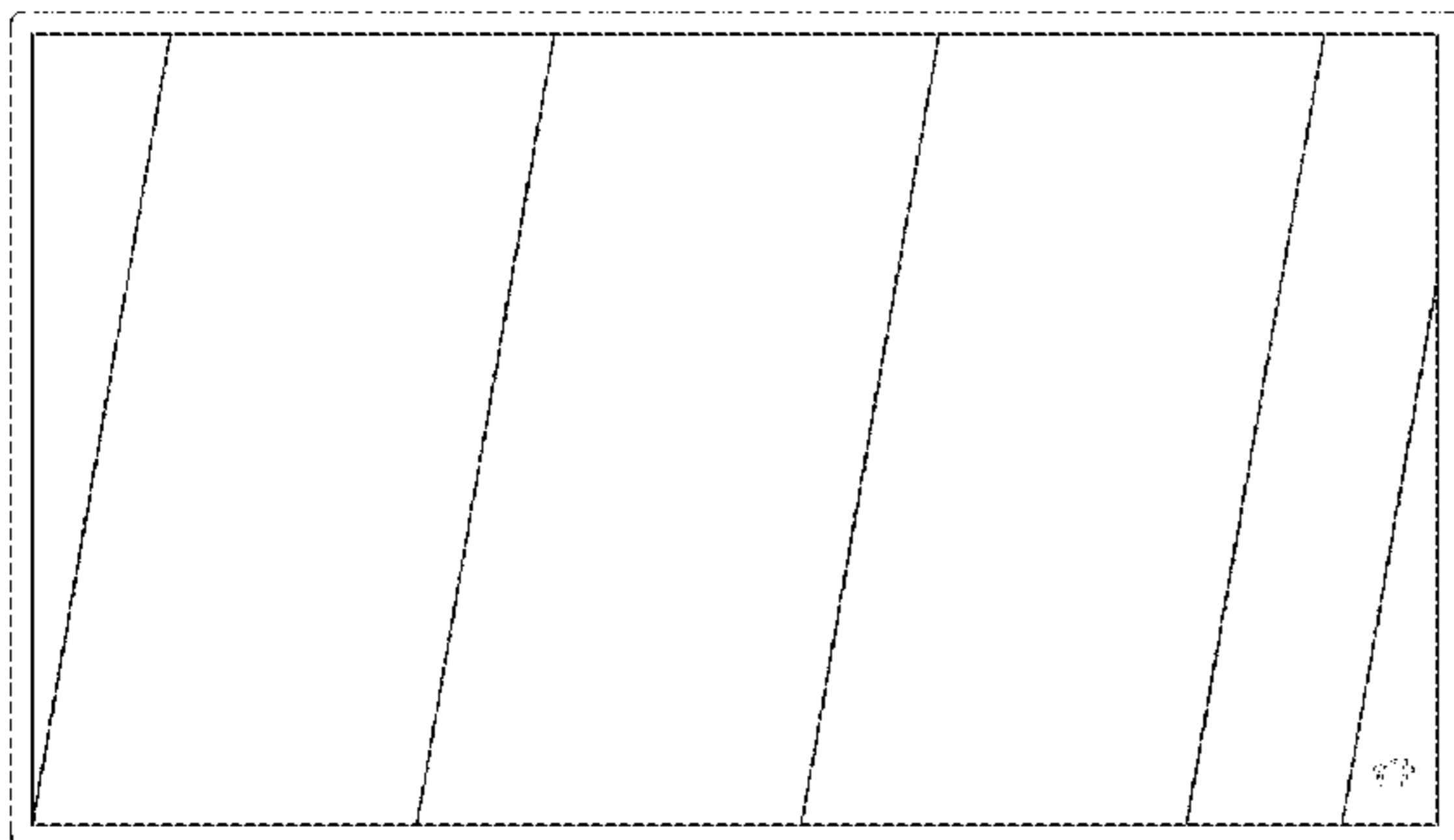
DESCRIPTION

FIG. 1 is a front view of the first image in a sequence of a TV receiver with animated graphical user interface showing our new design;

FIG. 2 is a front view of the second image thereof; and, FIG. 3 is a front view of the third image thereof.

The broken lines showing portions of the graphical user interface and the TV receiver form no part of the claimed design. The appearance of the transitional images sequentially transitions between the images shown in FIGS. 1-3. The process or period in which one image transitions to another image forms no part of the claimed design.

1 Claim, 3 Drawing Sheets



(56)

References Cited

U.S. PATENT DOCUMENTS

2011/0225492 A1* 9/2011 Boettcher G06F 3/0485
715/702
2013/0174087 A1* 7/2013 Chen G06F 3/0488
715/800

* cited by examiner

FIG. 1

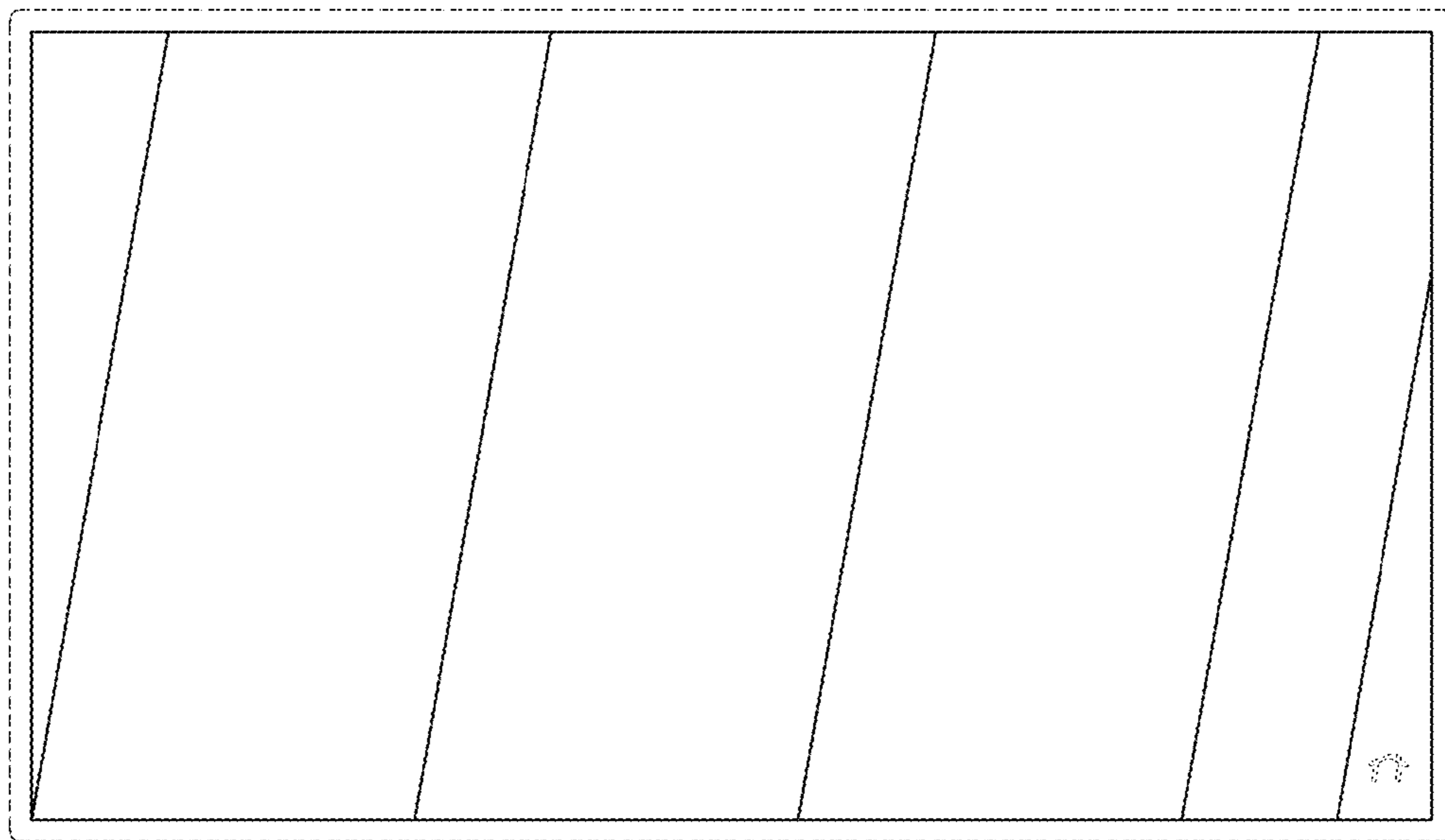


FIG. 2

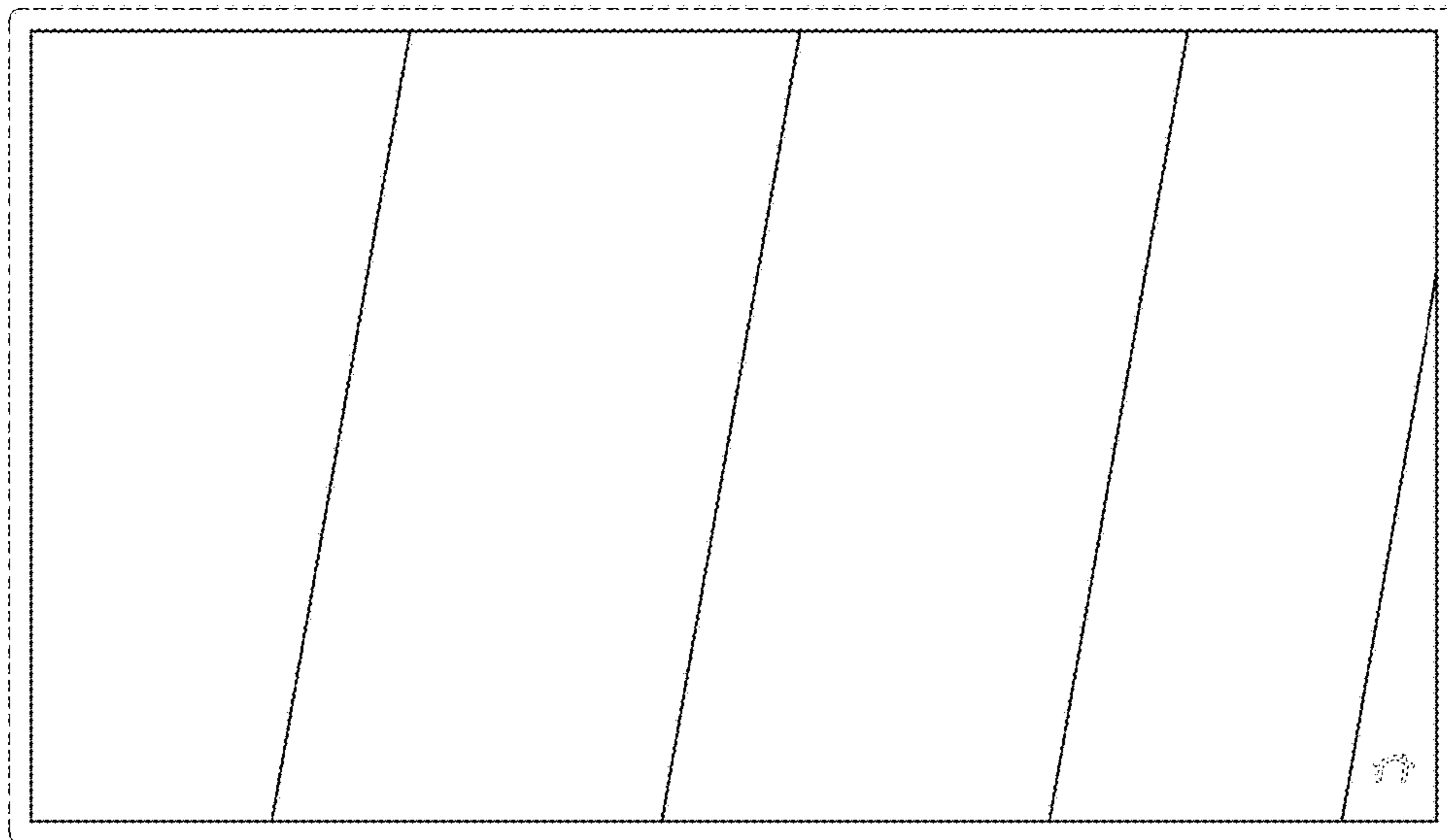


FIG. 3

