



US00D775635S

(12) **United States Design Patent**
Raji et al.

(10) **Patent No.:** **US D775,635 S**

(45) **Date of Patent:** **** Jan. 3, 2017**

(54) **DISPLAY SCREEN OR PORTION THEREOF WITH GRAPHICAL USER INTERFACE**

(71) Applicant: **ADP, LLC**, Roseland, NJ (US)

(72) Inventors: **Hafeez Raji**, New York, NY (US);
Vikas Saini, Old Bridge, NJ (US);
Samir Khanal, Valley Center, CA (US);
Marc Rind, Summit, NJ (US);
Chandradeep Kanakamedala,
Hyderabad (IN)

(73) Assignee: **ADP, LLC**, Roseland, NJ (US)

(**) Term: **14 Years**

(21) Appl. No.: **29/508,521**

(22) Filed: **Nov. 7, 2014**

(51) **LOC (10) Cl.** **14-04**

(52) **U.S. Cl.**
USPC **D14/485**

(58) **Field of Classification Search**
USPC D14/485-488
CPC . G06F 3/0482; G06F 3/04842; G06F 3/04817
See application file for complete search history.

(56) **References Cited**

U.S. PATENT DOCUMENTS

D531,636 S	*	11/2006	Hoefnagels	D14/485
D532,014 S	*	11/2006	Hoefnagels	D14/485
D673,967 S	*	1/2013	Pearcy	D14/486
D681,656 S	*	5/2013	Lawrence	D14/486
D685,814 S	*	7/2013	Bork	D14/486
D692,451 S	*	10/2013	Pearcy	D14/486
D701,519 S	*	3/2014	Campiranon	D14/486
D705,246 S	*	5/2014	Ranz	D14/486
D705,794 S	*	5/2014	Ranz	D14/486

D711,902 S	*	8/2014	Scott	D14/486
D750,097 S	*	2/2016	Kim	D14/485
D751,579 S	*	3/2016	Hansing	D14/485
D752,075 S	*	3/2016	Barcheck	D14/486
D753,133 S	*	4/2016	Vazquez	D14/485
2005/0181394 A1	*	8/2005	Steemers	B82Y 30/00 435/6.11
2011/0152111 A1	*	6/2011	Fan	C12Q 1/6809 506/9

* cited by examiner

Primary Examiner — Sheryl Lane

Assistant Examiner — Nicole Shiflet

(74) *Attorney, Agent, or Firm* — Patrick J. Daugherty;
Driggs, Hogg, Daugherty & Del Zoppo Co., LPA

(57) **CLAIM**

We claim the ornamental design for a display screen or portion thereof with graphical user interface, as shown and described.

DESCRIPTION

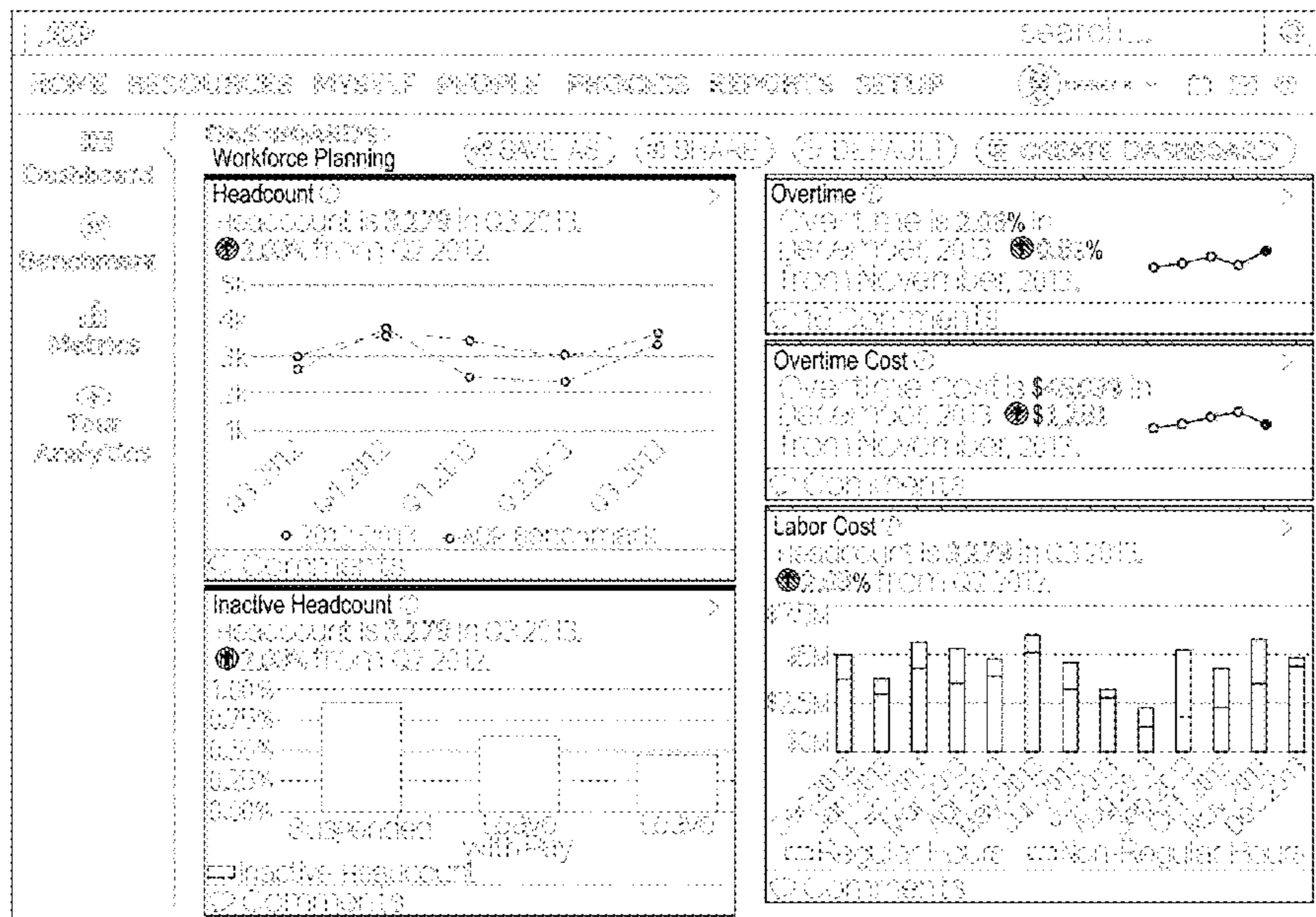
The patent or application file contains at least one drawing executed in color. Copies of this patent or patent application publication with color drawing(s) will be provided by the Office upon request and payment of the necessary fee.

FIG. 1 is a front view of a display screen or portion thereof with graphical user interface; and,

FIG. 2 is a front view of another embodiment thereof.

The outer edge of the portion of the display screen is understood to be congruent with the outer edge of the graphical user interface. The diagonal lines in FIG. 1 represent a contrasting appearance. The broken lines in FIGS. 1 and 2 showing text, words, numbers, symbols, and other shapes in the graphical user interface form no part of the claimed design.

1 Claim, 2 Drawing Sheets
(1 of 2 Drawing Sheet(s) Filed in Color)



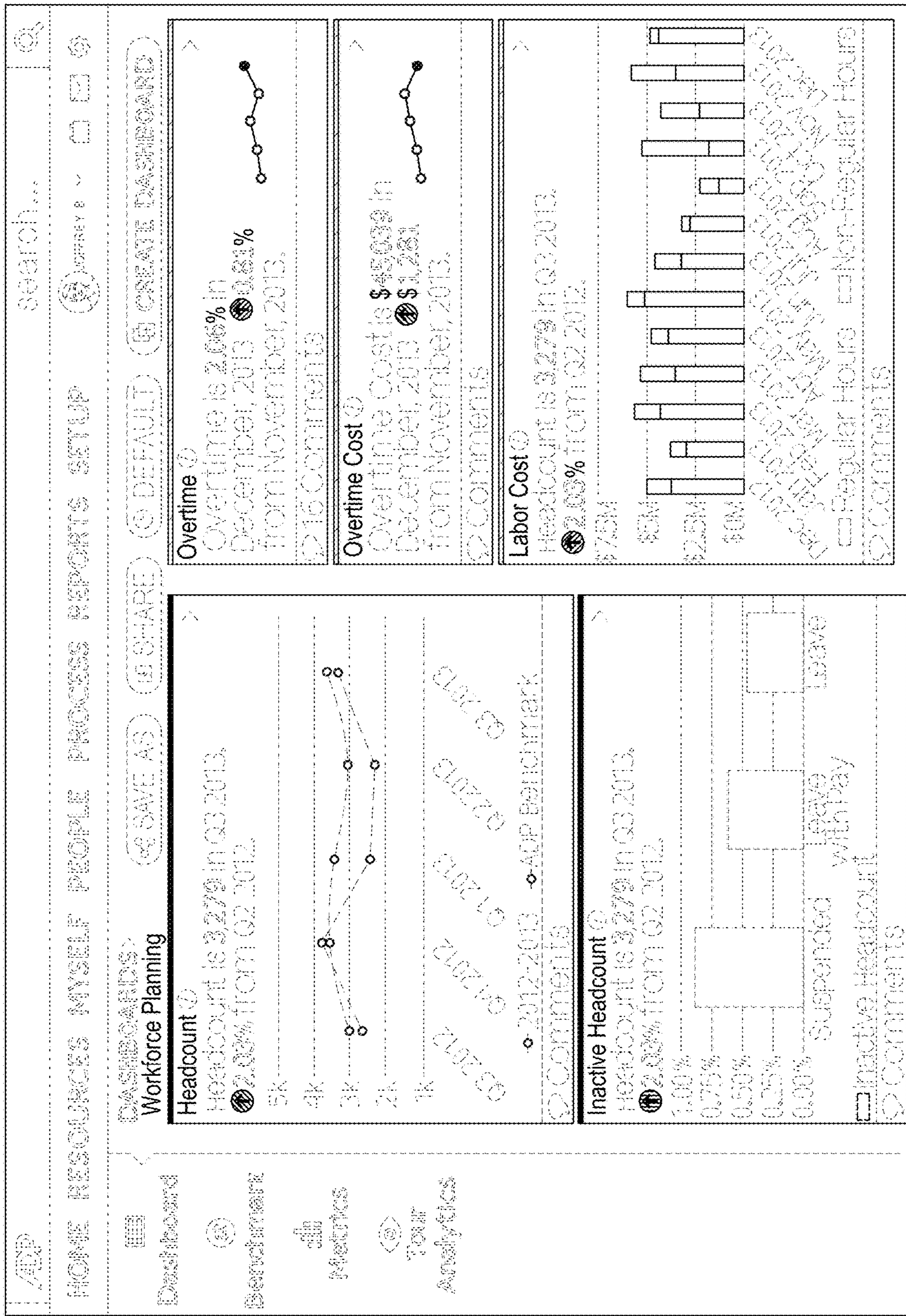


FIG. 1

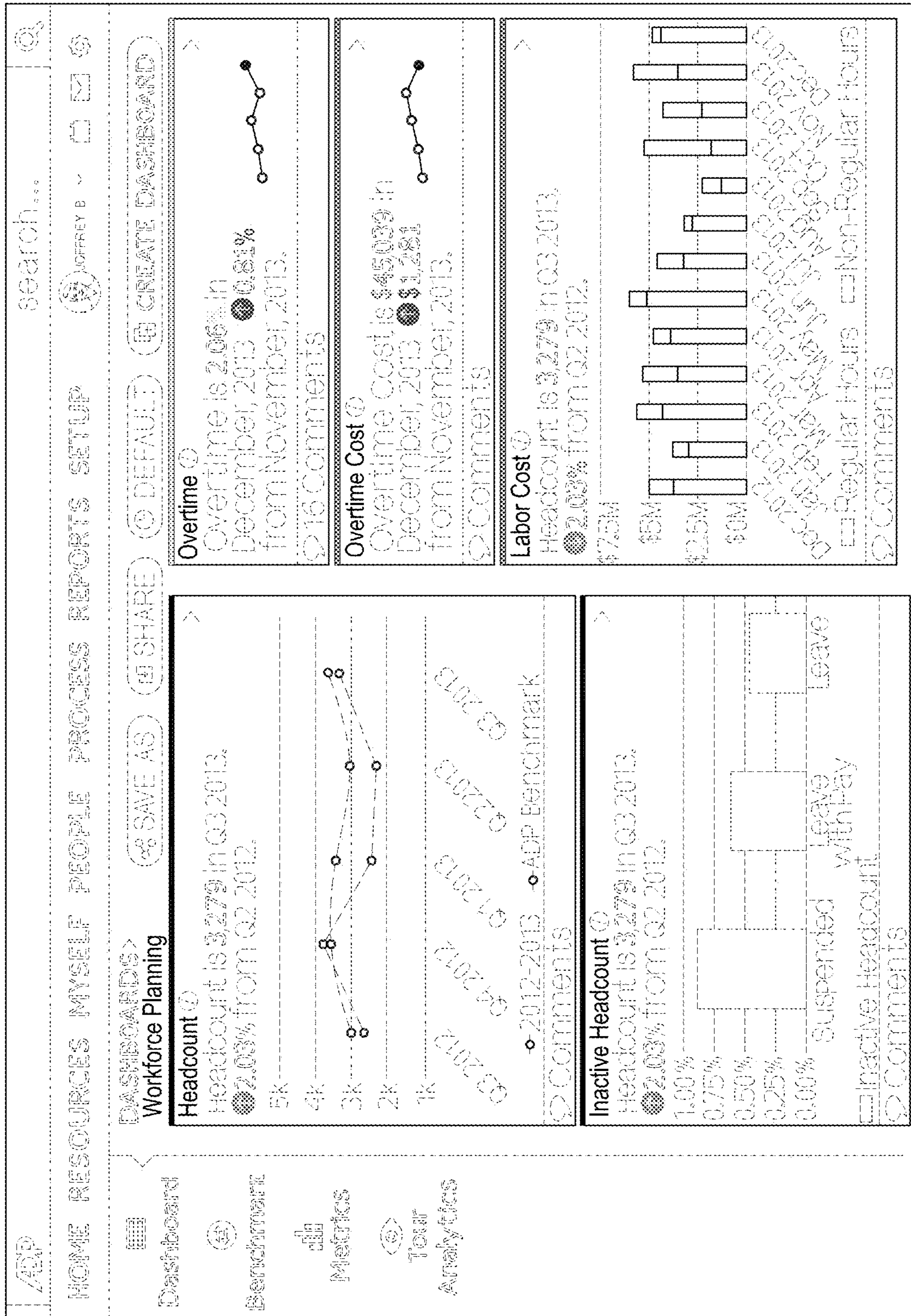


FIG. 2