



US00D775618S

(12) **United States Design Patent**
Kim et al.

(10) **Patent No.:** **US D775,618 S**

(45) **Date of Patent:** **** Jan. 3, 2017**

(54) **MOBILE PHONE CASE**

(71) Applicant: **LG ELECTRONICS INC.**, Seoul (KR)

(72) Inventors: **Taesun Kim**, Seoul (KR); **Wonchul Jung**, Seoul (KR)

(73) Assignee: **LG ELECTRONICS INC.**, Seoul (KR)

(**) Term: **15 Years**

(21) Appl. No.: **29/532,885**

(22) Filed: **Jul. 10, 2015**

(30) **Foreign Application Priority Data**

Jan. 13, 2015 (KR) 30-2015-0001659

(51) **LOC (10) Cl.** **14-03**

(52) **U.S. Cl.**
USPC **D14/250**

(58) **Field of Classification Search**

USPC D14/238.1, 440, 203.3–203.7, 217, 240, D14/248, 251–253, 447, 496, 250; D3/201, 218, D3/247, 269, 273, 301, 303; D13/103, D13/107–108, 119
CPC . H04B 1/3888; H04M 1/0283; H04M 1/0202; A45C 1/06; A45C 11/00; A45C 13/02; A45C 2011/002; A45F 2005/026; A45F 2200/0525; A45F 2200/0516
See application file for complete search history.

(56) **References Cited**

U.S. PATENT DOCUMENTS

6,616,111 B1 * 9/2003 White G06F 1/1626 206/320
D517,310 S * 3/2006 Aron D3/218
D533,994 S * 12/2006 Hussaini D3/218
D551,855 S * 10/2007 Yeh D3/218
D553,352 S * 10/2007 Allen D3/218

D564,220 S * 3/2008 Dixon D3/218
D634,315 S * 3/2011 Nousiainen D14/253
D640,679 S * 6/2011 Willes D14/250
D669,459 S * 10/2012 Kim D14/253
D669,890 S * 10/2012 Hopkins D14/251
D687,440 S * 8/2013 Shieh D14/447
D704,194 S * 5/2014 Young D14/440
D713,395 S * 9/2014 Godycki D14/250
D719,144 S * 12/2014 Eulette D14/250
D721,690 S * 1/2015 Kim D14/250
D721,691 S * 1/2015 Kim D14/250
D721,692 S * 1/2015 Kim D14/250
D725,093 S * 3/2015 Sun D14/250
D731,474 S * 6/2015 Leibenhaut D14/253
9,072,353 B2 * 7/2015 Fathollahi A45C 13/002

(Continued)

Primary Examiner — Carla Jobe Wright

(74) *Attorney, Agent, or Firm* — Birch, Stewart, Kolasch & Birch, LLP

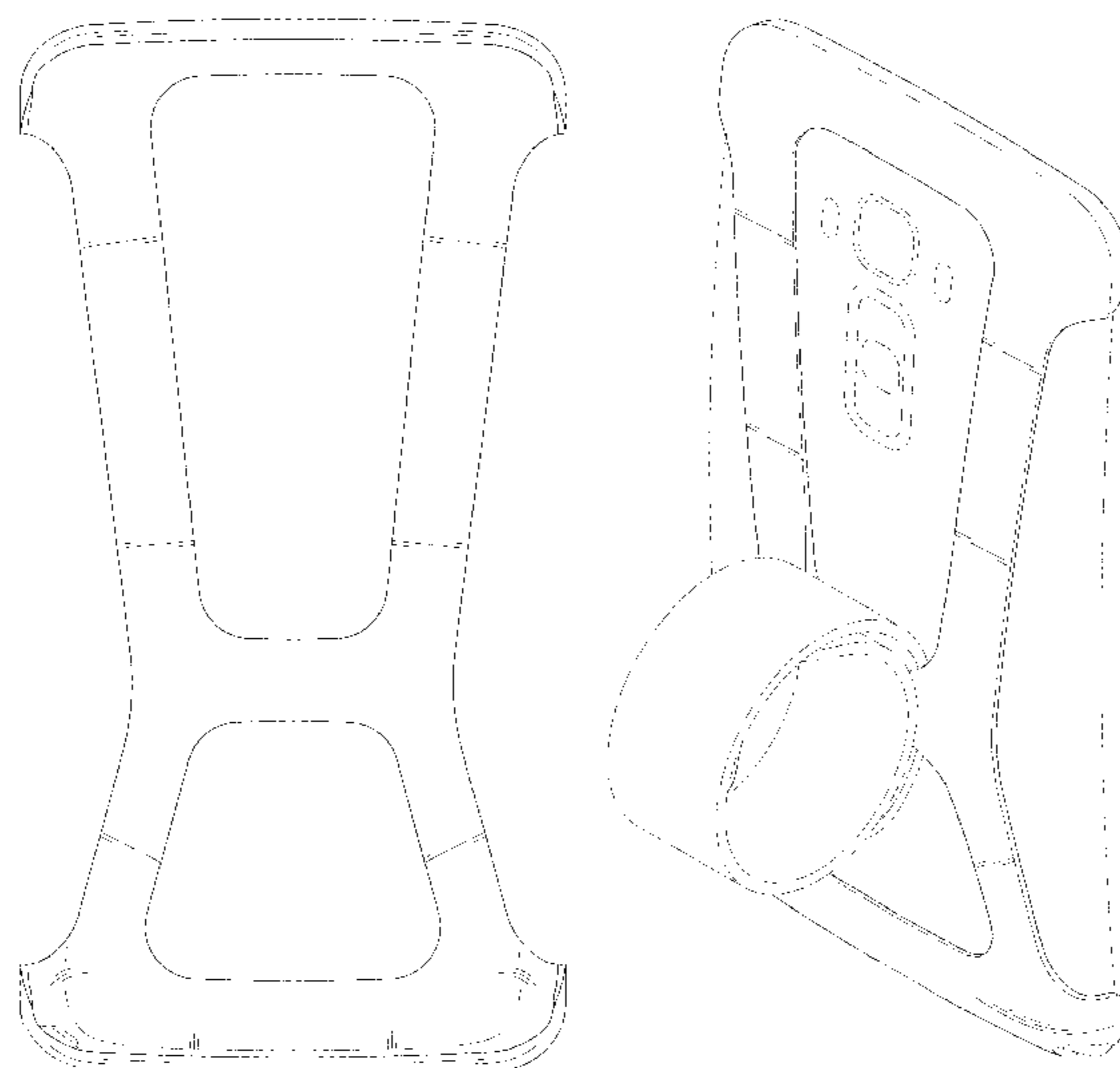
(57) **CLAIM**

The ornamental design for a mobile phone case, as shown and described.

DESCRIPTION

FIG. 1 is a front perspective view of a mobile phone case showing our new design;
FIG. 2 is a front view thereof;
FIG. 3 is a rear view thereof;
FIG. 4 is a left side view thereof;
FIG. 5 is a right side view thereof;
FIG. 6 is a top plan view thereof;
FIG. 7 is a bottom plan view thereof; and,
FIG. 8 is a rear perspective view thereof shown in a state of use with an environmental mobile phone and rolled stylus pen.
The dot-dash broken lines in FIG. 8 depict an environmental mobile phone and rolled stylus pen that form no part of the claimed design. The dash-dash broken lines throughout the drawing figures depict portions of the mobile phone case that form no part of the claimed design.

1 Claim, 7 Drawing Sheets



(56)

References Cited

U.S. PATENT DOCUMENTS

9,229,494	B2 *	1/2016	Rayner	G06F 1/163
D758,351	S *	6/2016	Zanders	D14/217
2012/0074272	A1 *	3/2012	Hull	F16M 11/041
					248/122.1
2014/0285968	A1 *	9/2014	Budge	F16M 13/04
					361/679.56
2015/0156900	A1 *	6/2015	Yeh	H04B 1/3888
					312/223.1
2016/0135560	A1 *	5/2016	Yeh	A45C 11/00
					224/581

* cited by examiner

FIG. 1

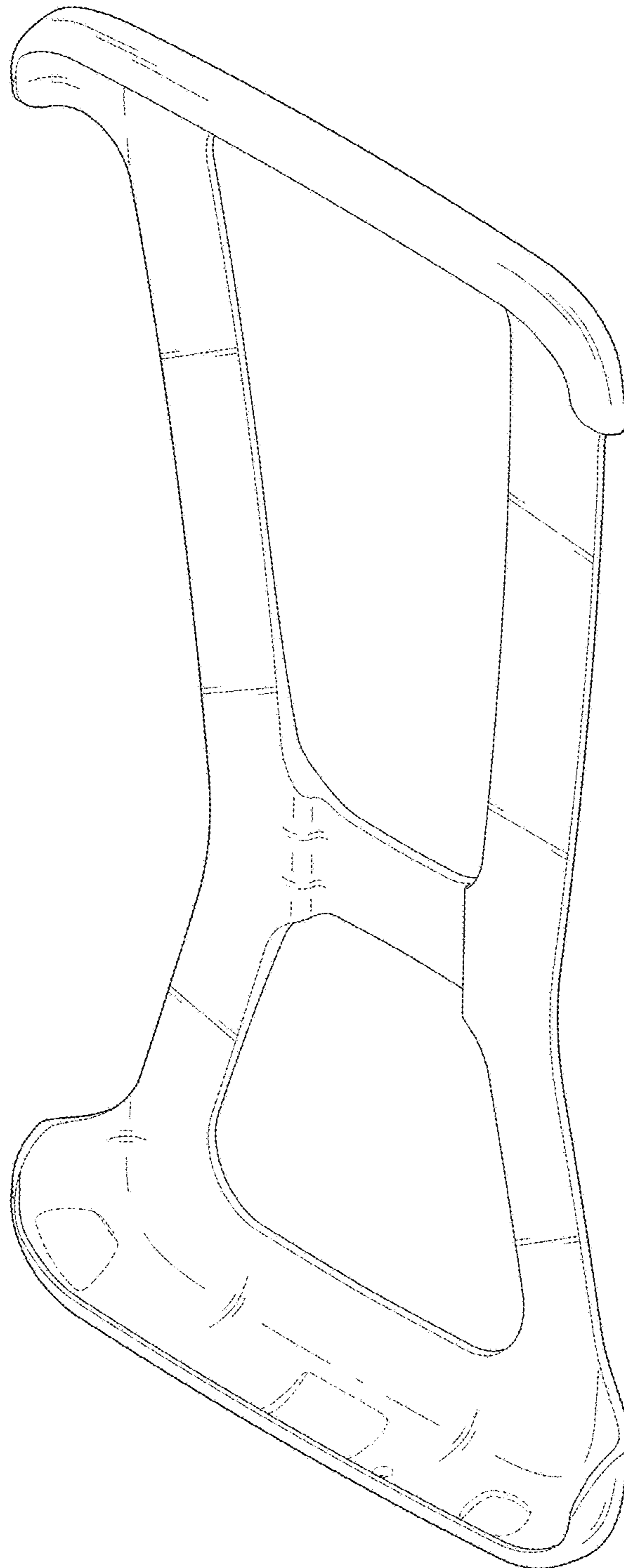


FIG. 2

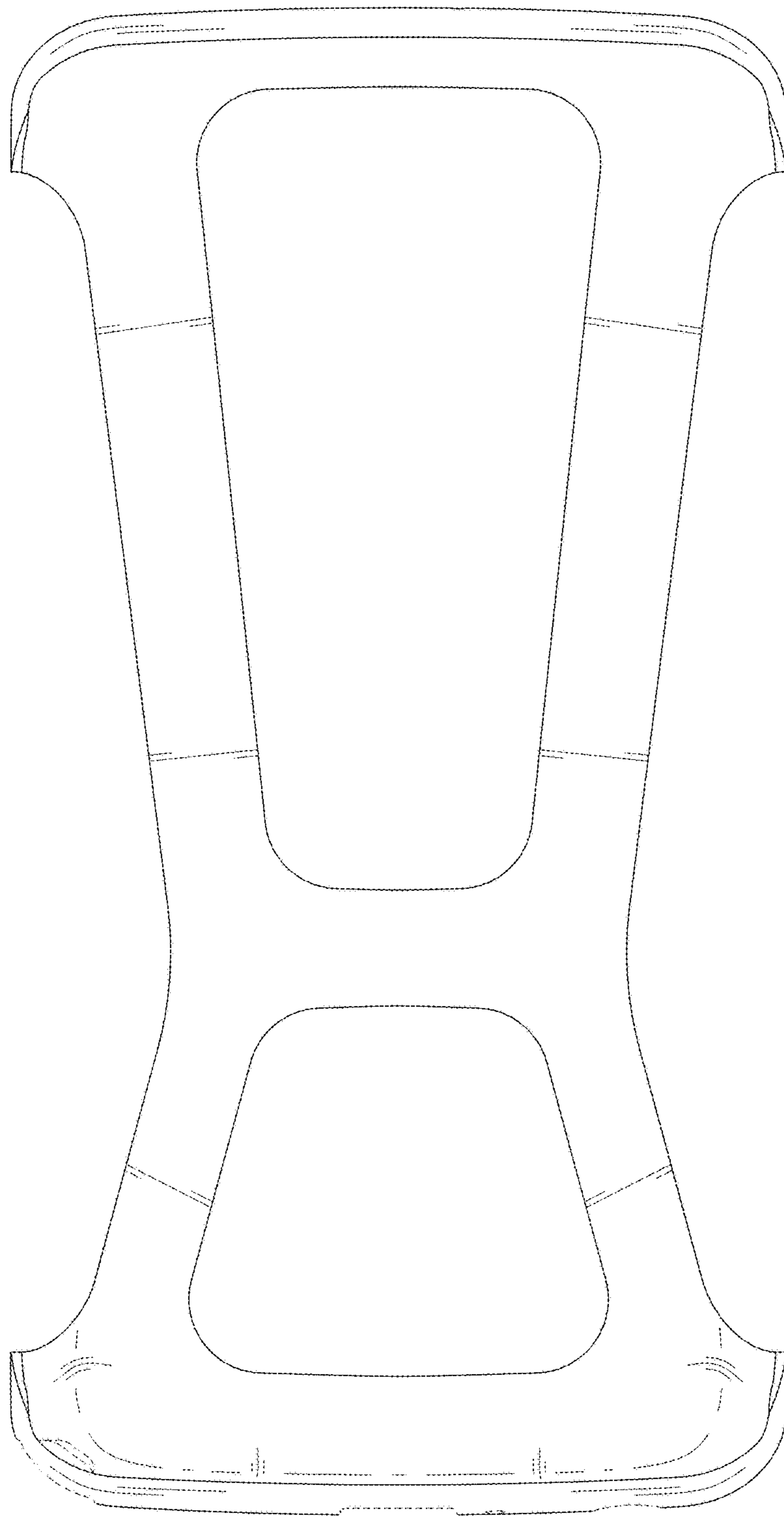


FIG. 3

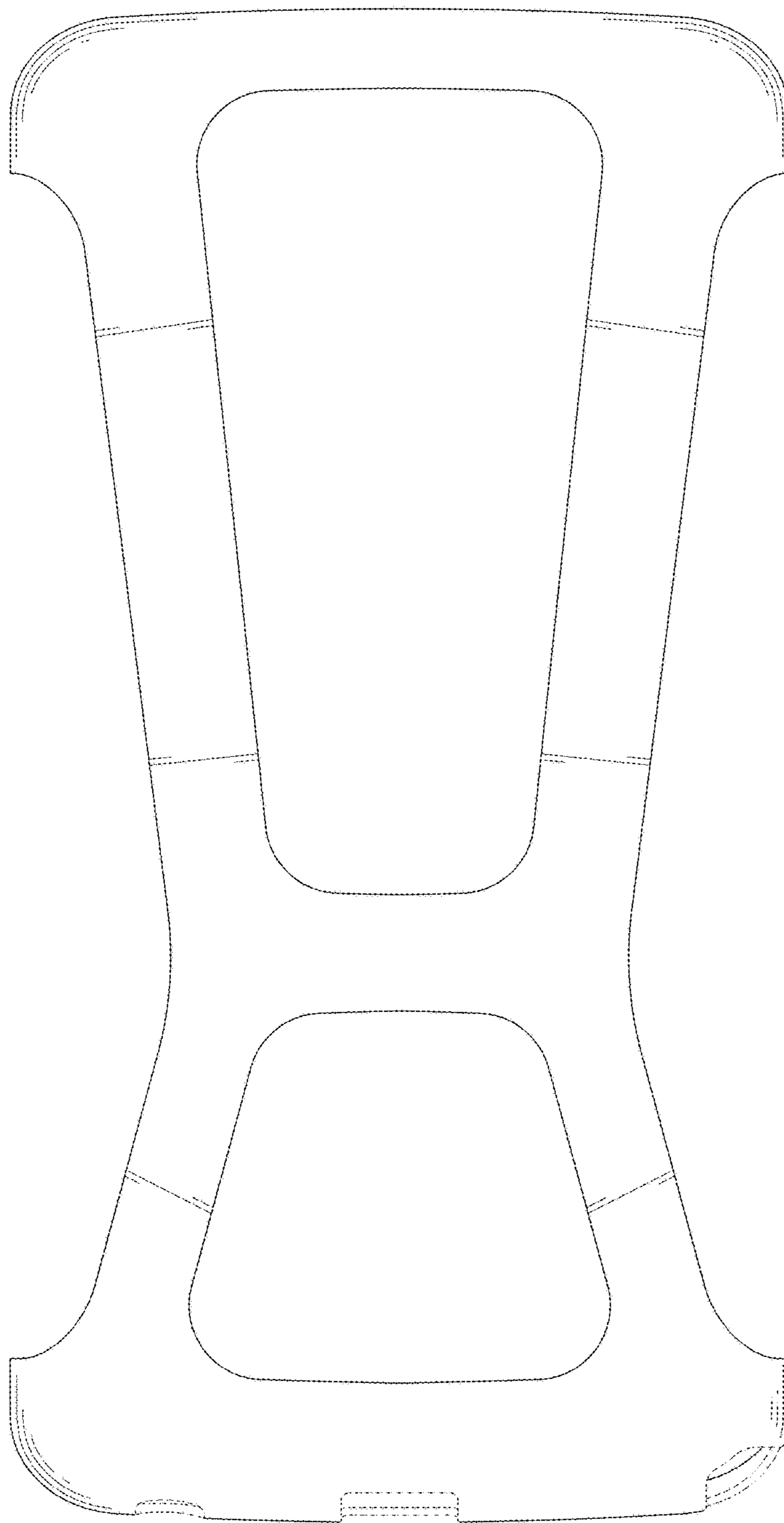


FIG. 4

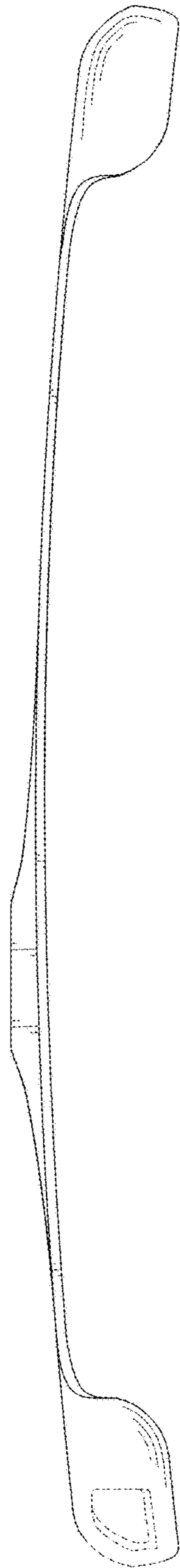


FIG. 5

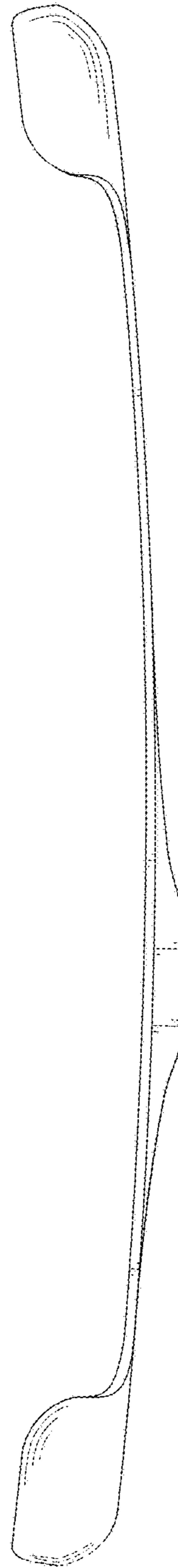


FIG. 6

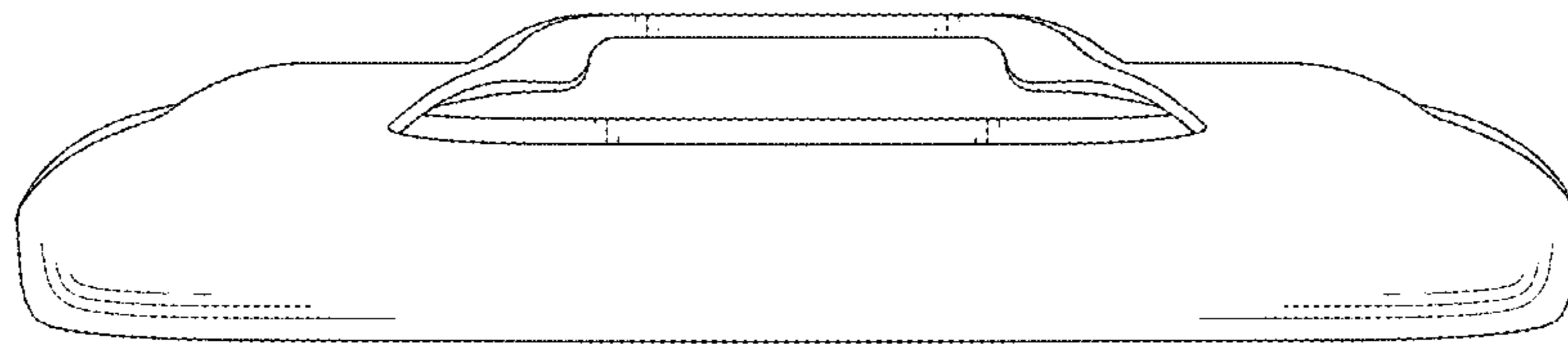


FIG. 7

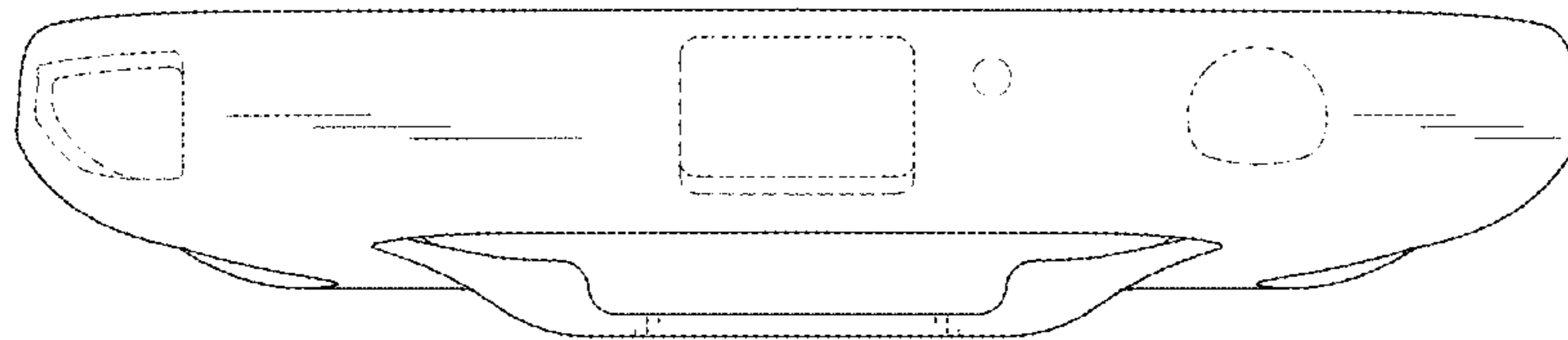


FIG. 8

