



US00D775617S

(12) **United States Design Patent**
Samson

(10) **Patent No.:** **US D775,617 S**

(45) **Date of Patent:** **** Jan. 3, 2017**

(54) **CELL PHONE CASE**

(71) Applicant: **Scott W. Samson**, Spofford, NH (US)

(72) Inventor: **Scott W. Samson**, Spofford, NH (US)

(**) Term: **14 Years**

(21) Appl. No.: **29/514,697**

(22) Filed: **Jan. 15, 2015**

(51) **LOC (10) Cl.** **14-03**

(52) **U.S. Cl.**
USPC **D14/250**

(58) **Field of Classification Search**
USPC D14/238.1, 250, 440, 203.3-203.7, 217,
D14/240, 248, 251-253, 447, 496;
D3/201, 218, D3/247, 269, 273, 301, 303;
D13/103, D13/107-108, 119
CPC . H04B 1/3888; H04M 1/0283; H04M 1/0202;
A45C 1/06; A45C 11/00; A45C
13/02; A45C 2011/002; A45F 2005/026;
A45F 2200/0525; A45F 2200/0516
See application file for complete search history.

(56) **References Cited**

U.S. PATENT DOCUMENTS

D674,789 S *	1/2013	Wen	D14/250
D675,604 S *	2/2013	Limber	D14/250
D678,262 S *	3/2013	Prato	D14/250
D691,123 S *	10/2013	Lay	D14/250
D705,206 S *	5/2014	Gengler	D14/250
D719,947 S *	12/2014	Kobayashi	D14/250
D720,341 S *	12/2014	Sharudenko	D14/250
D728,549 S *	5/2015	Su	D14/250
D746,801 S *	1/2016	Pan	D14/250
D748,613 S *	2/2016	Sasaki	D14/250

D750,058 S *	2/2016	Choi	D14/250
D750,610 S *	3/2016	Chen	D14/250
2011/0297578 A1 *	12/2011	Stiehl	B29C 45/1676 206/701
2012/0018325 A1 *	1/2012	Kim	A45C 11/00 206/320
2012/0043236 A1 *	2/2012	Szucs	A45C 11/00 206/320

* cited by examiner

Primary Examiner — Carla Jobe Wright

(74) *Attorney, Agent, or Firm* — Burns & Levinson LLP;
Bruce D. Jobse


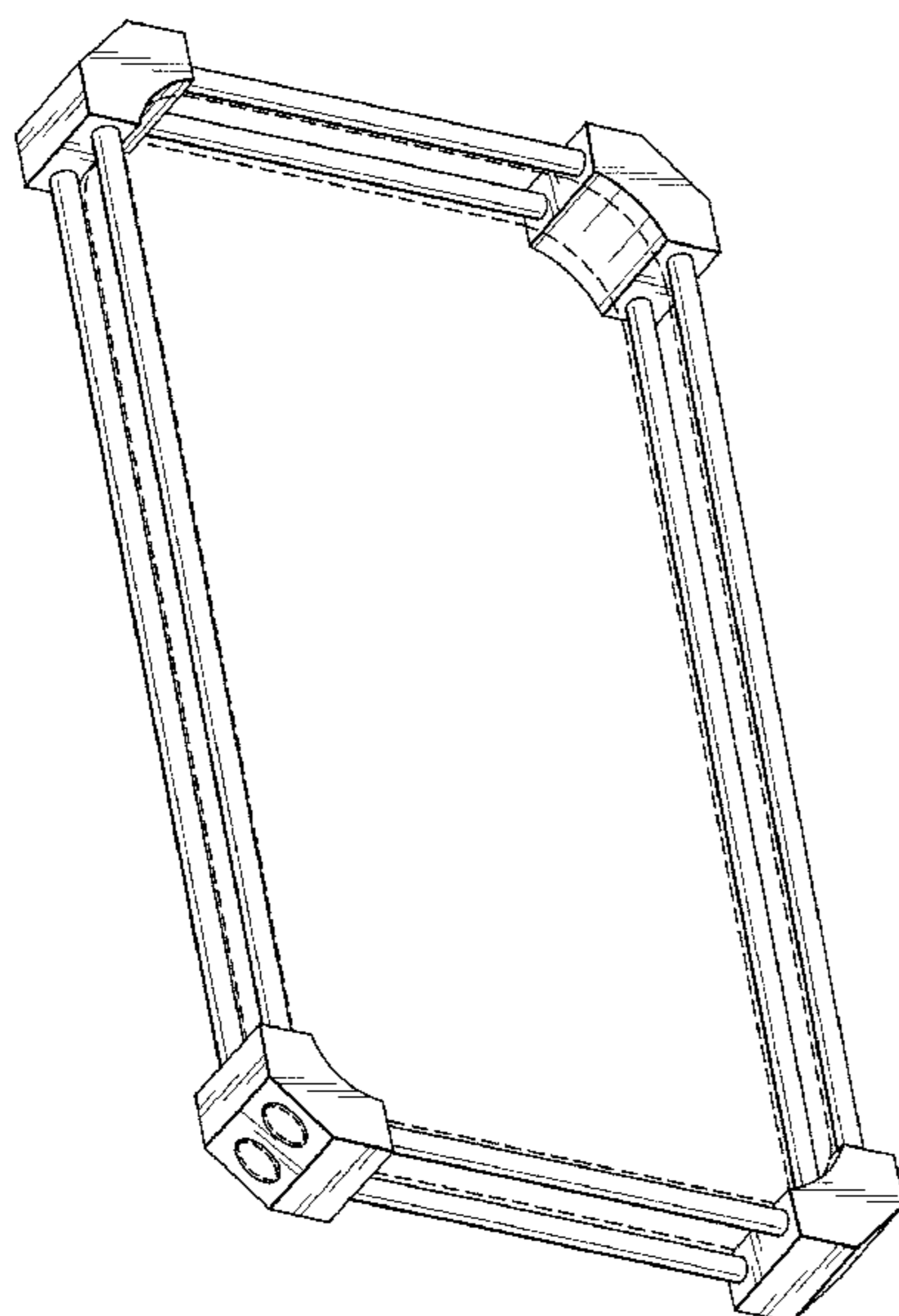
(57) **CLAIM**

The ornamental design for a cell phone case, as shown and described.

DESCRIPTION

FIG. 1 is a front perspective view of a cell phone case showing the first embodiment of my new design; FIG. 2 is a front view of the cell phone case of FIG. 1; FIG. 3 is a right side view of the cell phone case of FIG. 1; FIG. 4 is a top view of the cell phone case of FIG. 1; FIG. 5 is a rear, perspective view of a cell phone case showing the second embodiment of my new design; FIG. 6 is a rear view of the cell phone case of FIG. 5; FIG. 7 is a left side view of the cell phone case of FIG. 5; and, FIG. 8 is a bottom view of the cell phone case of FIG. 5. The broken lines depict an environmental cell phone and features of the cell phone case that form no part of the claimed design in the embodiment in which they are shown.

1 Claim, 4 Drawing Sheets



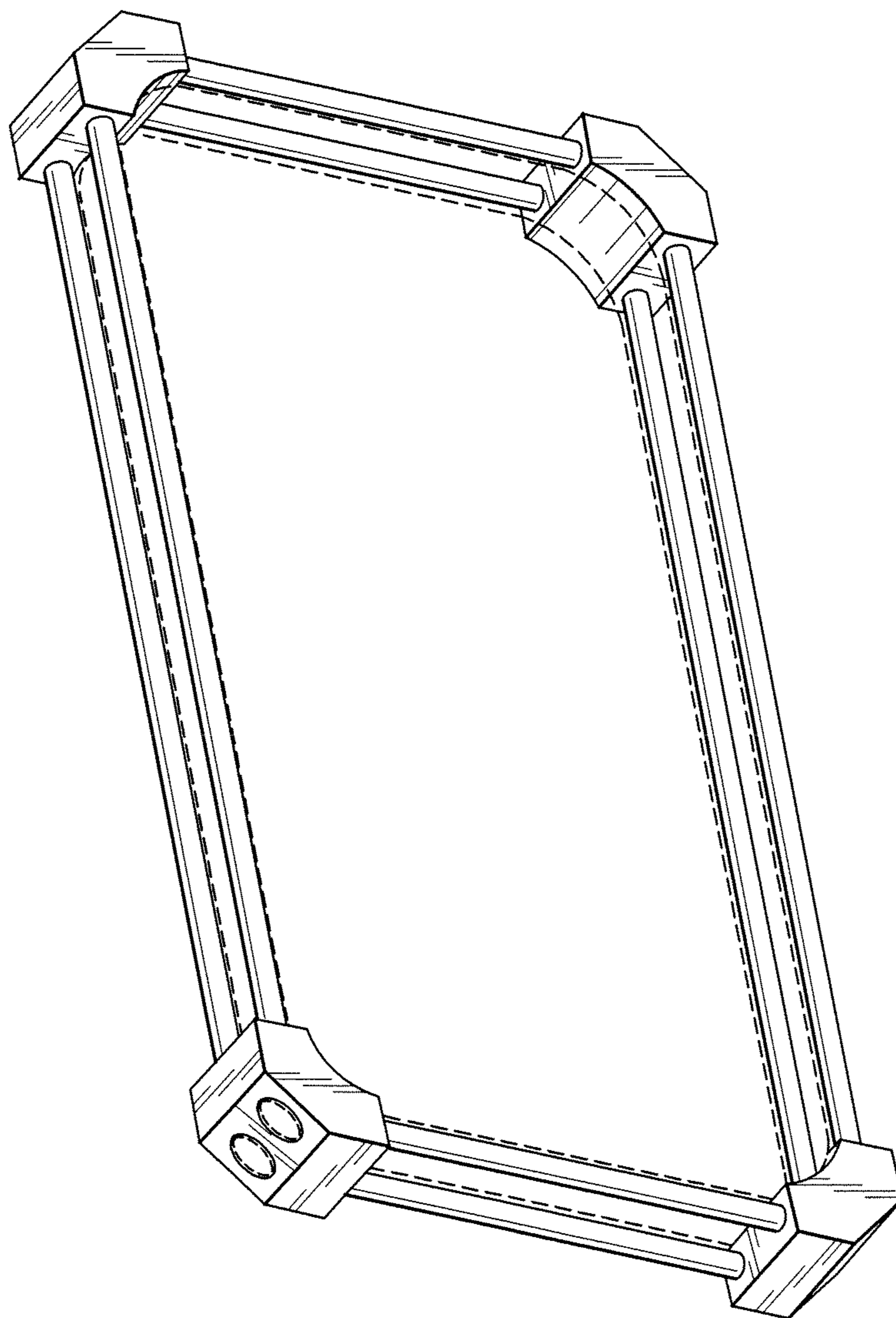


FIG. 1




FIG. 2

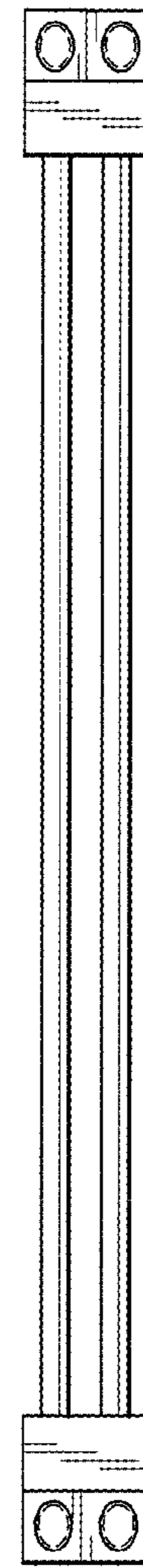


FIG. 3




FIG. 4

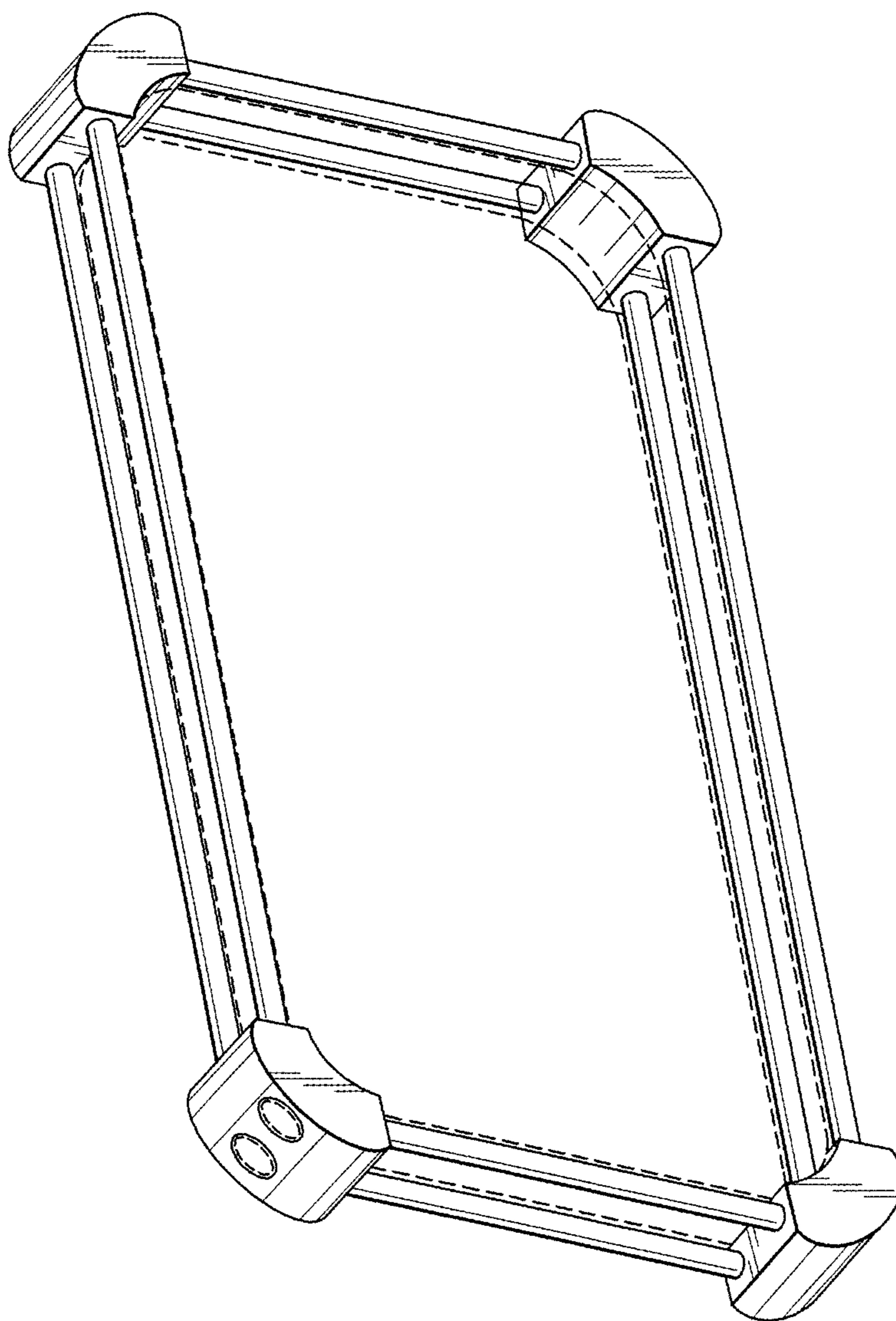


FIG. 5




FIG. 6

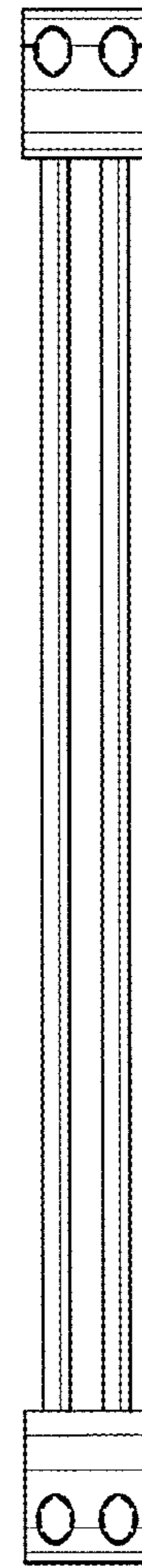


FIG. 7




FIG. 8