



US00D775616S

(12) **United States Design Patent**
Kim et al.

(10) **Patent No.:** **US D775,616 S**
(45) **Date of Patent:** **** Jan. 3, 2017**

(54) **COVER FOR ELECTRONIC COMMUNICATIONS DEVICE**

(71) Applicant: **Samsung Electronics Co., Ltd.**,
Suwon-si (KR)

(72) Inventors: **Nam-Su Kim**, Seoul (KR); **Do-Hyung Ha**, Gwangmyeong-si (KR); **Sae-Hee Lee**, Incheon (KR); **Hyun-Sook Kim**, Seoul (KR); **Christine Rhea Oh**, Yongin-si (KR)

(73) Assignee: **Samsung Electronics Co., Ltd.**,
Suwon-si (KR)

(**) Term: **14 Years**

(21) Appl. No.: **29/510,652**

(22) Filed: **Dec. 2, 2014**

(30) **Foreign Application Priority Data**

Aug. 25, 2014 (KR) 30-2014-0041233

(51) **LOC (10) Cl.** **14-03**

(52) **U.S. Cl.**
USPC **D14/250**

(58) **Field of Classification Search**

USPC D14/238.1, 250, 440, 203.3–203.7, 217,
D14/240, 248, 251–253, 447, 496, 143,
D14/189, 203.2; D3/201, 218, 247, 269,
D3/273, 301, 303; D13/103, 107–108,
D13/119

CPC A45C 1/06; A45C 11/00; A45C 13/02;
A45C 2011/002; A45F 2005/026; A45F
2200/0525; A45F 2200/0516; H04B
1/3888; H04M 1/0283; H04M 1/0202

See application file for complete search history.

(56) **References Cited**

U.S. PATENT DOCUMENTS

D345,859 S * 4/1994 Gribovsky D3/247
D414,935 S * 10/1999 Bould D3/301

D523,078 S * 6/2006 Ong D19/26
D556,452 S * 12/2007 Hydon D3/247
D582,405 S * 12/2008 Andre D3/299
D584,895 S * 1/2009 Holzner D3/247

(Continued)

Primary Examiner — Carla Jobe Wright

(74) *Attorney, Agent, or Firm* — NSIP Law

(57) **CLAIM**

We claim the ornamental design for a cover for electronic communications device, as shown and described.

DESCRIPTION

FIG. 1 is a front perspective view of a cover for electronic communications device, showing our new design;

FIG. 2 is a front view thereof;

FIG. 3 is a rear view thereof;

FIG. 4 is a left-side view thereof;

FIG. 5 is a right-side view thereof;

FIG. 6 is a top view thereof;

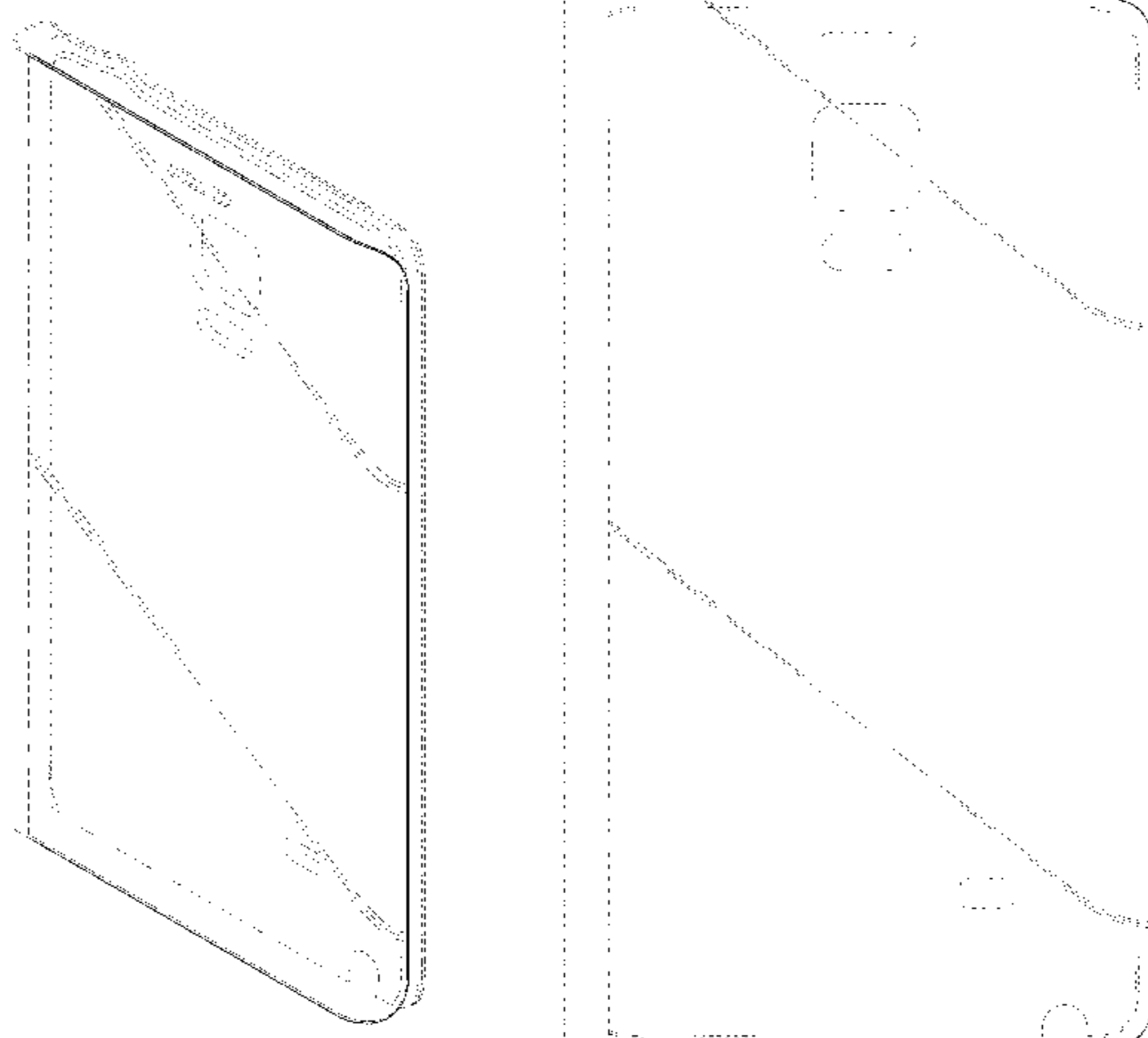
FIG. 7 is a bottom view thereof;

FIG. 8 is an enlarged view of the encircled portion A shown in FIG. 6; and,

FIG. 9 is an enlarged view of the encircled portion B shown in FIG. 7.

In FIGS. 1-2 and 8-9, the broken lines having an alternating long-dash, short-dash configuration represent a boundary of the claimed design. In FIGS. 6-7 and 8-9, the broken lines having a long-dash, short dash, short-dash configuration encircle portions of the claimed design that are shown in enlarged scale in FIGS. 8-9. The broken lines throughout the figures having a uniformly-segmented dash-dash configuration show portions of the cover for electronic communications device that form no part of the claimed design. The broken lines of all three configurations form no part of the claimed design.

1 Claim, 6 Drawing Sheets



(56)

References Cited

U.S. PATENT DOCUMENTS

D585,642	S *	2/2009	Rosenberg	D3/247
D586,121	S *	2/2009	Holzner	D3/247
D669,270	S *	10/2012	Phillips	D3/301
D694,741	S *	12/2013	Kim	D14/250
D708,172	S *	7/2014	Ryu	D14/250
D711,363	S *	8/2014	Kim	D14/250
D712,393	S *	9/2014	Kim	D14/250
D713,834	S *	9/2014	Almstrom	D14/250
D726,173	S *	4/2015	Kim	D14/250
D739,408	S *	9/2015	Kim	D14/440
D744,493	S *	12/2015	Kim	D14/440
D747,705	S *	1/2016	Kim	D14/250
D748,084	S *	1/2016	Kim	D14/250
2011/0186194	A1 *	8/2011	Gallo	A45C 1/06 150/132
2012/0043234	A1 *	2/2012	Westrup	A45C 3/02 206/320
2014/0185206	A1 *	7/2014	Kim	H05K 5/0017 361/679.01
2015/0141095	A1 *	5/2015	Kim	H04M 1/0202 455/575.8

* cited by examiner

FIG. 1

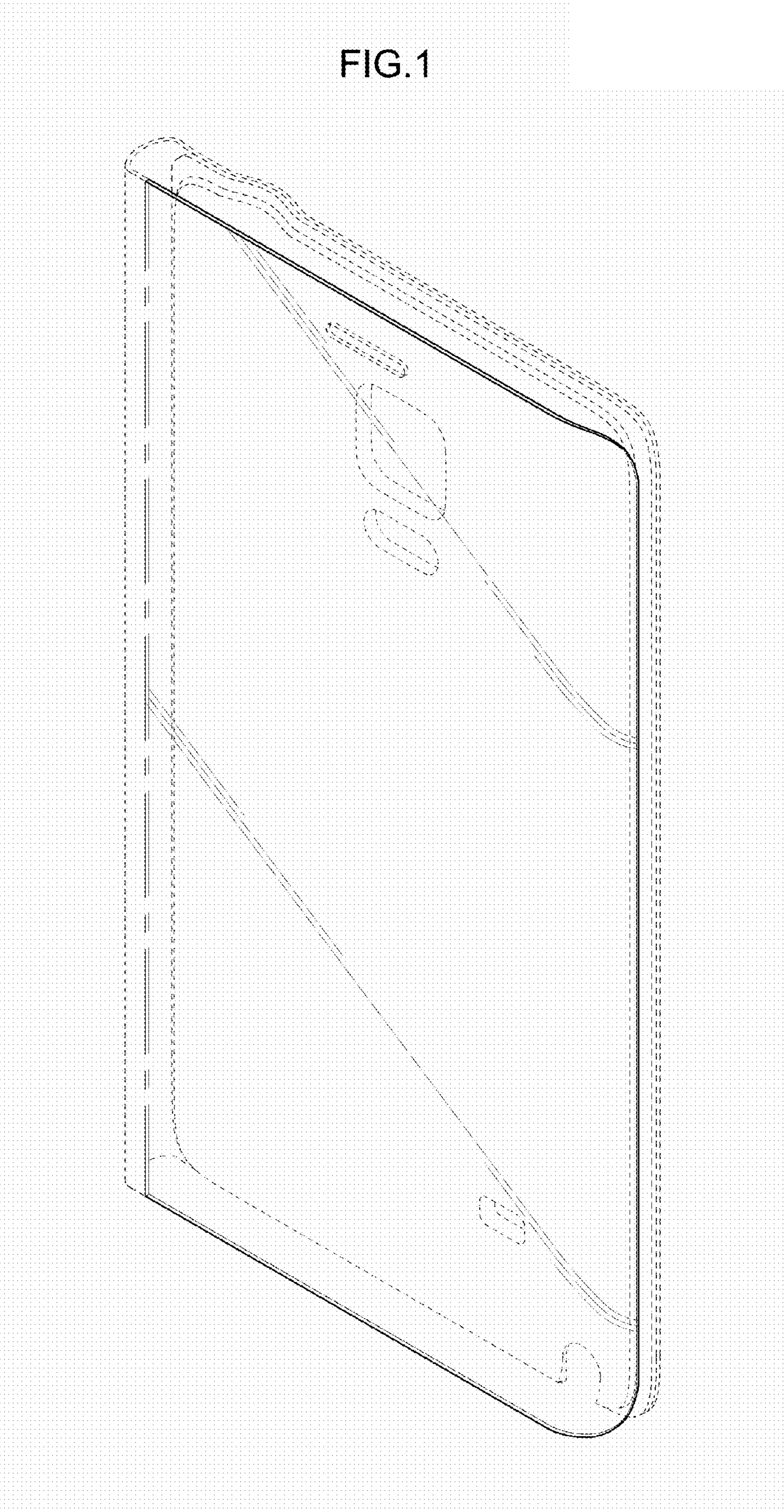


FIG.2

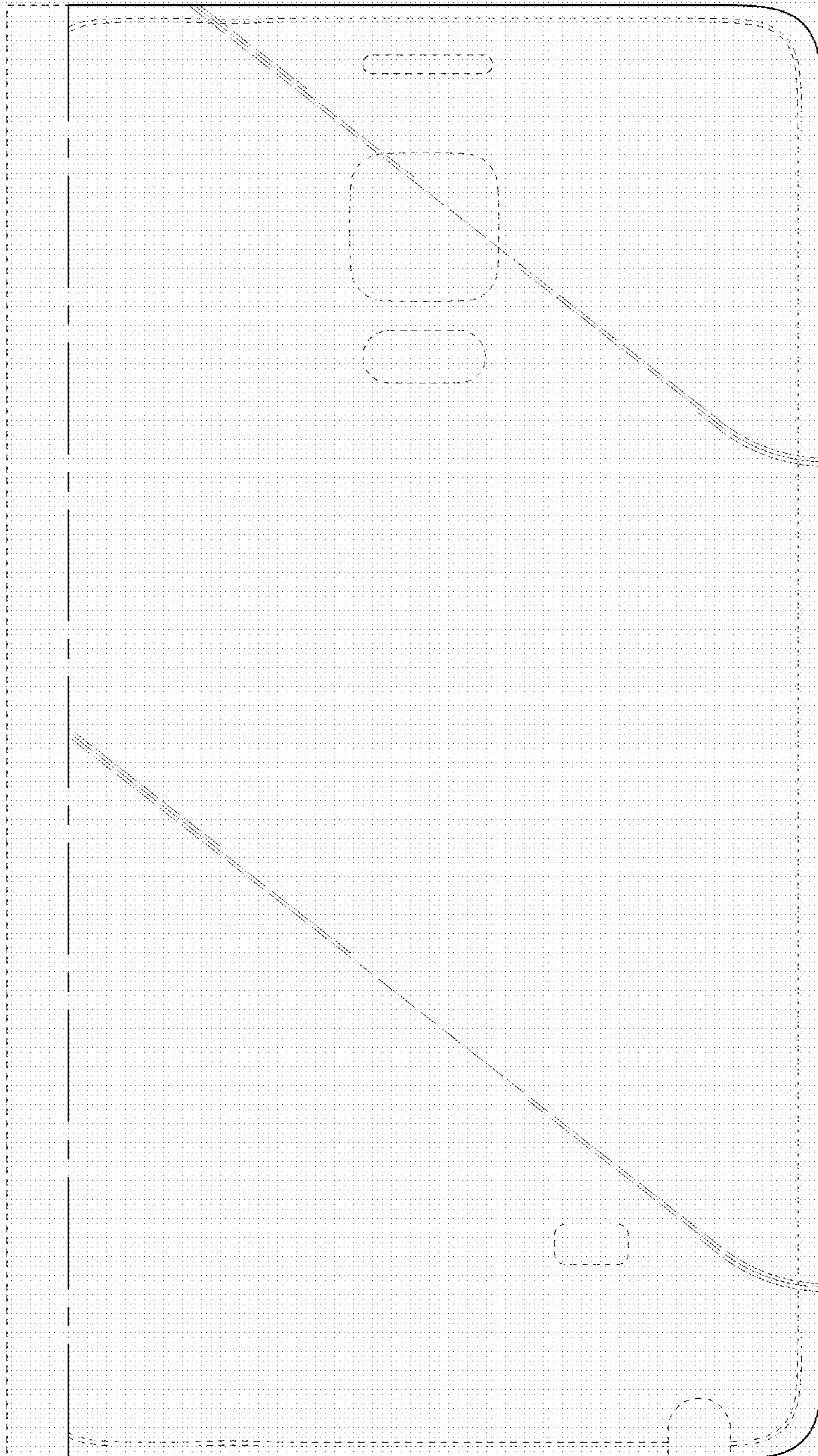


FIG.3

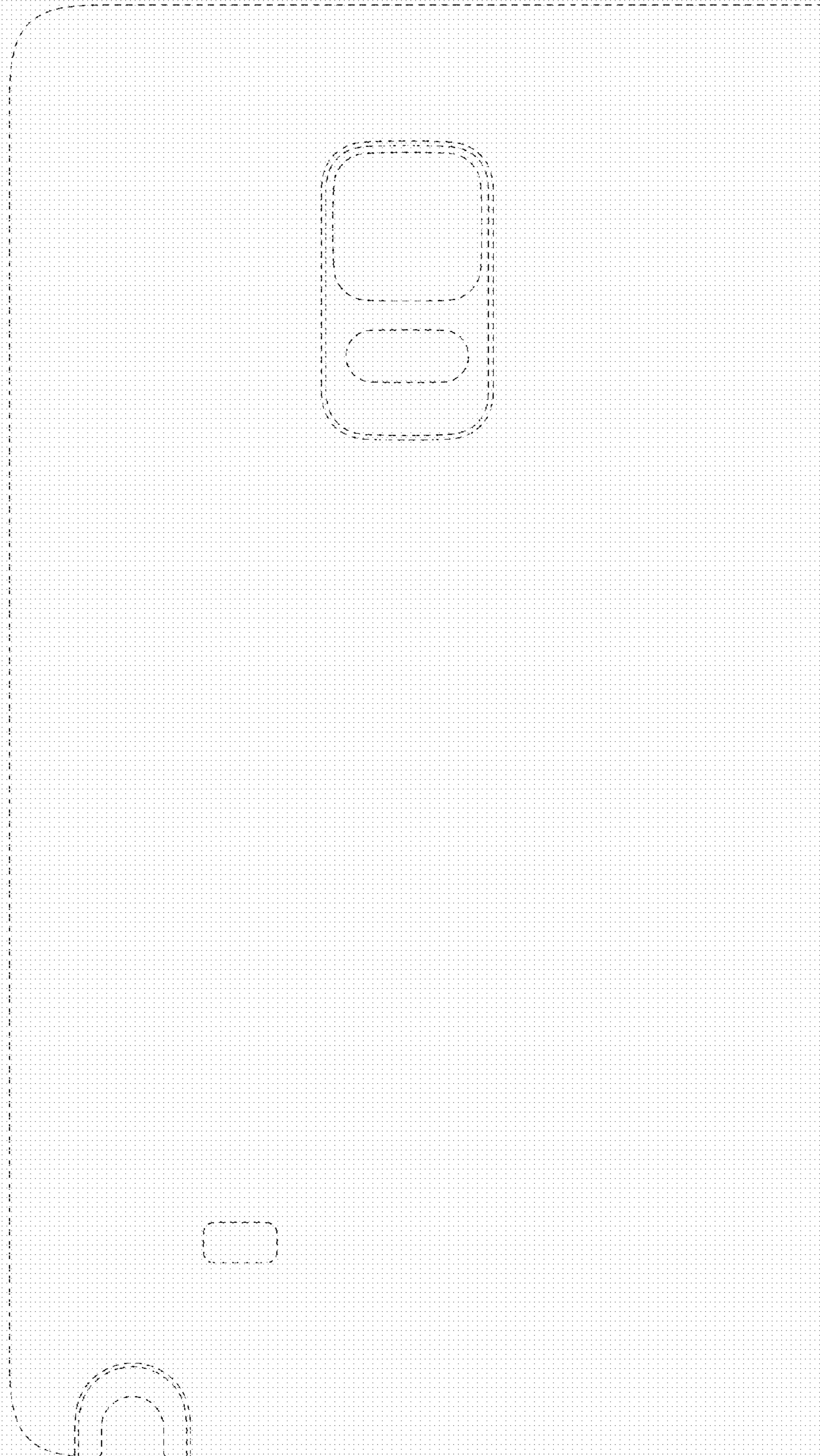


FIG.4

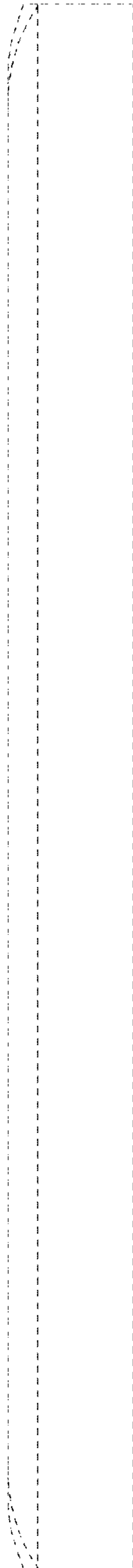


FIG.5




FIG.6




FIG.7

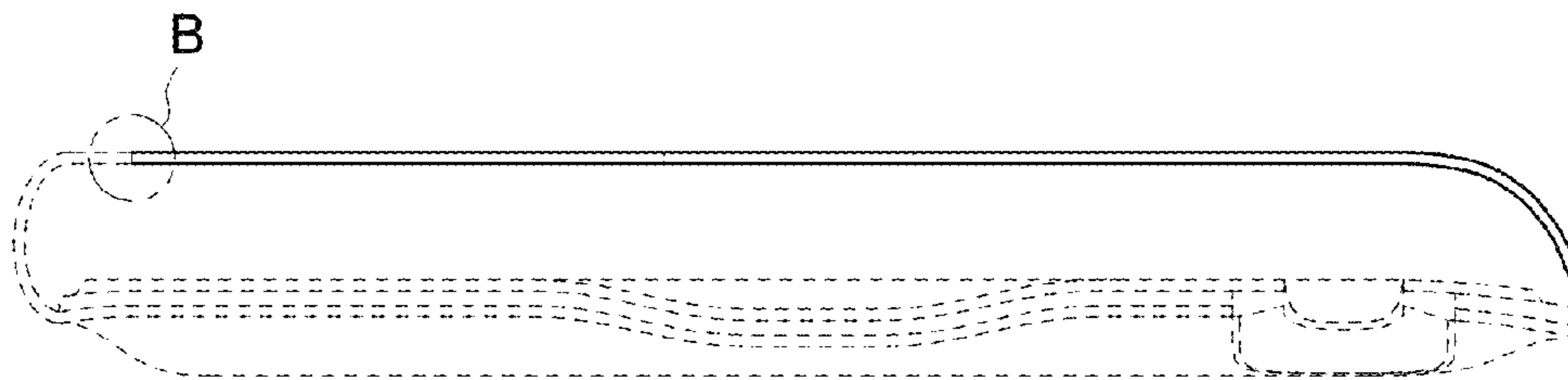


FIG.8

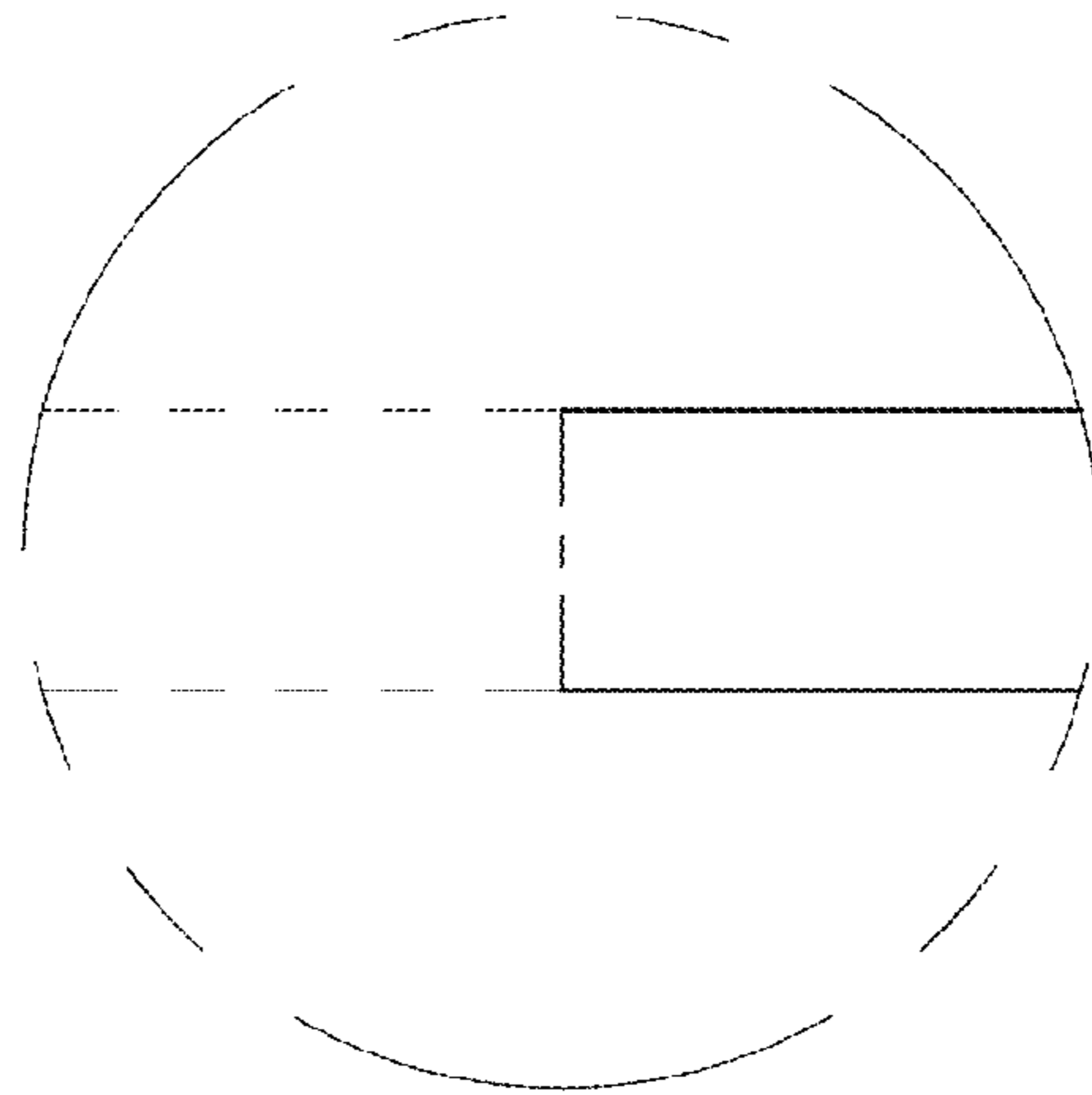


FIG.9

