



US00D775611S

(12) **United States Design Patent** (10) **Patent No.:** **US D775,611 S**  
**Forster et al.** (45) **Date of Patent:** **\*\* Jan. 3, 2017**

(54) **ANTENNA**  
(71) Applicant: **Avery Dennison Retail Information Services, LLC**, Mentor, OH (US)  
(72) Inventors: **Ian James Forster**, Chelmsford (GB); **Norman A. Howard**, Ilford (GB)  
(73) Assignee: **AVERY DENNISON RETAIL INFORMATION SERVICES, LLC**, Westborough, MA (US)  
(\*\*) Term: **14 Years**  
(21) Appl. No.: **29/523,005**  
(22) Filed: **Apr. 6, 2015**  
(51) **LOC (10) Cl.** ..... **14-03**  
(52) **U.S. Cl.**  
USPC ..... **D14/230**  
(58) **Field of Classification Search**  
USPC ..... D14/203-238; D21/300-304, 324-325, D21/402-403, 443, 447, 471, 479, 487, D21/503; D7/602, 708, 641, 701, 619.1, D7/620  
CPC ..... H04B 7/0617; H04B 7/0634; H04B 13/00; H04B 1/001; H04B 1/0475; H04B 1/034; H04M 1/026; H01Q 3/005; H01Q 3/34; H01Q 7/00; H01Q 13/10; H01Q 9/285; H01Q 19/30; H01Q 19/12; H01Q 1/38; G06F 1/18; H05K 11/00  
See application file for complete search history.

D431,427 S \* 10/2000 Syvuk ..... D7/708  
D576,613 S \* 9/2008 Okamura ..... D14/230  
D608,770 S \* 1/2010 Deguchi ..... D14/230  
D704,170 S \* 5/2014 Forster ..... D14/230  
D708,171 S \* 7/2014 Forster ..... D14/230  
D708,601 S \* 7/2014 Forster ..... D14/230  
D710,835 S \* 8/2014 Forster ..... D14/230  
D713,394 S \* 9/2014 Forster ..... D14/230  
D713,827 S \* 9/2014 Forster ..... D14/230  
D715,779 S \* 10/2014 Forster ..... D14/230  
D715,783 S \* 10/2014 Forster ..... D14/230  
D719,936 S \* 12/2014 Forster ..... D14/230  
D729,780 S \* 5/2015 Koskelainen ..... D14/230  
D751,871 S \* 3/2016 Polley ..... D7/701  
2007/0200782 A1 \* 8/2007 Hayama ..... G06K 19/07786  
343/795  
2011/0220727 A1 \* 9/2011 Lee ..... H01Q 1/2208  
235/492  
2012/0256732 A1 \* 10/2012 McAllister ..... B65C 9/1865  
340/10.2  
2012/0280044 A1 \* 11/2012 Mullis ..... H01Q 1/2225  
235/492  
2015/0294215 A1 \* 10/2015 Manzi ..... G06K 7/0008  
235/439

\* cited by examiner

*Primary Examiner* — Karen Kearney  
*Assistant Examiner* — Debra Callahan  
(74) *Attorney, Agent, or Firm* — Avery Dennison Retail Information Services, LLC

(57) **CLAIM**

The ornamental design for an antenna, as shown and described.

(56) **References Cited**

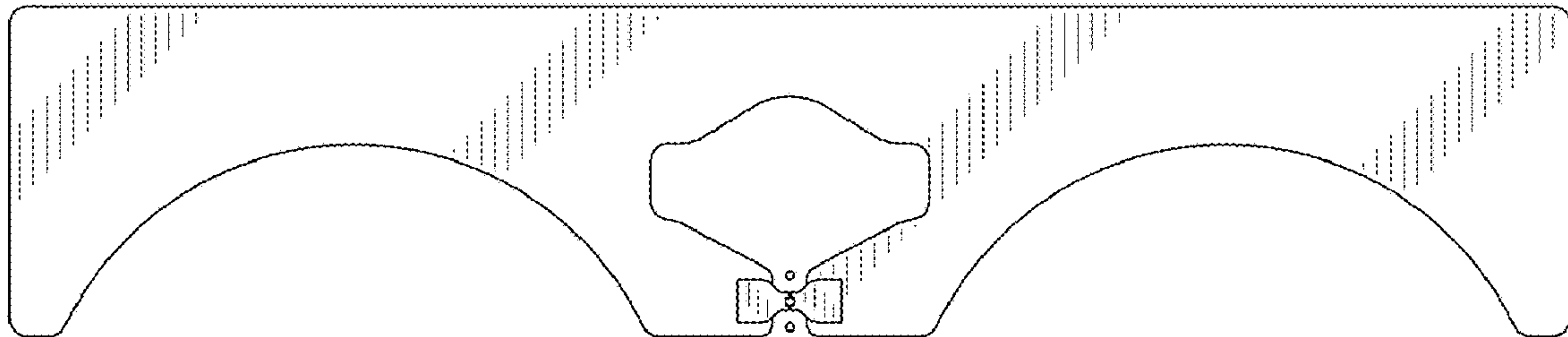
U.S. PATENT DOCUMENTS

D233,817 S \* 12/1974 Matthews et al. .... D6/682.3  
D289,716 S \* 5/1987 Boland, II ..... D7/701  
D300,293 S \* 3/1989 Casey ..... D7/387  
D336,408 S \* 6/1993 Tersch ..... D6/682

**DESCRIPTION**

FIG. 1 is an isometric view of an antenna showing our new design; and,  
FIG. 2 is a top plan view thereof.

**1 Claim, 1 Drawing Sheet**



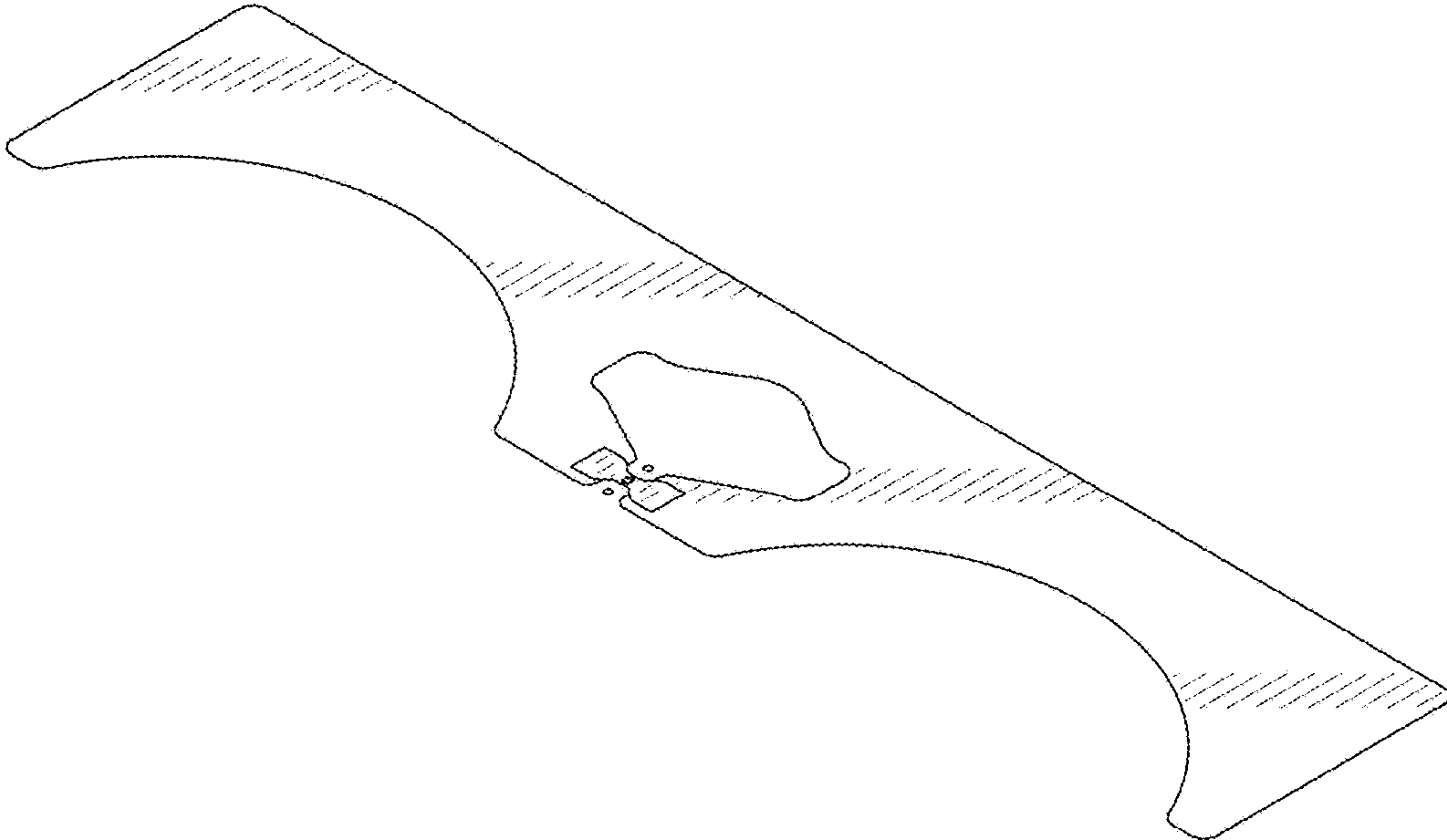


FIG. 1

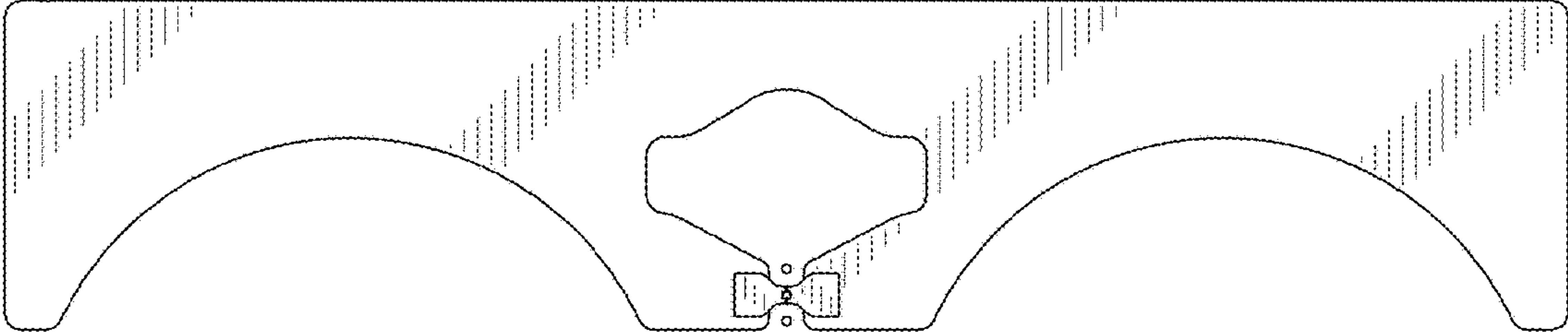


FIG. 2