



US00D775575S

(12) **United States Design Patent**  
**Kippes**

(10) **Patent No.:** **US D775,575 S**

(45) **Date of Patent:** **\*\* Jan. 3, 2017**

(54) **VEHICLE WHEEL**

(71) Applicant: **Bayerische Motoren Werke  
Aktiengesellschaft, Munich (DE)**

(72) Inventor: **Alexander Kippes, Manching (DE)**

(73) Assignee: **Bayerische Motoren Werke  
Aktiengesellschaft, Munich (DE)**

(\*\*) Term: **15 Years**

(21) Appl. No.: **29/539,458**

(22) Filed: **Sep. 15, 2015**

(30) **Foreign Application Priority Data**

Mar. 16, 2015 (DE) ..... 40 2015 100 249

(51) **LOC (10) Cl.** ..... **12-16**

(52) **U.S. Cl.**  
USPC ..... **D12/209**

(58) **Field of Classification Search**  
USPC ..... D12/204–213  
CPC ..... B60B 7/00; B60B 7/02; B60B 7/04;  
B60B 7/01; B60B 7/06; B60B 3/02; B60B  
3/04; B60B 3/06; B60B 3/10; B60B 1/00;  
B60B 1/08; B60B 1/10; B60B 1/12  
See application file for complete search history.

(56) **References Cited**

**U.S. PATENT DOCUMENTS**

D466,849 S \* 12/2002 Lee ..... D12/209  
D582,831 S \* 12/2008 Musser ..... D12/211  
D614,106 S 4/2010 Junker  
D621,767 S \* 8/2010 Ectors ..... D12/209  
D627,700 S \* 11/2010 Ectors ..... D12/209

D635,078 S \* 3/2011 Elmitt ..... D12/209  
D642,967 S \* 8/2011 Lamm ..... D12/209  
D658,101 S \* 4/2012 Nissl ..... D12/209  
D658,102 S \* 4/2012 Nissl ..... D12/209  
D660,217 S 5/2012 Nissl  
D671,473 S 11/2012 Zurian  
D686,130 S \* 7/2013 Elmitt ..... D12/209  
D686,131 S \* 7/2013 Nissl ..... D12/209  
D696,178 S \* 12/2013 Amezketa ..... D12/211  
D703,599 S 4/2014 Amezketa  
D729,719 S \* 5/2015 Muntada Roura ..... D12/209  
D743,865 S \* 11/2015 Rueckheim ..... D12/209

**FOREIGN PATENT DOCUMENTS**

EM 001598277-0007 1/2010  
EM 002015602-0004 8/2013  
EM 001908807-0005 9/2013

\* cited by examiner

*Primary Examiner* — Stacia Cadmus

(74) *Attorney, Agent, or Firm* — Crowell & Moring LLP

(57) **CLAIM**

The ornamental design for a vehicle wheel, as shown and described.

**DESCRIPTION**

FIG. 1 is a perspective view of a vehicle wheel according to the design;  
FIG. 2 is an additional perspective view thereof;  
FIG. 3 is an additional perspective view thereof;  
FIG. 4 is a front view thereof;  
FIG. 5 is a rear view thereof in a lighter gray scale, representing environmental features that form no part of the claimed design; and,  
FIG. 6 is a side view thereof.

**1 Claim, 6 Drawing Sheets**






Fig. 1



Fig. 2



Fig. 3



Fig. 4




Fig. 5




Fig. 6