

US00D775571S

(12) **United States Design Patent** (10) **Patent No.:** **US D775,571 S**
Gross (45) **Date of Patent:** **** Jan. 3, 2017**

(54) **FLOOR MAT**
(71) Applicant: **Kraco Enterprises, LLC.**, Compton, CA (US)
(72) Inventor: **Kenneth A. Gross**, Northridge, CA (US)
(73) Assignee: **Kraco Enterprises, LLC.**, Compton, CA (US)
(**) Term: **15 Years**
(21) Appl. No.: **29/537,191**
(22) Filed: **Aug. 24, 2015**
(51) **LOC (10) Cl.** **12-16**
(52) **U.S. Cl.**
USPC **D12/203**
(58) **Field of Classification Search**
USPC D12/203; D6/582-586, 592-594
CPC B60R 13/01; B60N 3/044; B60N 3/04
See application file for complete search history.

(56) **References Cited**
U.S. PATENT DOCUMENTS
D343,087 S * 1/1994 Kaiser D6/583
D362,148 S * 9/1995 Tai D6/583
D516,977 S * 3/2006 Keilhauer D12/203
D517,465 S * 3/2006 Hussaini D12/203
D538,725 S * 3/2007 Eskandry D12/203
D613,104 S * 4/2010 Clark D6/586
D626,485 S * 11/2010 Lu D12/203
D640,491 S * 6/2011 Nevison D6/585
D647,447 S * 10/2011 Lu D12/203

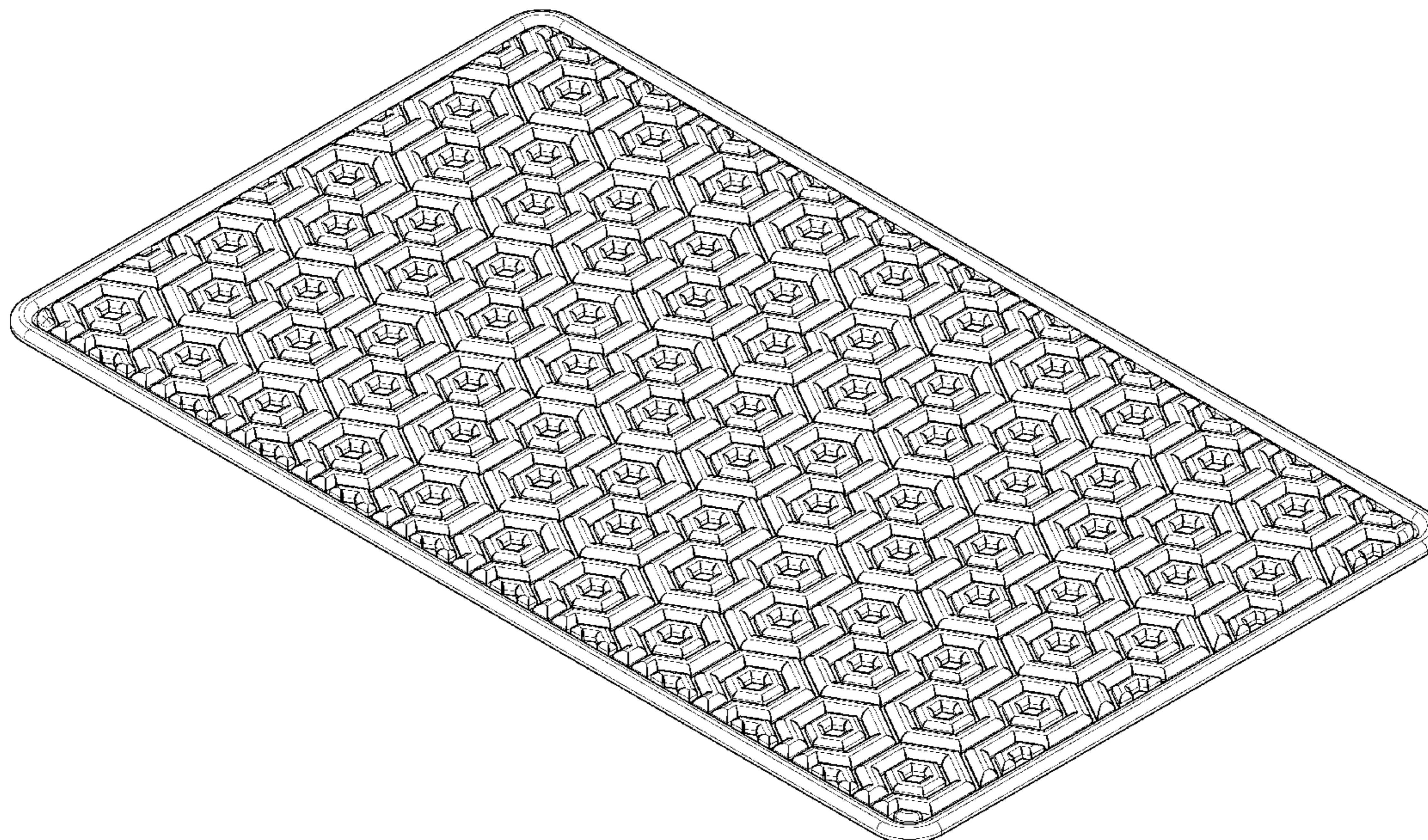
D648,252 S * 11/2011 Yang D12/203
D650,730 S * 12/2011 Jeackjuntra D12/203
D666,860 S * 9/2012 Lubart D6/583
D680,932 S * 4/2013 Lu D12/203
D701,061 S * 3/2014 Allen D6/582
D701,155 S * 3/2014 Lu D12/203
D707,981 S * 7/2014 Allen D6/585
D721,025 S * 1/2015 Lu D12/203
D734,700 S * 7/2015 Chang D12/203
D758,761 S * 6/2016 Chang D6/582

* cited by examiner
Primary Examiner — George D Kirschbaum
Assistant Examiner — Clese Moore, Jr.
(74) *Attorney, Agent, or Firm* — Wood Herron & Evans LLP

(57) **CLAIM**
The ornamental design for the floor mat, as shown and described.

DESCRIPTION
FIG. 1 is a front right isometric view of my new floor mat design;
FIG. 2 top plan view thereof;
FIG. 3 is front side view thereof (the rear side view being identical);
FIG. 4 is right side view thereof (the left side view being identical); and,
FIG. 5 is cross sectional view taken along line 5-5 of FIG. 2.
The broken dash line hatching shown in the cross sectional view of FIG. 5 does not form any part of the claimed invention.

1 Claim, 3 Drawing Sheets



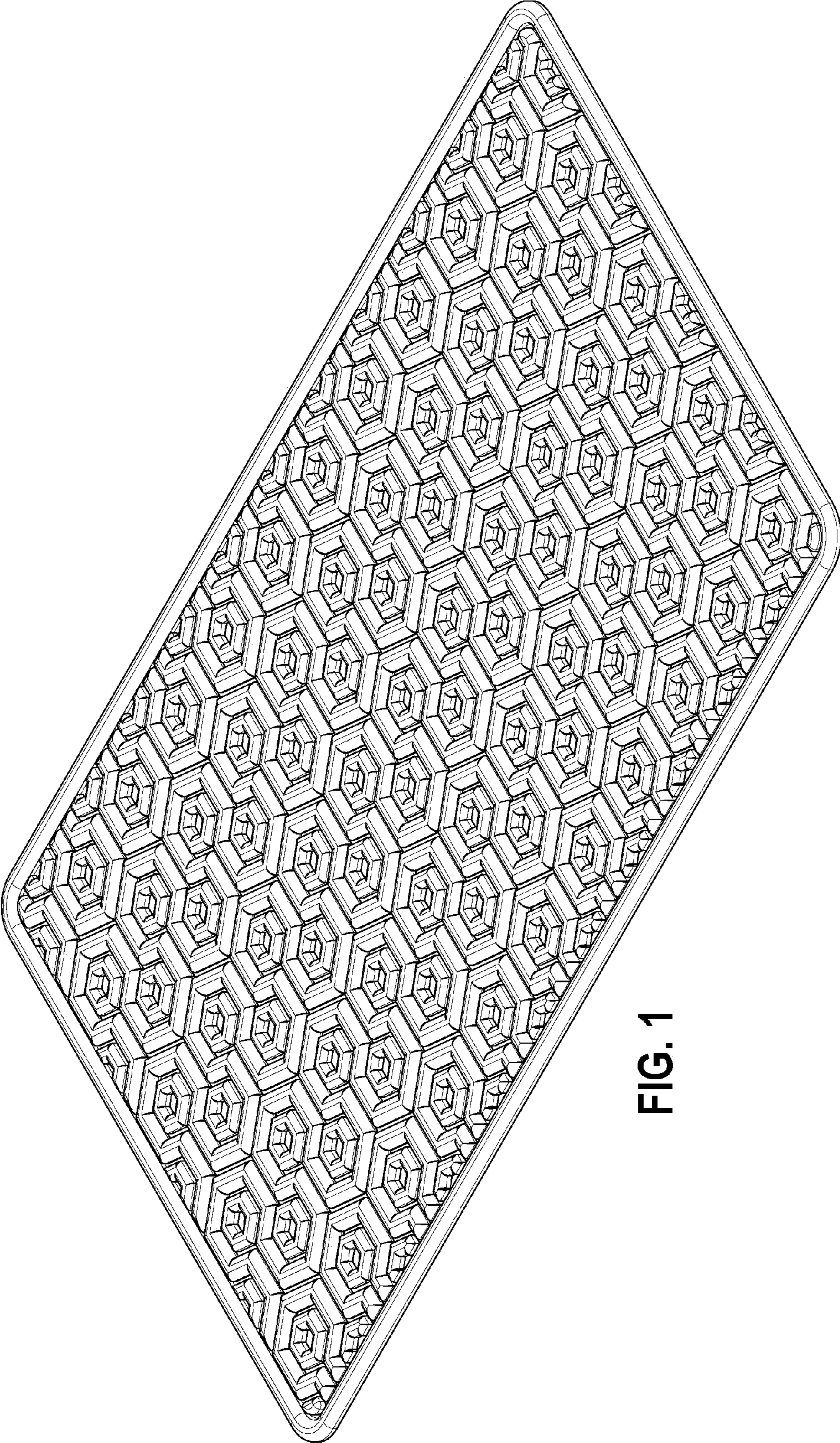


FIG. 1




FIG. 2



FIG. 3



FIG. 4



FIG. 5