



US00D775570S

(12) **United States Design Patent** (10) **Patent No.:** **US D775,570 S**
Henry (45) **Date of Patent:** **** Jan. 3, 2017**

(54) **EXTERIOR AUTOMOBILE PANEL**

(71) Applicant: **DSH Designs, LLC**, Hayden, ID (US)

(72) Inventor: **D. Sean Henry**, Hayden, ID (US)

(73) Assignee: **DSH Designs LLC**, Hayden, ID (US)

(**) Term: **15 Years**

(21) Appl. No.: **29/534,448**

(22) Filed: **Jul. 28, 2015**

(51) **LOC (10) Cl.** **12-16**

(52) **U.S. Cl.**
USPC **D12/196**

(58) **Field of Classification Search**
USPC D12/163, 164, 171, 173, 181, 183, 192,
D12/196-197, 401, 404, 406, 408,
D12/412, 414-414.1
CPC B60J 1/17; B60J 5/0402; B60J 5/0419;
B60J 10/25; B60J 10/27; B60J
10/76; B60J 10/84; B60J 1/004; B60J
3/04; B60J 5/00; B60J 5/0411; B60J
5/0426; B60J 5/0463; B60J 5/103; B60J
5/105; B60J 7/043; B60J 7/057
See application file for complete search history.

(56) **References Cited**

U.S. PATENT DOCUMENTS

D250,014 S	*	10/1978	Jensen	296/50
D291,676 S	*	9/1987	Noble	D12/405
D295,278 S	*	4/1988	Smith	D12/196
D297,921 S	*	10/1988	Holder	D12/412
D298,817 S	*	12/1988	Hamilton	D12/221
D319,610 S	*	9/1991	Janke	D12/401
5,072,658 A	*	12/1991	Bogage	F24F 9/00 454/188
D327,465 S	*	6/1992	Word	D12/196
D333,117 S	*	2/1993	Hamilton	D12/401
D335,849 S	*	5/1993	Hamilton	D12/401

D342,470 S	*	12/1993	Lomax, Jr.	D12/405
D351,580 S	*	10/1994	Montgomery	D12/181
D372,015 S	*	7/1996	Pinkham	D12/406
D373,986 S	*	9/1996	Hamilton	D12/401
D375,068 S	*	10/1996	Lund	D12/183
D388,385 S	*	12/1997	Protz, Sr.	D12/167
5,768,826 A	*	6/1998	Wilcher	B60J 1/17 49/31
D404,706 S	*	1/1999	Hamilton	D12/401
D408,781 S	*	4/1999	Gordon	D12/401
D412,880 S	*	8/1999	Sadr	D12/192
D432,074 S	*	10/2000	Harris	D12/404
D442,911 S	*	5/2001	Essig	D12/404

(Continued)

OTHER PUBLICATIONS

<https://www.facebook.com/jkskinz>—Earliest publication of Apr. 1, 2015.*

(Continued)

Primary Examiner — Manpreet Matharu
Assistant Examiner — Mojtaba Tehrani
(74) *Attorney, Agent, or Firm* — John Chandler

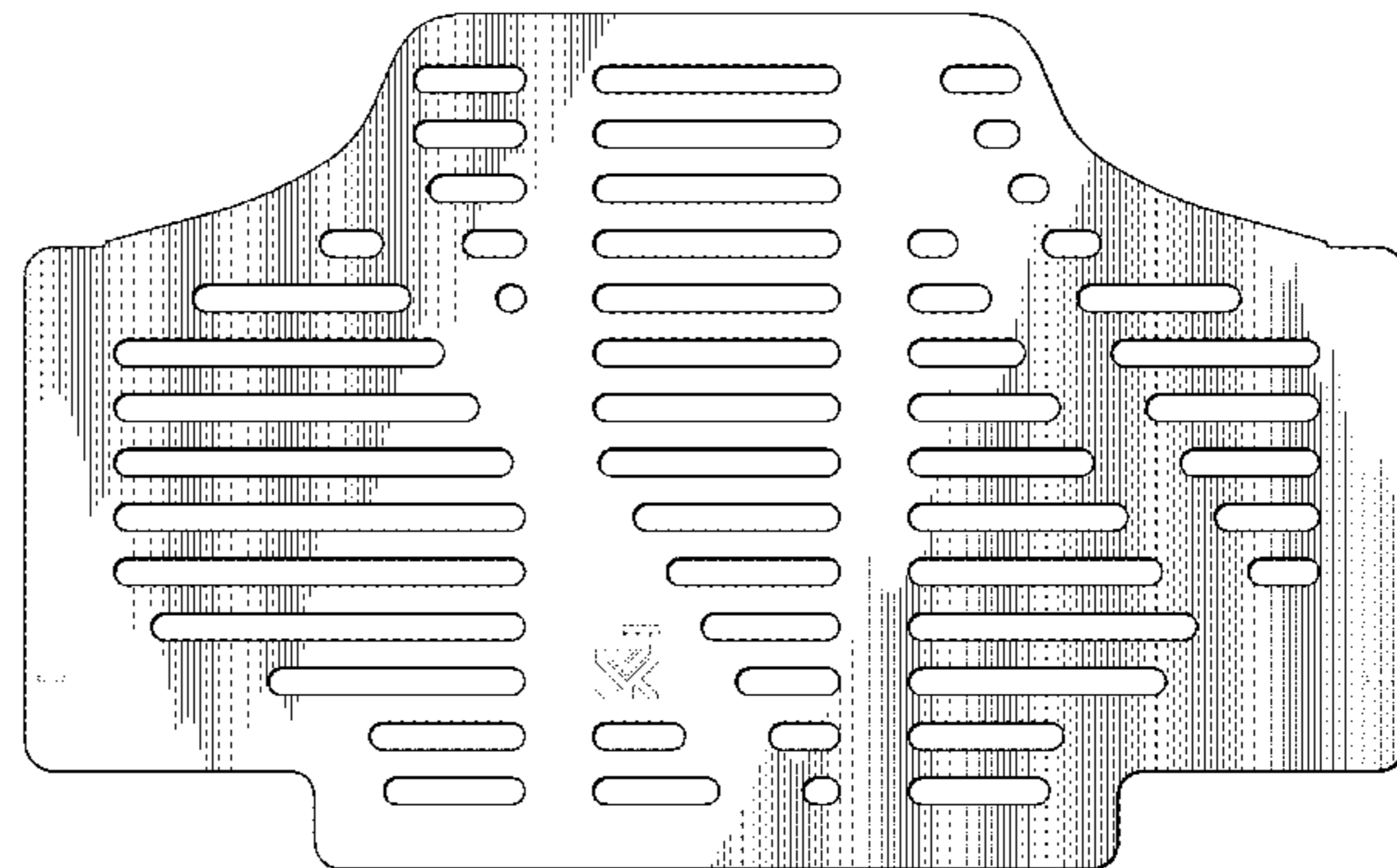
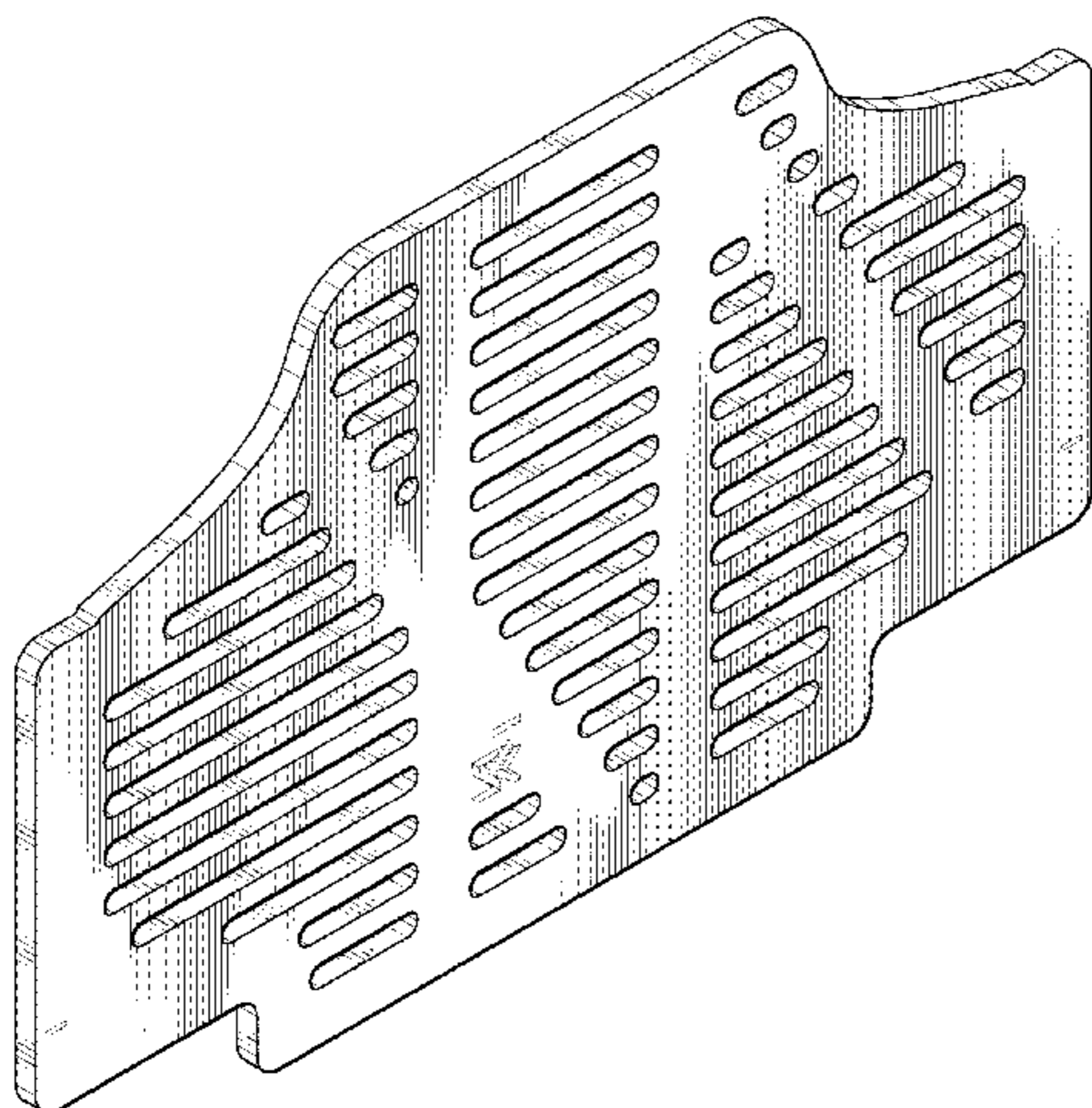
(57) **CLAIM**

The ornamental design for an exterior automobile panel, as shown and described.

DESCRIPTION

FIG. 1 is a perspective view of an exterior automobile panel showing my new design;
FIG. 2 is a left side view thereof;
FIG. 3 is a right side view thereof;
FIG. 4 is a top view thereof;
FIG. 5 is a bottom view thereof;
FIG. 6 is a front view of the panel design; and,
FIG. 7 is a rear view thereof.
The broken line in the figure drawings represents unclaimed environment only and forms no part of the claimed design.

1 Claim, 4 Drawing Sheets



(56)

References Cited

U.S. PATENT DOCUMENTS

D470,451	S	*	2/2003	Bushart	D12/412
D485,528	S	*	1/2004	Gray	D12/401
D488,756	S	*	4/2004	Gough	D12/196
D488,757	S	*	4/2004	Gough	D12/196
D511,132	S	*	11/2005	Stover	D12/401
D512,947	S	*	12/2005	Buerlein	D12/196
D530,260	S	*	10/2006	Ma	D12/401
D573,067	S	*	7/2008	Ho	D12/163
D593,926	S	*	6/2009	Buck	D12/404
D647,025	S	*	10/2011	Kennedy	D12/406
D672,705	S	*	12/2012	Kennedy	D12/412
D736,690	S	*	8/2015	Bennett	D12/401
D748,038	S	*	1/2016	Bennett	D12/404
D756,859	S	*	5/2016	Malina	D12/167

OTHER PUBLICATIONS

<https://www.youtube.com/watch?v=M3k49Tx1Lqg>—Published on May 8, 2015.*

* cited by examiner

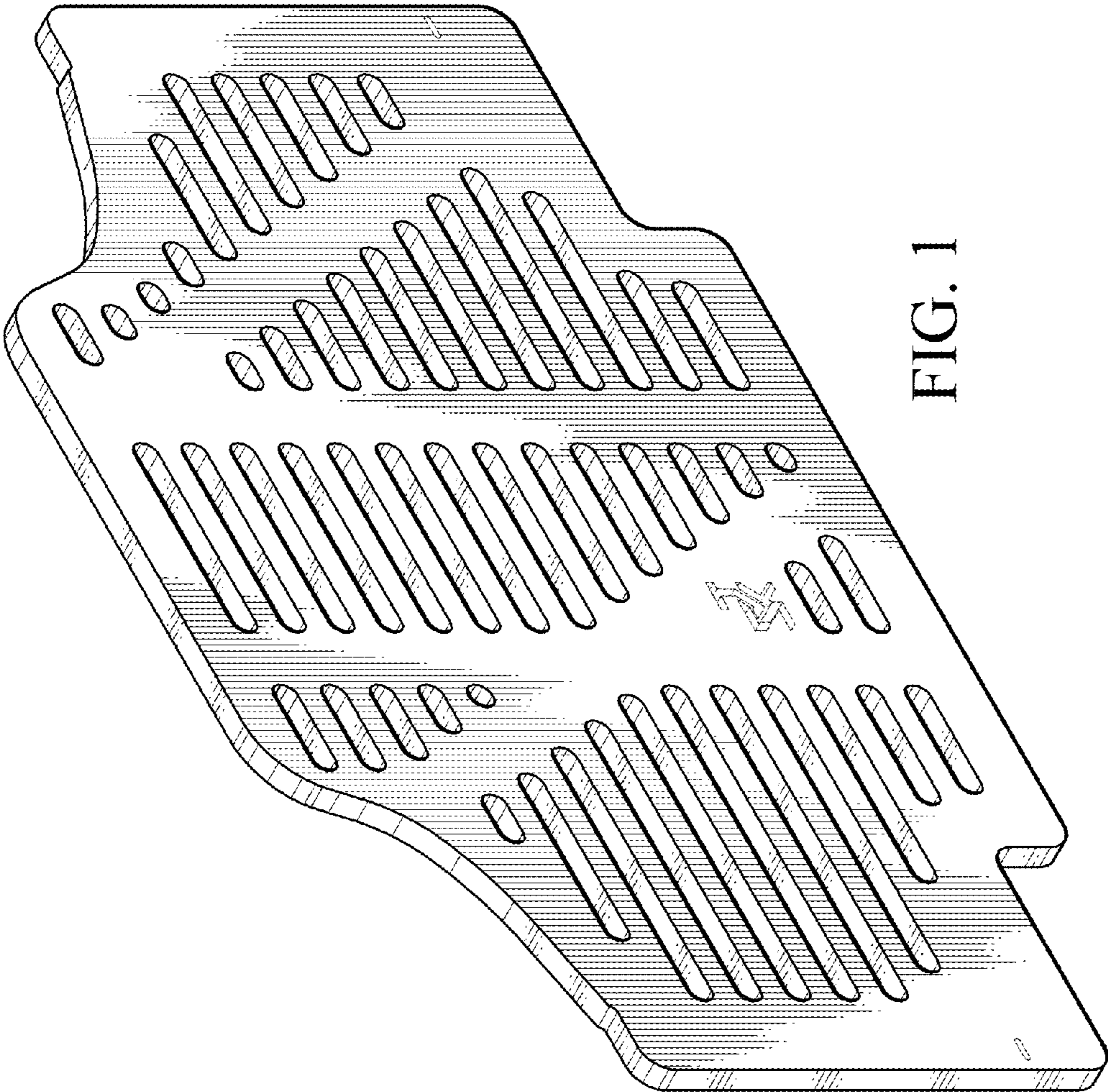


FIG. 1

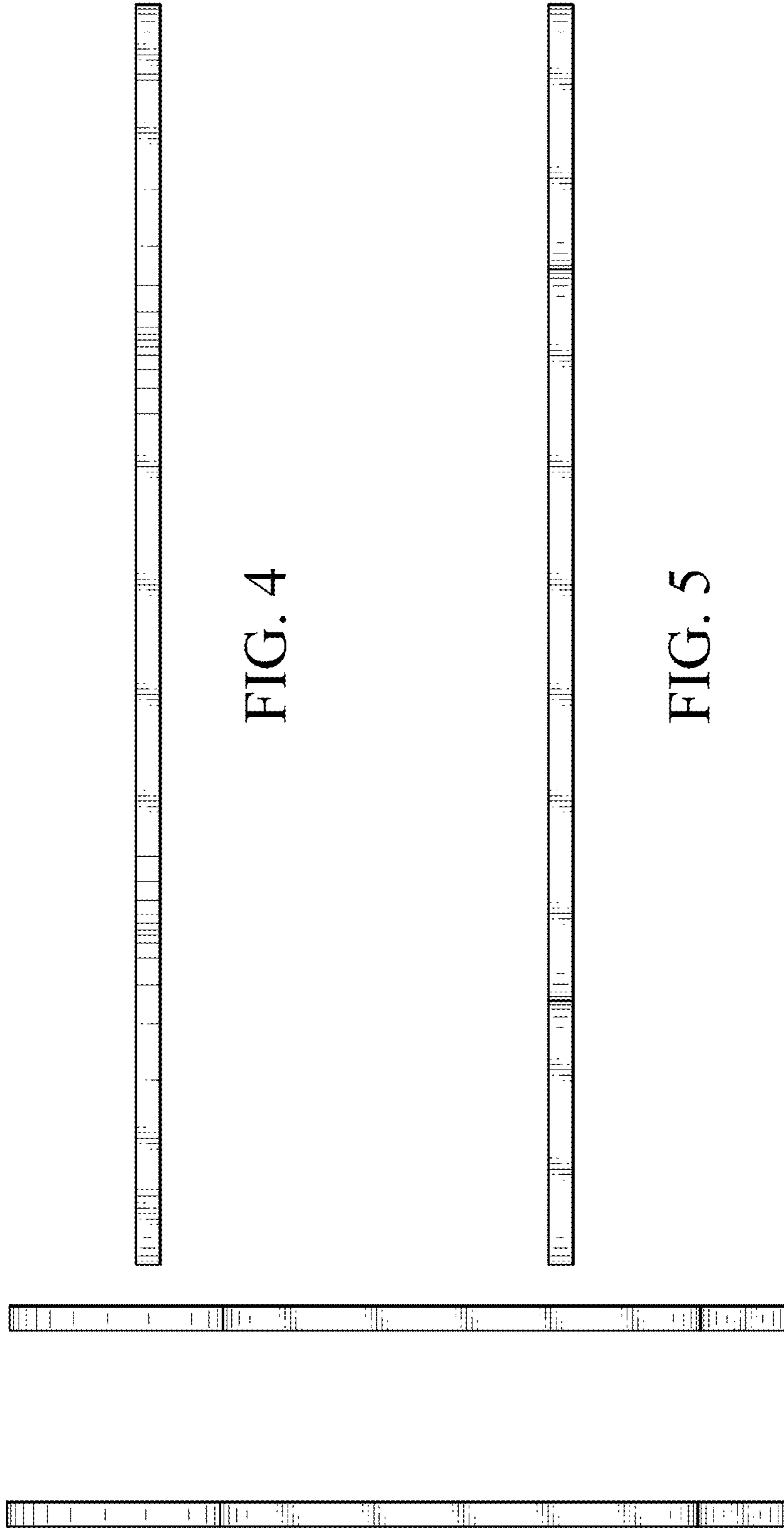


FIG. 4

FIG. 5

FIG. 2 FIG. 3

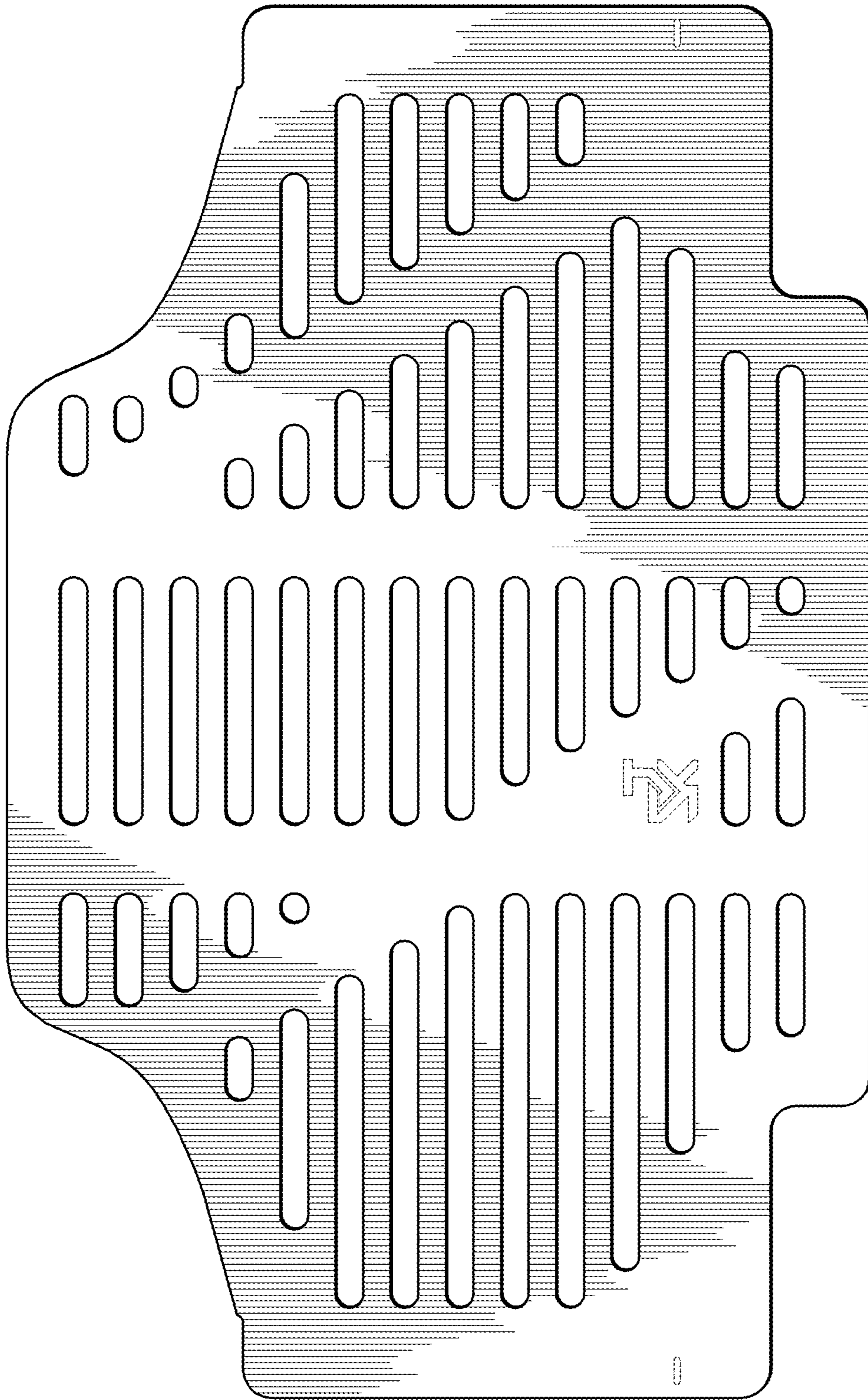


FIG. 6

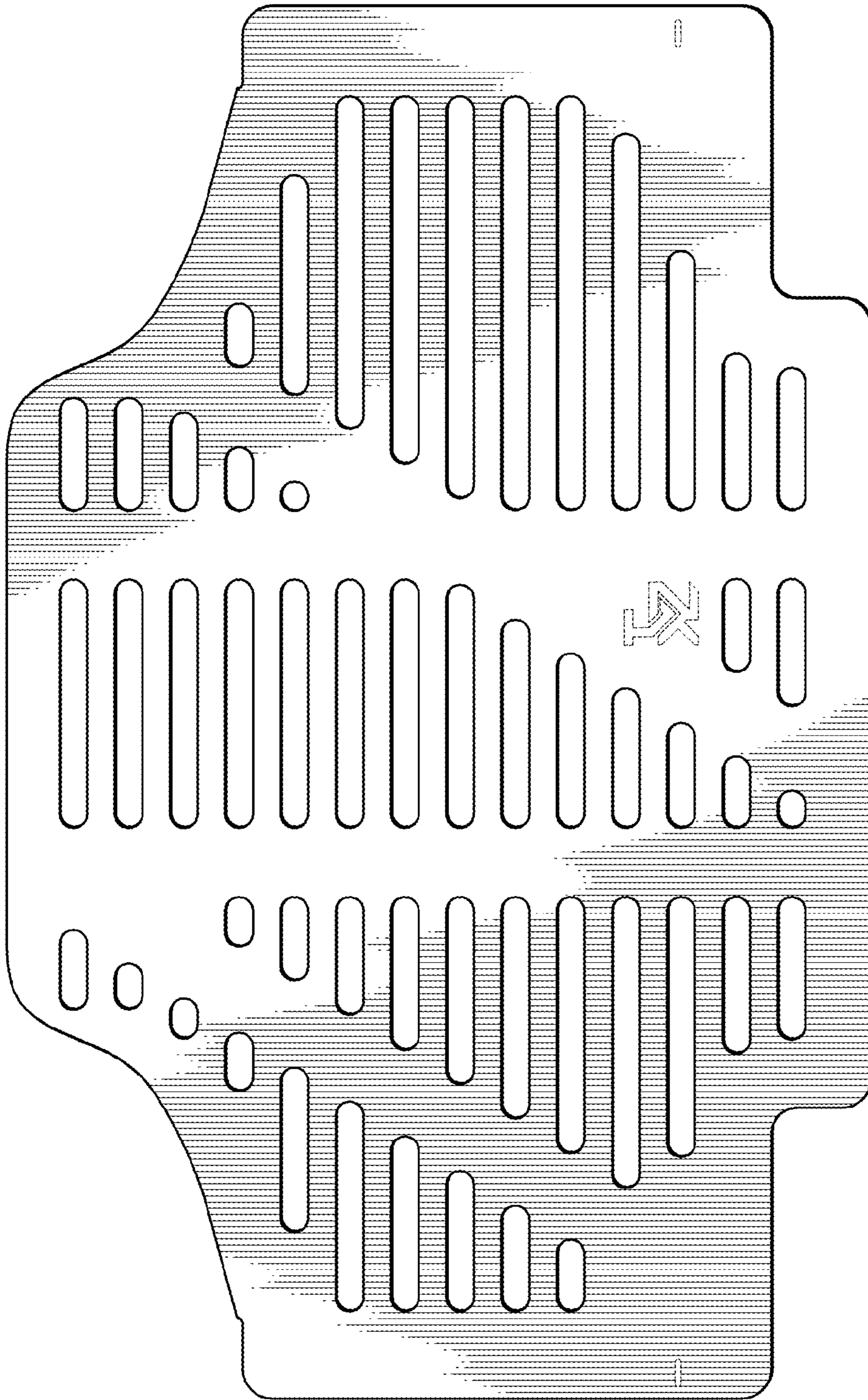


FIG. 7