



US00D775558S

(12) **United States Design Patent** (10) **Patent No.:** **US D775,558 S**
Varga (45) **Date of Patent:** **** Jan. 3, 2017**

(54) **FRONT BUMPER UNIT FOR MOTOR VEHICLE**

(71) Applicant: **Dr. Ing. h.c. F. Porsche Aktiengesellschaft, Stuttgart (DE)**

(72) Inventor: **Peter Varga, Pforzheim (DE)**

(73) Assignee: **Dr. Ing. h.c. F. Porsche Aktiengesellschaft, Stuttgart (DE)**

(**) Term: **15 Years**

(21) Appl. No.: **29/529,044**

(22) Filed: **Jun. 3, 2015**

(30) **Foreign Application Priority Data**

Dec. 4, 2014 (DE) 40 2014 101 167

(51) **LOC (10) Cl.** **12-16**

(52) **U.S. Cl.**
USPC **D12/169**

(58) **Field of Classification Search**
USPC D12/86, 90, 91, 92, 163, 164, 169, 171,
D12/196, 216; 180/68.4, 68.6; 293/102,
293/112, /113, 115, 117, 120; 296/180.1,
296/180.2
CPC B60R 19/02; B60R 19/18; B60R 19/24;
B60R 19/56; B60R 2019/007

See application file for complete search history.

(56) **References Cited**

U.S. PATENT DOCUMENTS

D659,606 S	5/2012	Varga	
D659,607 S	5/2012	Robinson	
D680,474 S	4/2013	Scheinhutte	
D688,988 S	9/2013	Varga	
D695,161 S	12/2013	Scheinhutte	
D708,997 S *	7/2014	Koizumi D12/169
D740,729 S *	10/2015	Yamamoto D12/169
D749,999 S *	2/2016	Curic D12/169
D760,127 S *	6/2016	Yamamoto D12/169

* cited by examiner

Primary Examiner — Melody N Brown

(74) *Attorney, Agent, or Firm* — RatnerPrestia

(57) **CLAIM**

The ornamental design for a front bumper unit for motor vehicle, as shown and described.

DESCRIPTION

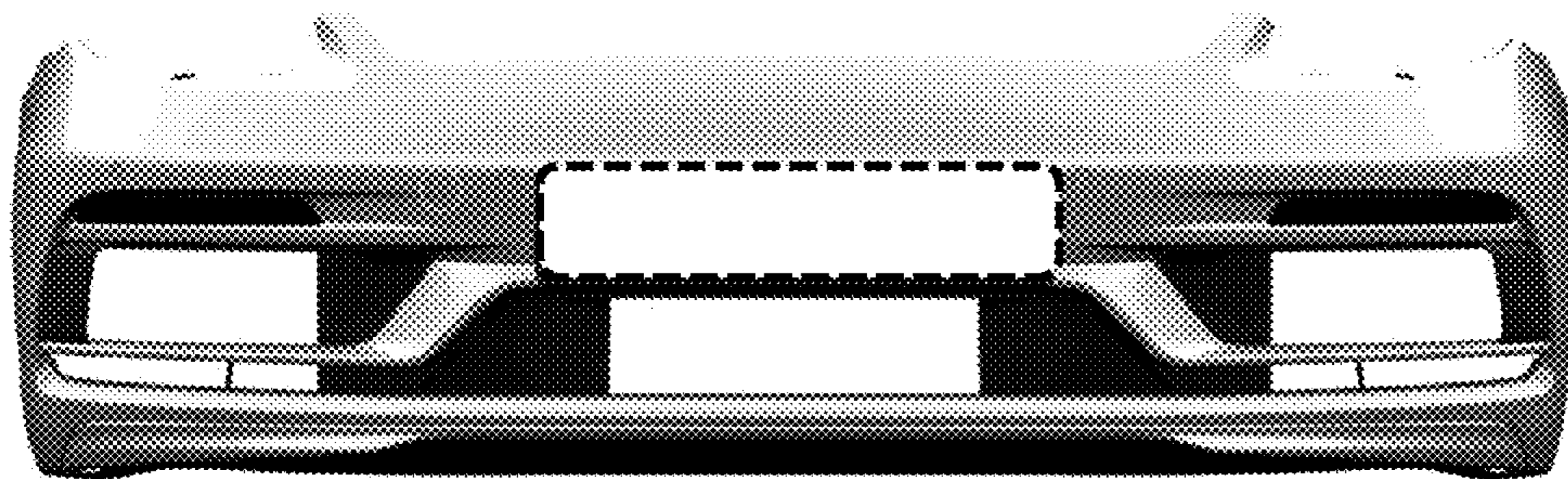
FIG. 1 is a perspective view of a front bumper unit for motor vehicle;

FIG. 2 is a front elevation view thereof;

FIG. 3 is an elevation view thereof from the left side; and, FIG. 4 is an elevation view thereof from the right side.

The broken line showing of the front bumper unit for motor vehicle is for the purpose of illustrating portions of the front bumper unit for motor vehicle and forms no part of the claimed design.

1 Claim, 2 Drawing Sheets






Figure 1

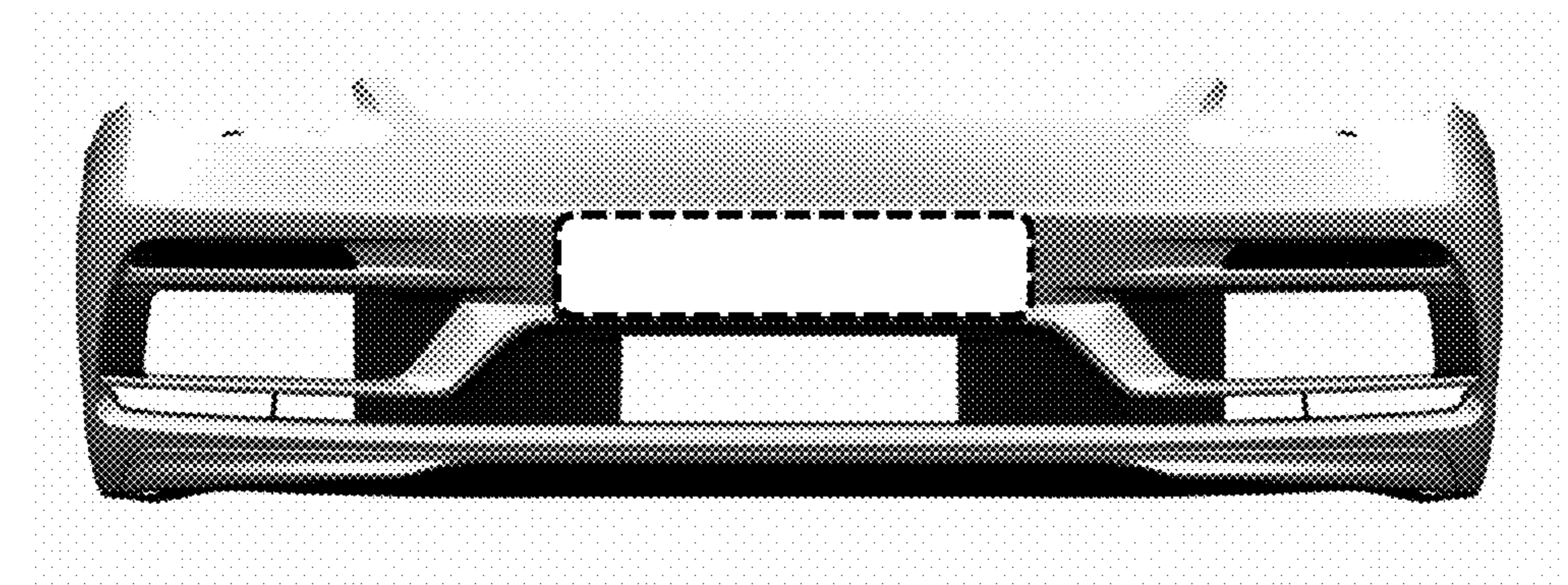


Figure 2




Figure 3




Figure 4