



US00D775542S

(12) **United States Design Patent**
Phillips et al.

(10) **Patent No.:** **US D775,542 S**
(45) **Date of Patent:** **** Jan. 3, 2017**

(54) **SENSOR MODULE**

FOREIGN PATENT DOCUMENTS

(71) Applicant: **Samsung Electronics Co., Ltd.**,
Suwon-si (KR)
(72) Inventors: **Sheldon George Phillips**, Glendale, CA
(US); **Frank Nuovo**, Los Angeles, CA
(US); **Joseph J Kopp, Jr.**, Fairfield,
CA (US); **Tom Torfs**, Kraainem (BE);
Lindsay Brown, Mierlo (NL); **Seulki
Lee**, Eindhoven (NL); **Eva C. Wentink**,
Eindhoven (NL)

WO 2013022911 A1 2/2013
WO 2013148753 A1 10/2013
WO 2014039567 A1 3/2014

(73) Assignee: **SAMSUNG ELECTRONICS CO.,
LTD.**, Suwon-Si (KR)

OTHER PUBLICATIONS

Devices Worn on the Wrist, Vandrico Inc, [http://vandrico.com/
device-categories/location/wrist](http://vandrico.com/device-categories/location/wrist) (pp. 1-14) (accessed Nov. 14,
2014).

(**) Term: **15 Years**

(Continued)

(21) Appl. No.: **29/528,113**

Primary Examiner — Antoine D Davis

(22) Filed: **May 26, 2015**
Related U.S. Application Data

(74) *Attorney, Agent, or Firm* — McAndrews Held &
Malloy, Ltd.

(63) Continuation of application No. 29/491,648, filed on
May 22, 2014, now Pat. No. Des. 730,219.

(51) **LOC (10) Cl.** **10-04**

(57) **CLAIM**

(52) **U.S. Cl.**
USPC **D10/103; D11/3**

The ornamental design for a sensor module, as shown and
described.

(58) **Field of Classification Search**
USPC D10/30–39, 65, 70, 78, 97, 98, 103; D11/3;
D13/173–177; D14/138 R, 203.5,
D14/247, 338–340, 344, 346, 347;
D24/167, D24/168
CPC G04B 19/00–19/34; G04B 21/12;
G04B 23/12; G04B 37/00–37/228; G04B
47/00–47/068; G01C 17/00; G01C
21/00–21/3697; G01C 22/00–22/025;

DESCRIPTION

(Continued)

(56) **References Cited**


FIG. 1 is a top left front perspective view of a sensor module
showing our new design;
FIG. 2 is a rear elevation view thereof;
FIG. 3 is a front elevation view thereof;
FIG. 4 is a right side elevation view thereof;
FIG. 5 is a left side elevation view thereof;
FIG. 6 is a top plan view thereof;
FIG. 7 is a bottom plan view thereof; and,
FIG. 8 is a bottom right rear perspective view thereof.
The even length dashed broken lines illustrate portions of
the sensor module that form no part of the claimed design.
Any views of the sensor module that are not shown in the
figures form no part of the claimed design.

U.S. PATENT DOCUMENTS

D299,718 S 2/1989 Steer et al.
D305,422 S 1/1990 Steer et al.
D331,020 S 11/1992 Ishii et al.

(Continued)

1 Claim, 5 Drawing Sheets



- (58) **Field of Classification Search**
 CPC G01C 23/00; G06F 19/3481; G06F
 3/00–3/027
 See application file for complete search history.

(56) **References Cited**

U.S. PATENT DOCUMENTS

5,795,300	A	8/1998	Bryars	
D455,093	S	4/2002	Fitzgerald	
D528,439	S	9/2006	Burton	
D528,928	S	9/2006	Burton	
D536,265	S	2/2007	Reynoso	
D538,687	S	3/2007	Komulainen	
D549,602	S	8/2007	Oberrieder	
D550,105	S	9/2007	Oberrieder	
D560,520	S	1/2008	Oberrieder	
D569,282	S	5/2008	Daniel	
D573,905	S	7/2008	Poirier	
7,618,260	B2	11/2009	Daniel et al.	
D610,476	S	2/2010	Daniel	
D645,360	S	9/2011	Kiser	
8,280,681	B2	10/2012	Vock et al.	
D670,583	S	11/2012	Shaanan	
D672,667	S	12/2012	Mix	
8,412,317	B2	4/2013	Mazar	
8,618,930	B2	12/2013	Papadopoulos et al.	
D721,701	S *	1/2015	Al-Nasser	D14/344
D726,052	S *	4/2015	Henning	D10/70
D729,646	S *	5/2015	Phillips	D10/103
D729,648	S *	5/2015	Phillips	D10/103
D729,649	S *	5/2015	Phillips	D10/103
D729,650	S *	5/2015	Phillips	D10/32

D729,651	S *	5/2015	Nuovo	D10/32
D729,652	S *	5/2015	Nuovo	D10/32
D729,653	S *	5/2015	Nuovo	D10/103
D729,654	S *	5/2015	Nuovo	D10/103
D729,670	S *	5/2015	Nuovo	D10/103
D729,671	S *	5/2015	Nuovo	D10/103
D730,347	S *	5/2015	Jung	D14/344
D736,205	S *	8/2015	Park	D14/138 R
D736,652	S *	8/2015	Isaacs	D10/32
D740,693	S *	10/2015	Carmichael	D10/32
D741,855	S *	10/2015	Park	D14/344
2009/0306485	A1	12/2009	Bell	
2010/0178722	A1	7/2010	de Graff et al.	
2011/0213255	A1	9/2011	Finburgh et al.	
2011/0288382	A1	11/2011	Finburgh et al.	
2012/0071731	A1	3/2012	Gottesman	
2012/0245464	A1	9/2012	Tran	
2013/0079693	A1	3/2013	Ranky et al.	
2013/0317333	A1	11/2013	Yang et al.	
2014/0078694	A1	3/2014	Wissmar	
2014/0107493	A1	4/2014	Yuen et al.	

OTHER PUBLICATIONS

Devices Used for Lifestyle, Vandrico Inc., <http://vandrico.com/device-categories/application/lifestyle> (pp. 1-22) (accessed Nov. 14, 2014).

Yoo, Jerald, et al., A 5.2 mW Self-Configured Wearable Body Sensor Network Controller and a 12µW Wirelessly Powered Sensor for a Continuous Health Monitoring System, IEEE Journal of Solid-State Circuits, vol. 45, No. 1, (pp. 178-188), Jan. 2010.

* cited by examiner

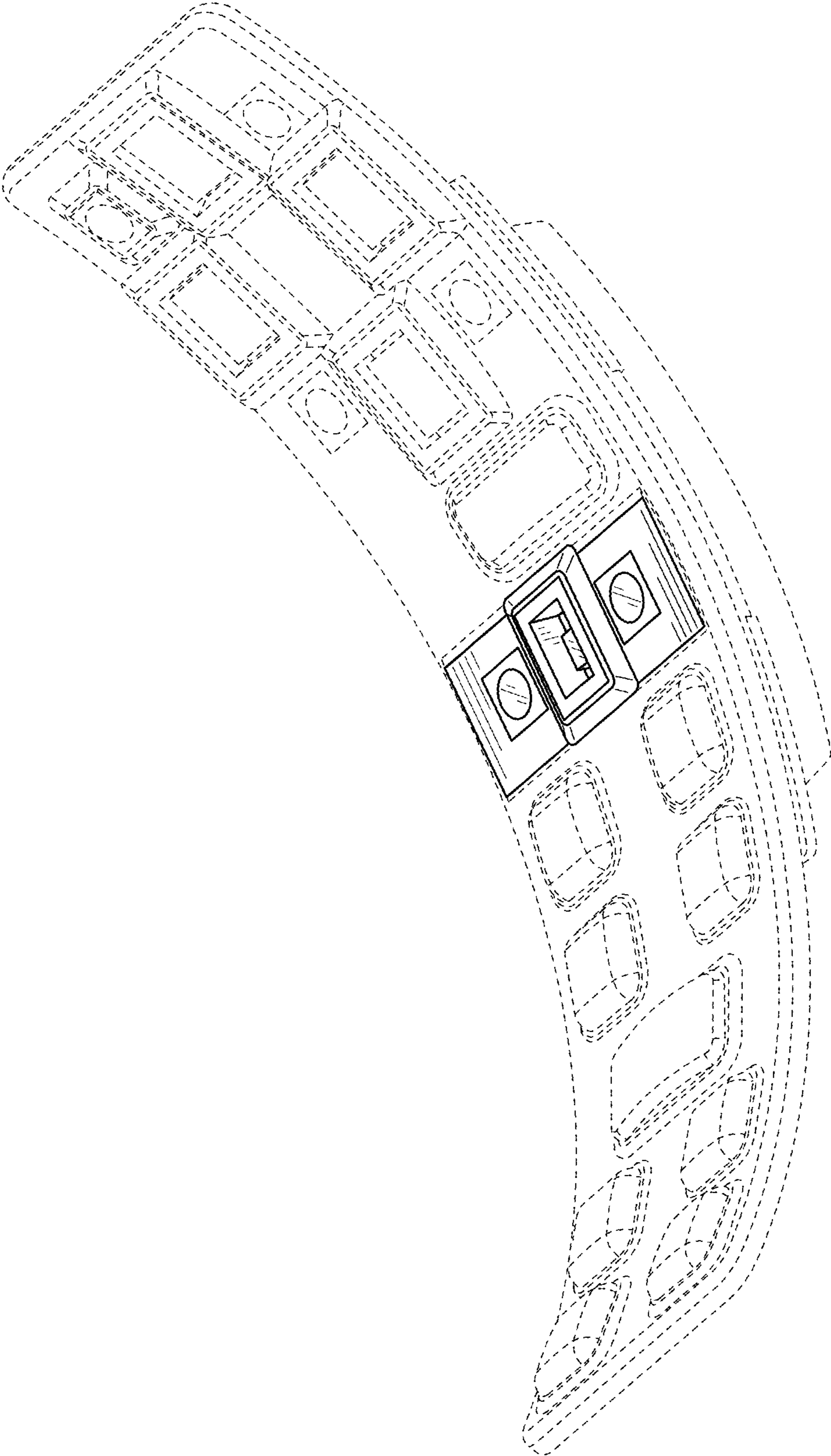


FIG. 1

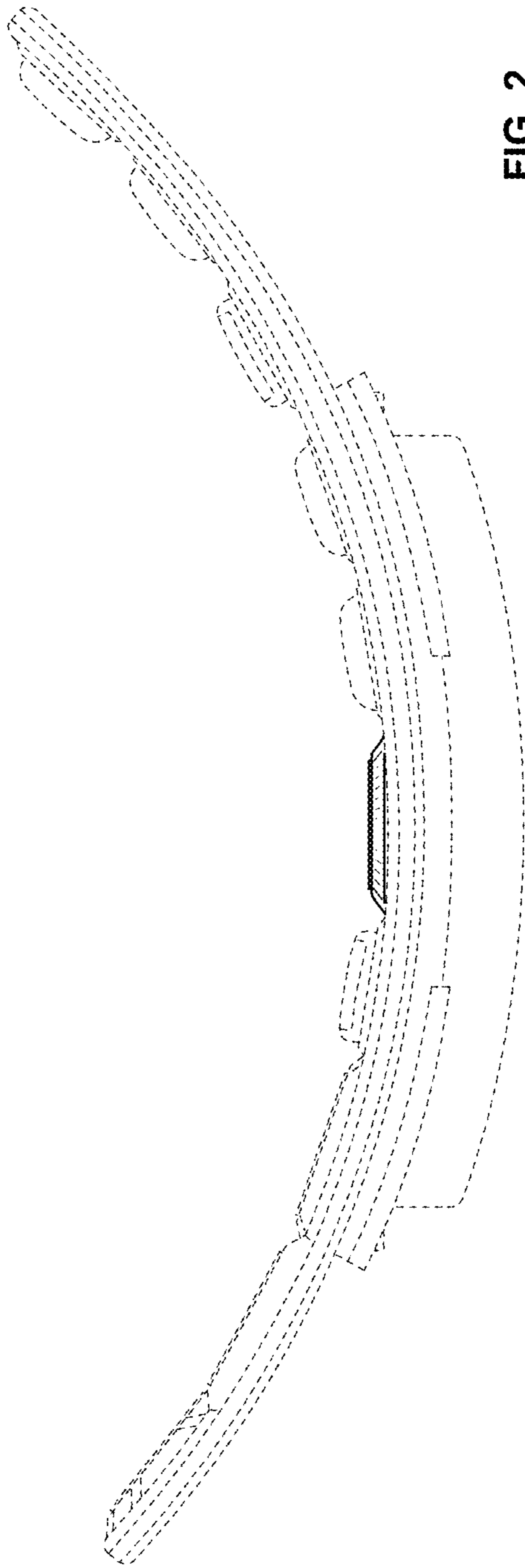


FIG. 2

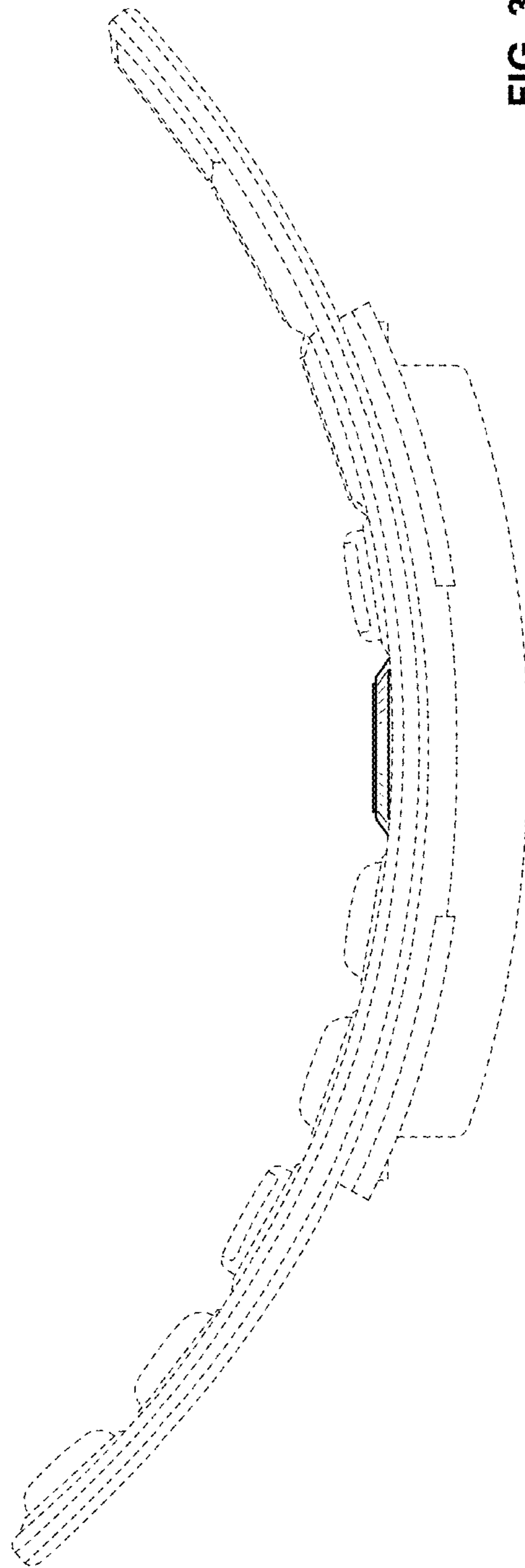


FIG. 3

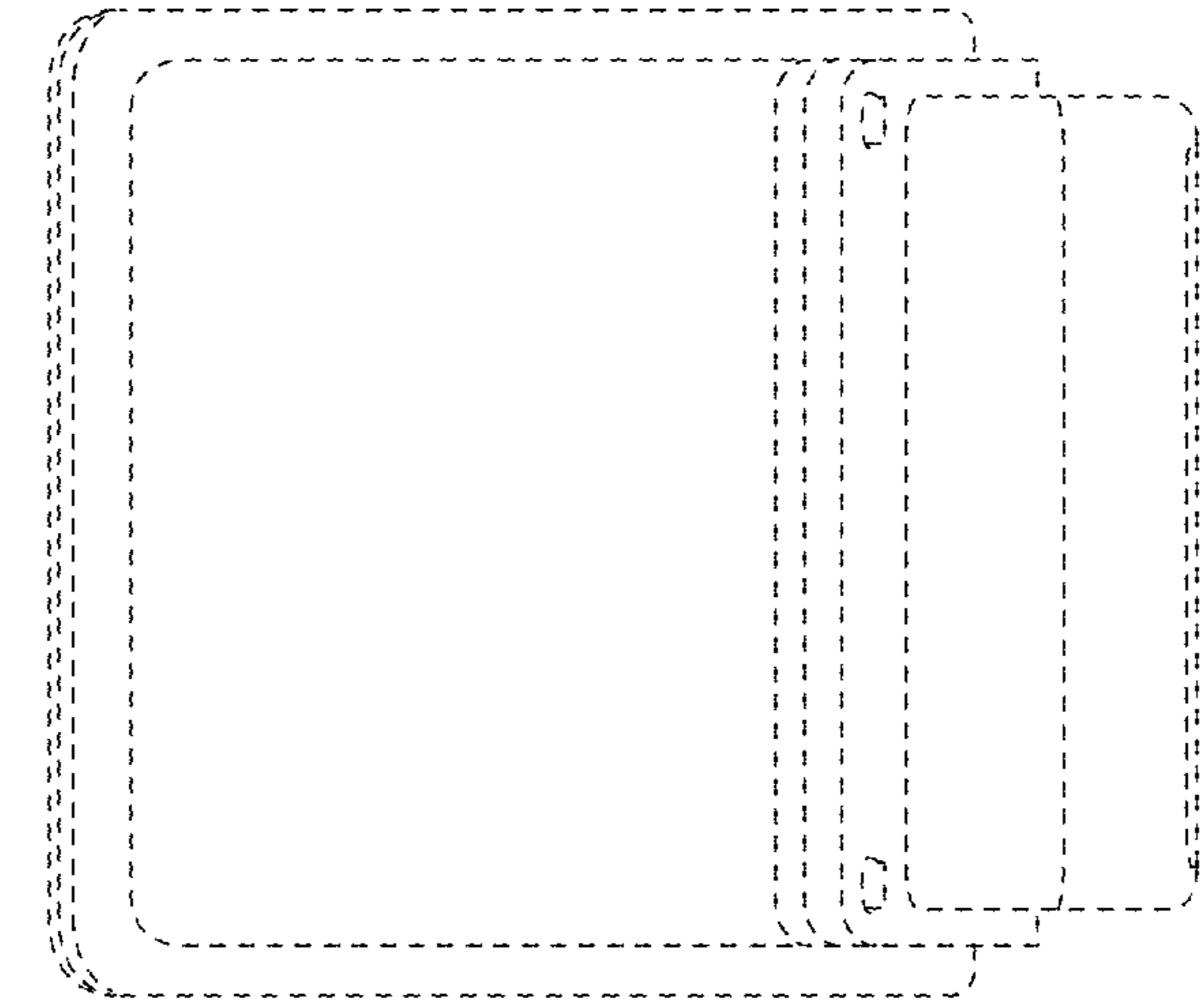


FIG. 5

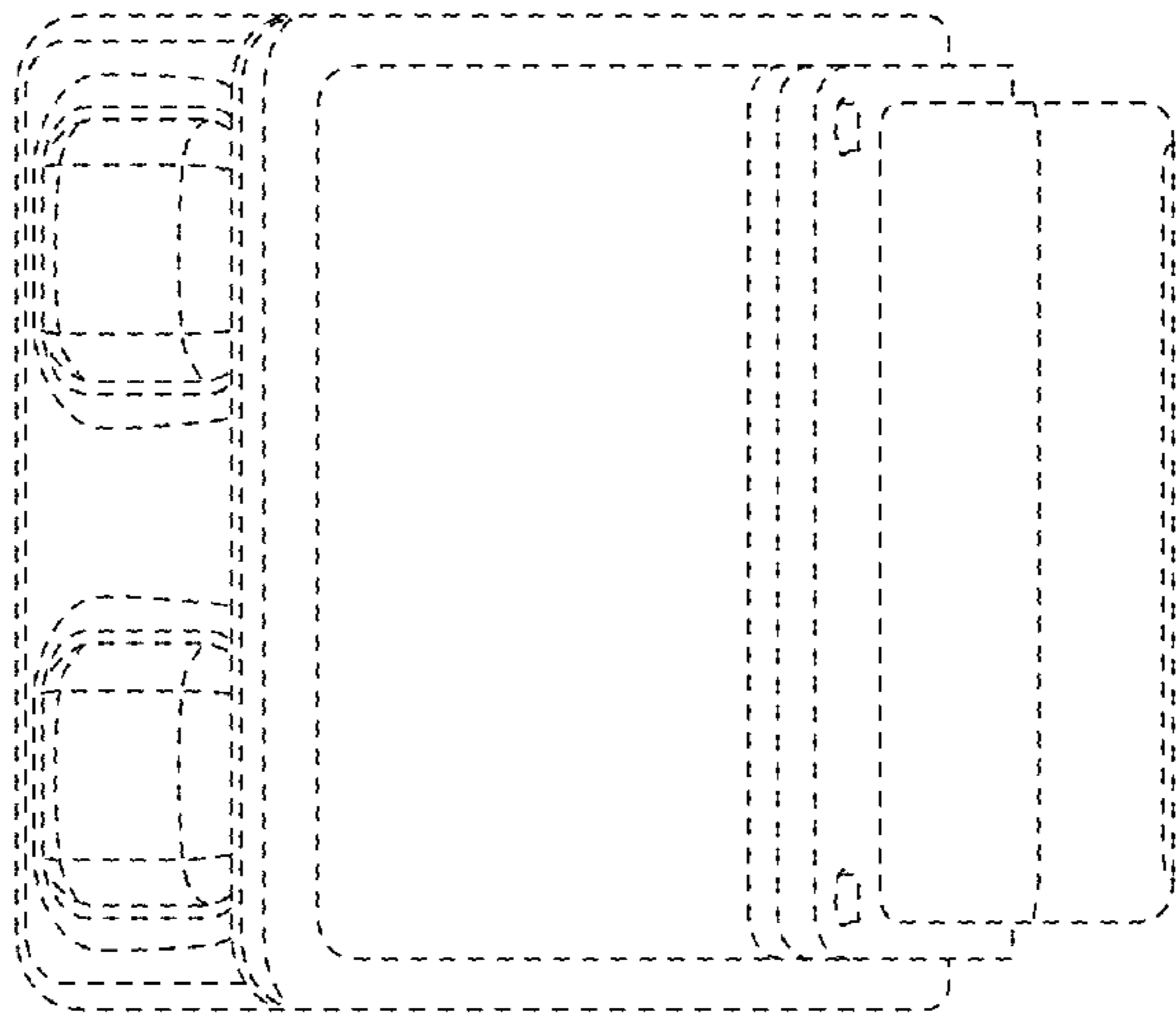


FIG. 4

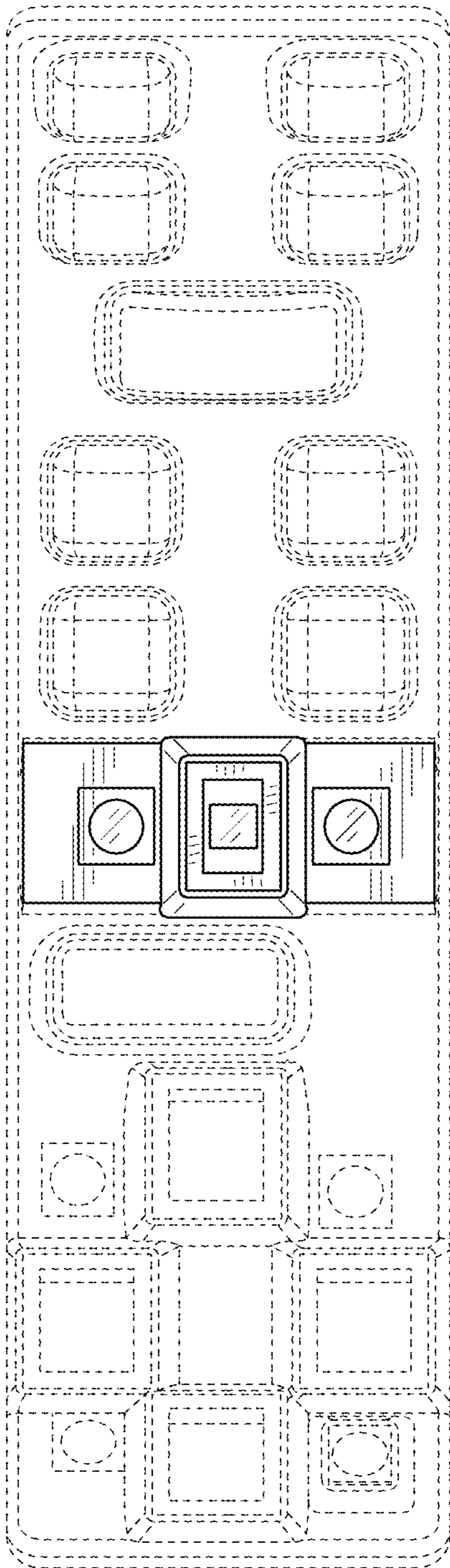


FIG. 6




FIG. 7

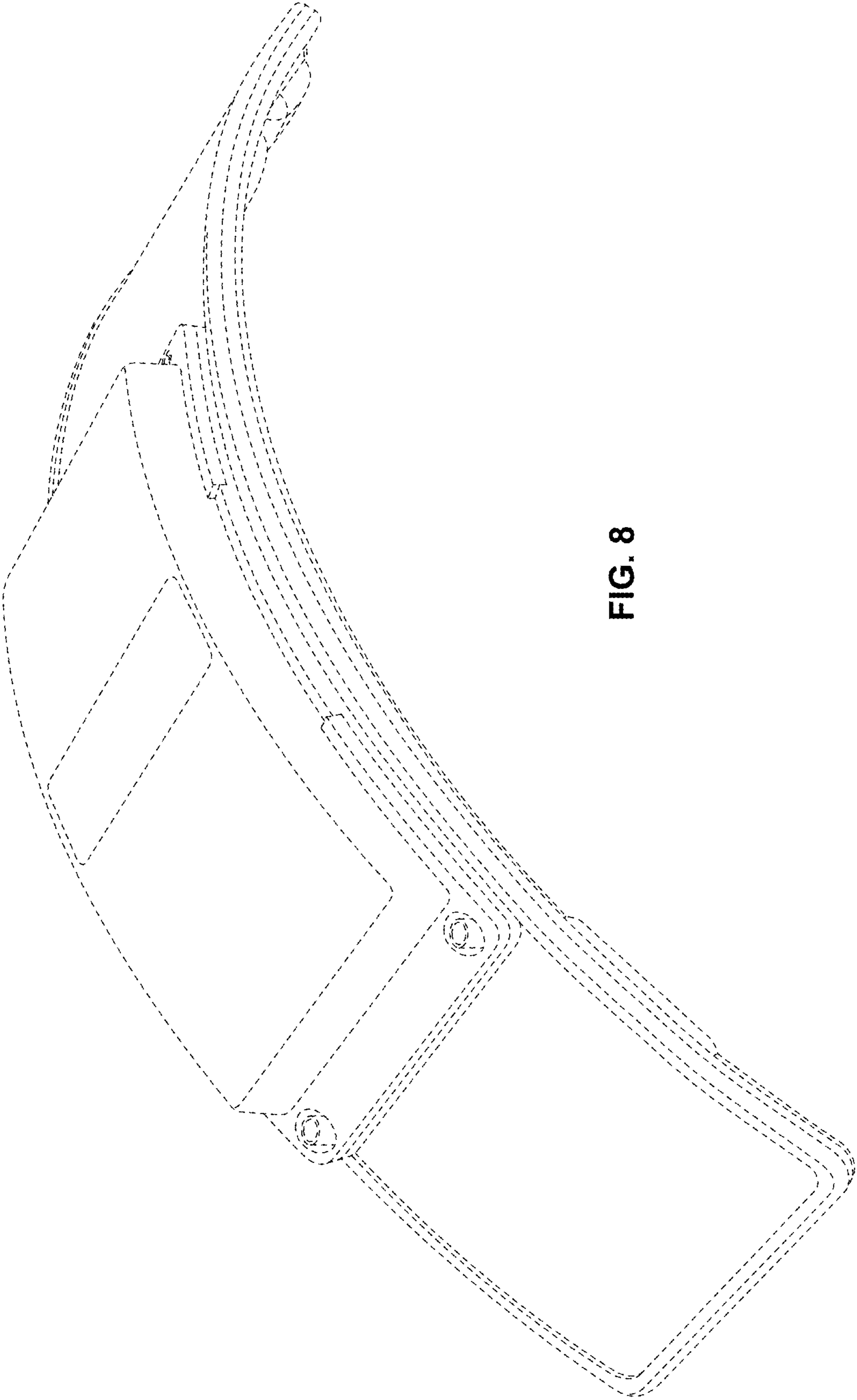


FIG. 8