



US00D775531S

(12) **United States Design Patent**
Ouyang

(10) **Patent No.:** **US D775,531 S**

(45) **Date of Patent:** **** Jan. 3, 2017**

(54) **BOTTLE WITH SKELETAL FORM**

(71) Applicant: **Notaboo Corp.,** Winnipeg (CA)

(72) Inventor: **Jin Ouyang,** Winnipeg (CA)

(73) Assignee: **NOTABOO CORP.,** Winnipeg,
Manitoba (CA)

(**) Term: **15 Years**

(21) Appl. No.: **29/528,944**

(22) Filed: **Jun. 2, 2015**

(51) **LOC (10) Cl.** **09-01**

(52) **U.S. Cl.**
USPC **D9/614; D9/617**

(58) **Field of Classification Search**
USPC .. D9/600-601, 614-629, 434-454; 206/457,
206/494, 459.5, 527, 540, 890; 229/116.1;
446/77; 215/381-384, 400; D7/514-517,
D7/539, 544, 571, 579, 604, 613,
D7/619.2, 628-630, 391-392.1; D21/622
CPC B65D 67/00; B65D 81/36; B65D 81/60;
B65D 81/368; B65D 2203/00; B65D
2203/02; B65D 51/245; B65D
81/365; B65D 81/366; A63H 33/16
See application file for complete search history.

(56) **References Cited**

U.S. PATENT DOCUMENTS

D53,614 S * 7/1919 Rustant D9/614
D420,853 S * 2/2000 Bissell, Sr. D21/622

D423,289 S * 4/2000 Bissell, Sr. D21/622
D431,463 S * 10/2000 Gallart D9/620
D460,354 S * 7/2002 Goldiner D9/626
D572,085 S * 7/2008 Martin D7/514
D719,406 S * 12/2014 Mason D7/517

* cited by examiner

Primary Examiner — Sandra Morris

(74) *Attorney, Agent, or Firm* — Kyle R. Satterthwaite;
Ryan W. Dupuis; Ade & Company Inc.

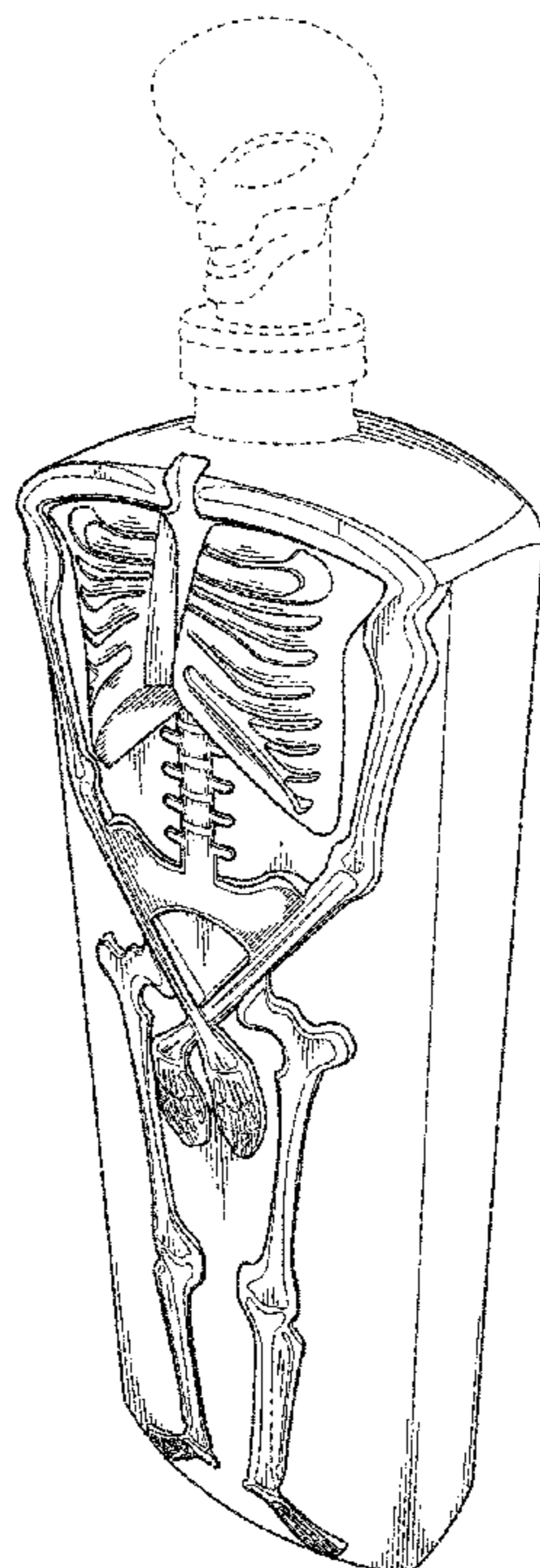
(57) **CLAIM**

The ornamental design for a bottle with skeletal form, as shown and described.

DESCRIPTION

FIG. 1 is a front left perspective view of the bottle with skeletal form;
FIG. 2 is a front right perspective view of the bottle with skeletal form;
FIG. 3 is a front view of the bottle with skeletal form;
FIG. 4 is a left side view of the bottle with skeletal form;
FIG. 5 is a right side view of the bottle with skeletal form;
FIG. 6 is a rear view of the bottle with skeletal form; and,
FIG. 7 is a top view of the bottle with skeletal form.
Portions of the bottle shown in broken lines, form no part of the claimed design.

1 Claim, 5 Drawing Sheets



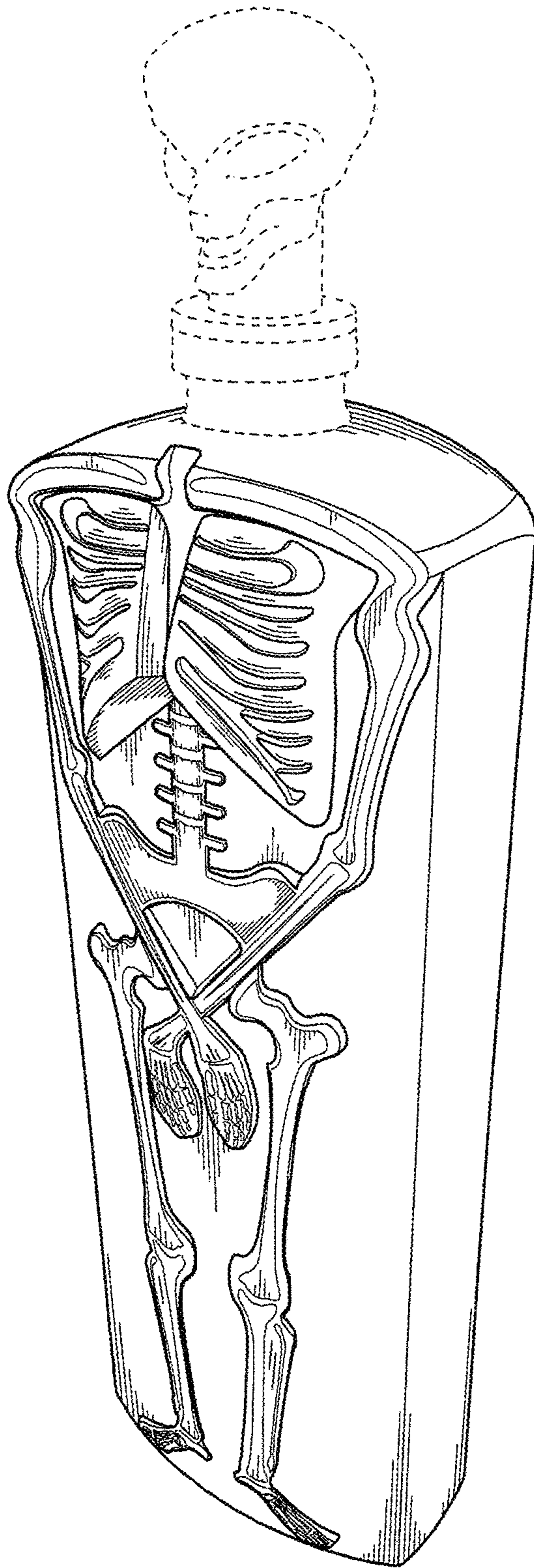


FIG. 1

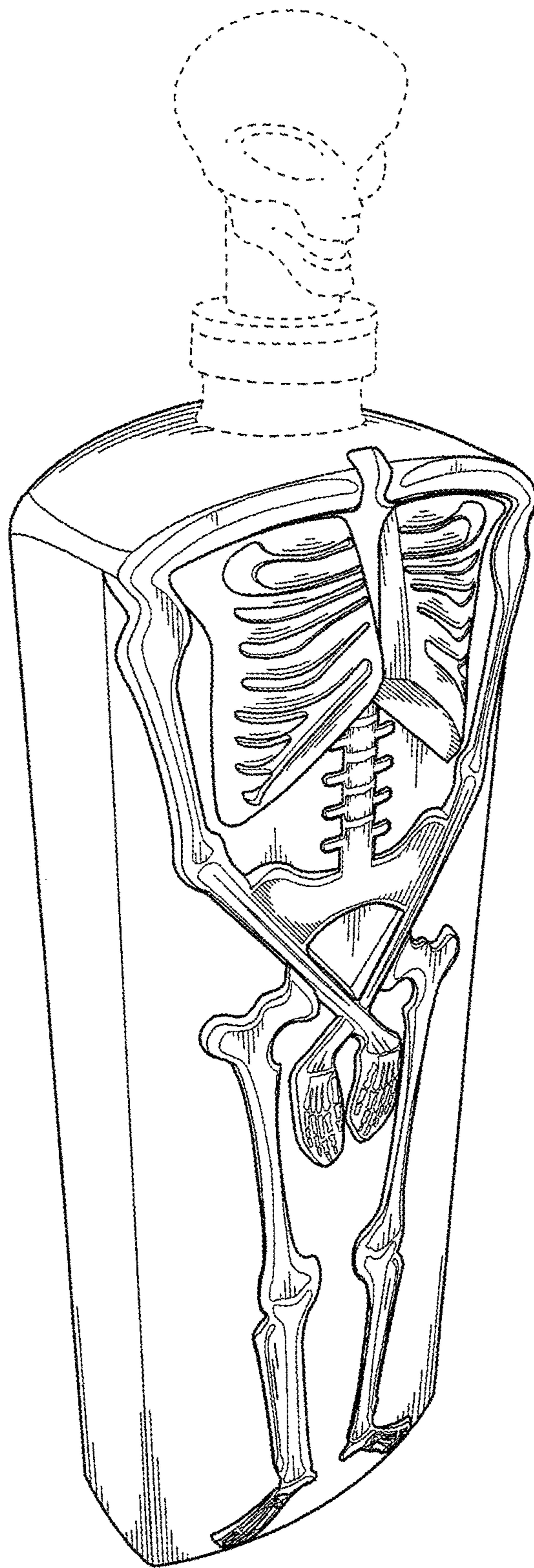


FIG. 2

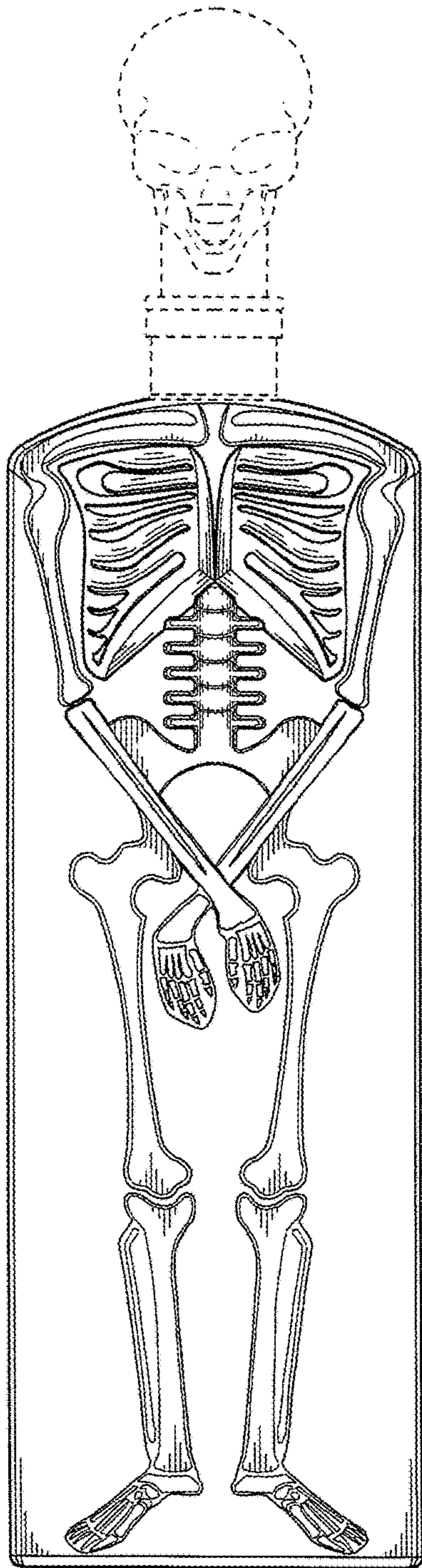


FIG. 3

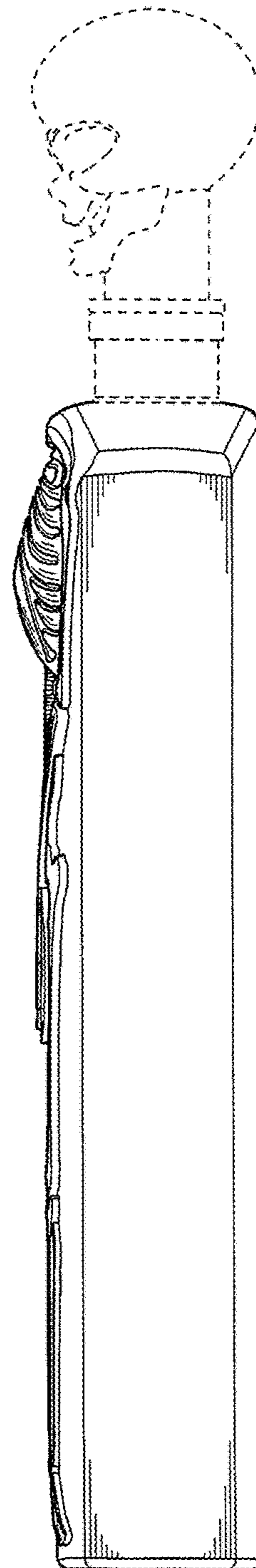


FIG. 4

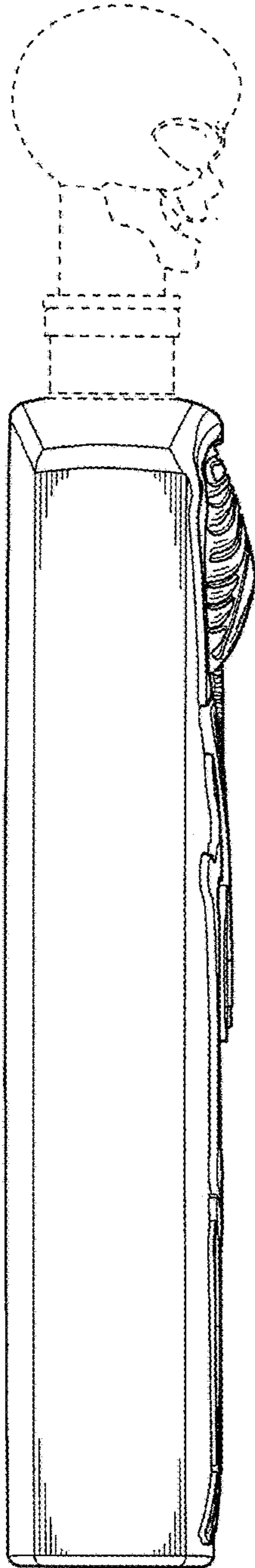


FIG. 5




FIG. 6

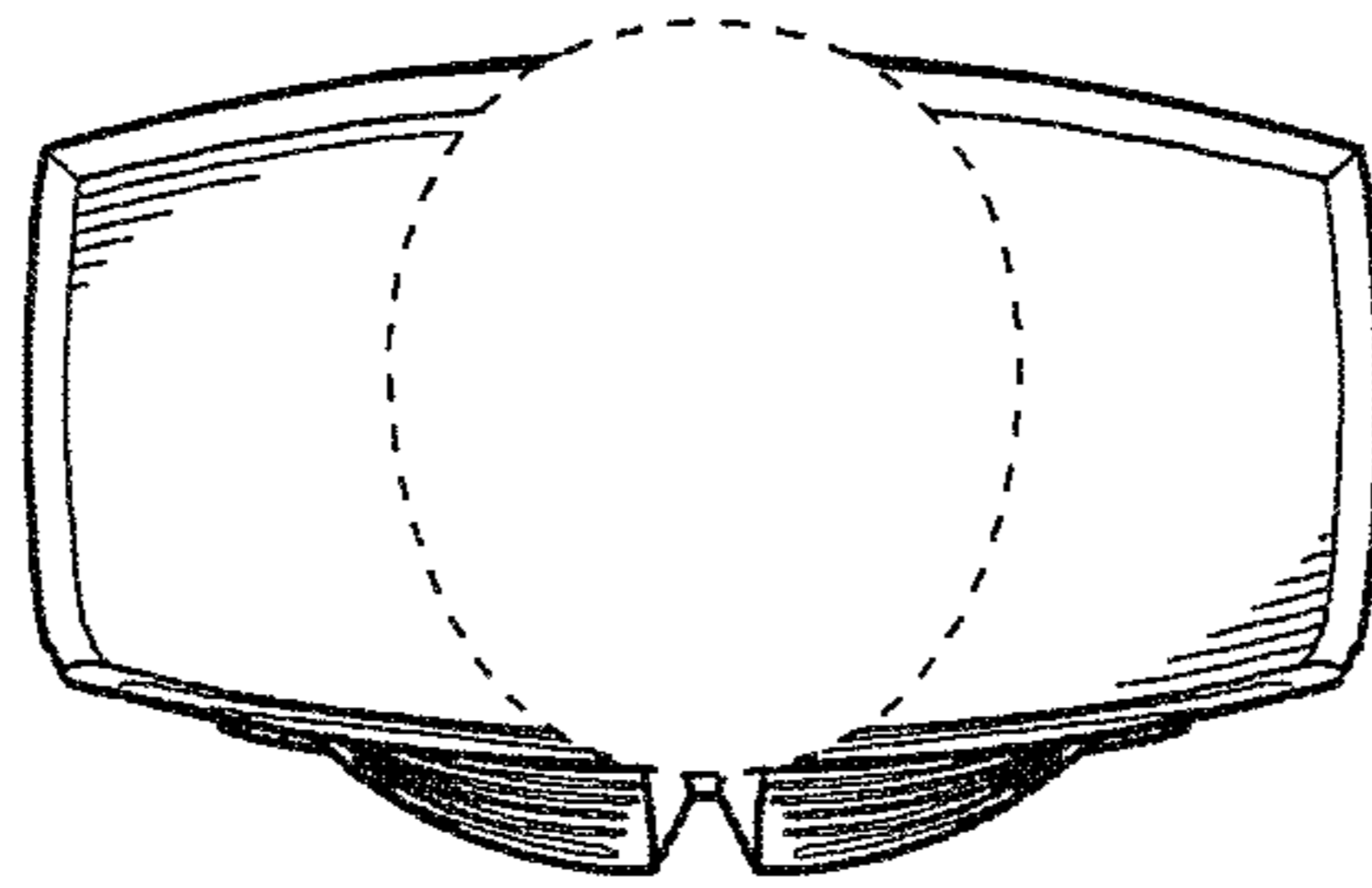


FIG. 7