



US00D775510S

(12) **United States Design Patent**  
**Lee et al.**

(10) **Patent No.:** **US D775,510 S**  
(45) **Date of Patent:** **\*\* Jan. 3, 2017**

- (54) **LOCK FOR BICYCLE**
- (71) Applicant: **LG ELECTRONICS INC., Seoul (KR)**
- (72) Inventors: **Kunwoo Lee, Seoul (KR); Jihoon Hong, Seoul (KR)**
- (73) Assignee: **LG ELECTRONICS INC., Seoul (KR)**
- (\*\*) Term: **15 Years**
- (21) Appl. No.: **29/534,855**
- (22) Filed: **Jul. 31, 2015**
- (30) **Foreign Application Priority Data**  
Feb. 3, 2015 (KR) ..... 30-2015-0005924
- (51) **LOC (10) Cl.** ..... **08-07**
- (52) **U.S. Cl.**  
USPC ..... **D8/333**
- (58) **Field of Classification Search**  
USPC ..... D8/330, 331, 333, 339, 343; 70/14, 15, 70/18, 57.1, 233-236  
CPC ..... E05B 71/00; E05B 73/00; E05B 67/22; E05B 67/38  
See application file for complete search history.

- (56) **References Cited**  
U.S. PATENT DOCUMENTS  
3,808,847 A \* 5/1974 Vesely ..... E05B 67/003 70/18  
D238,548 S \* 1/1976 Seakan ..... D8/333  
5,133,569 A \* 7/1992 Rieber ..... B62H 7/00 180/209

- 5,199,282 A \* 4/1993 Wang ..... E05B 67/063 70/38 A
- 5,257,517 A \* 11/1993 Dale ..... B62H 5/14 70/416
- 5,406,812 A \* 4/1995 Jaw ..... E05B 67/063 70/233
- D367,601 S \* 3/1996 Brendel ..... D8/333
- 5,551,609 A \* 9/1996 Best ..... B62J 7/04 224/440
- D430,787 S \* 9/2000 Liu ..... D8/333
- D530,184 S \* 10/2006 Oas ..... D8/333
- D701,105 S \* 3/2014 Stevens ..... D8/333
- D722,262 S \* 2/2015 Stevens ..... D8/333

\* cited by examiner

*Primary Examiner* — Prabhakar Deshmukh  
(74) *Attorney, Agent, or Firm* — Birch, Stewart, Kolasch & Birch, LLP

(57) **CLAIM**  
The ornamental design for a lock for bicycle, as shown and described.

**DESCRIPTION**  
FIG. 1 is a front perspective view of the lock for bicycle showing our new design;  
FIG. 2 is a front view thereof where the rear view is a mirror image;  
FIG. 3 is a left side view thereof;  
FIG. 4 is a right side view thereof;  
FIG. 5 is a top plan view thereof;  
FIG. 6 is a bottom plan view thereof;  
FIG. 7 is an exploded perspective view thereof; and,  
FIG. 8 is a perspective view thereof, showing the claimed design in use.  
The broken lines depict environment of the lock for bicycle that forms no part of the claimed design.

**1 Claim, 6 Drawing Sheets**

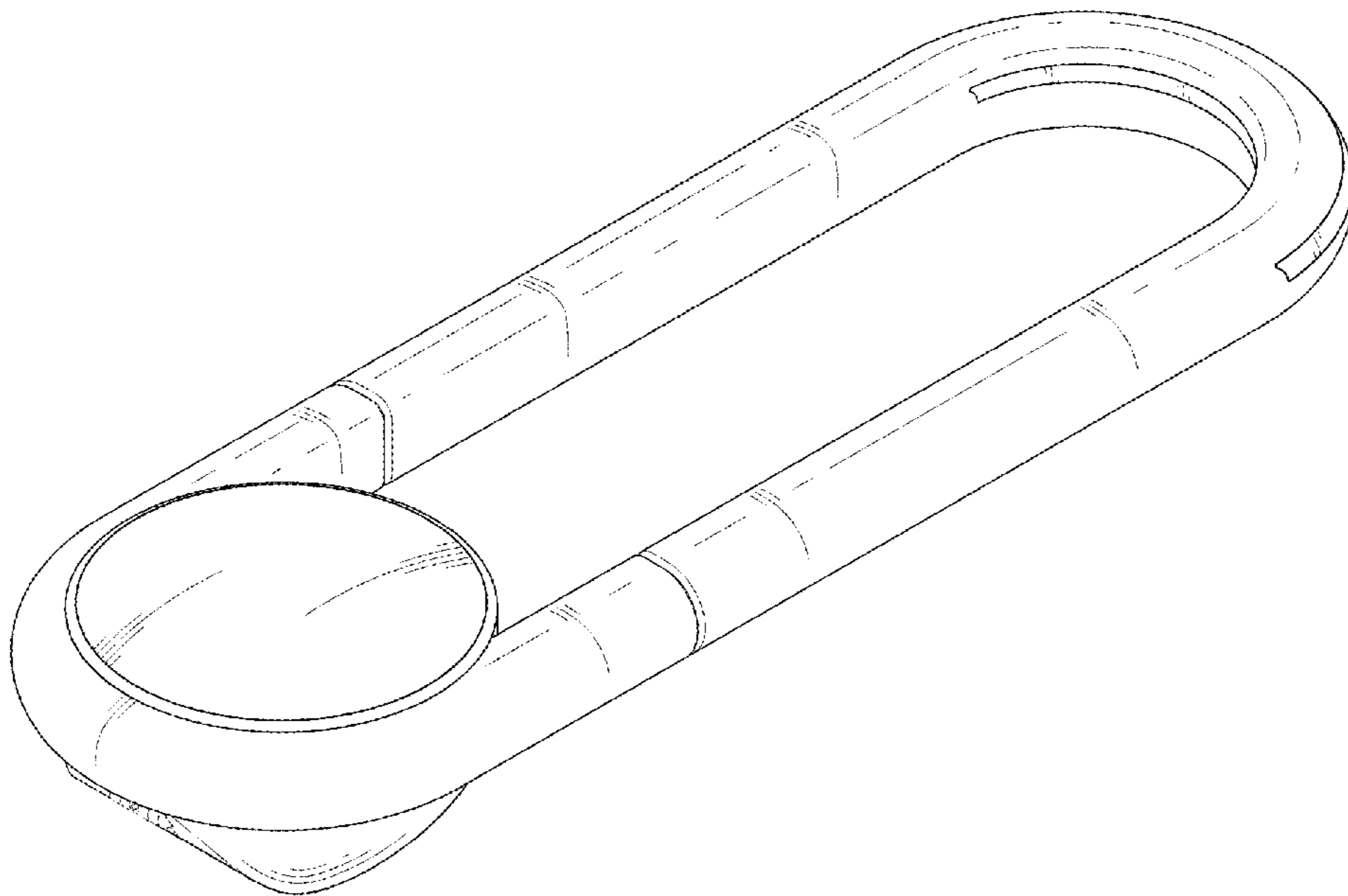


FIG. 1

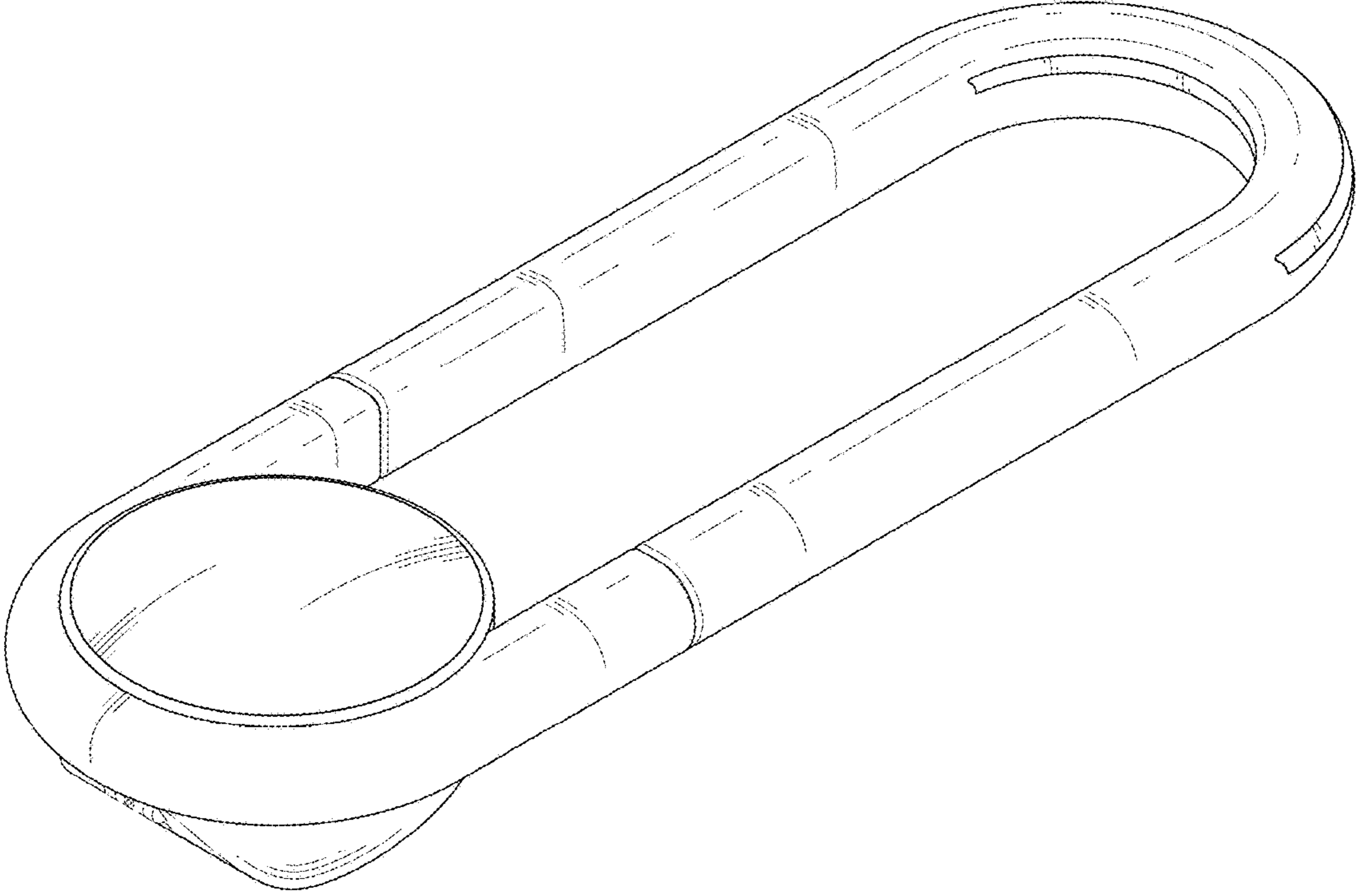


FIG. 2

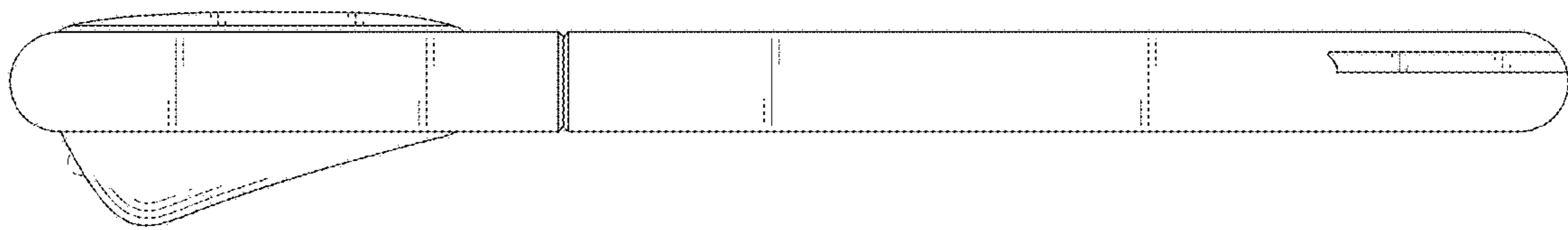


FIG. 3

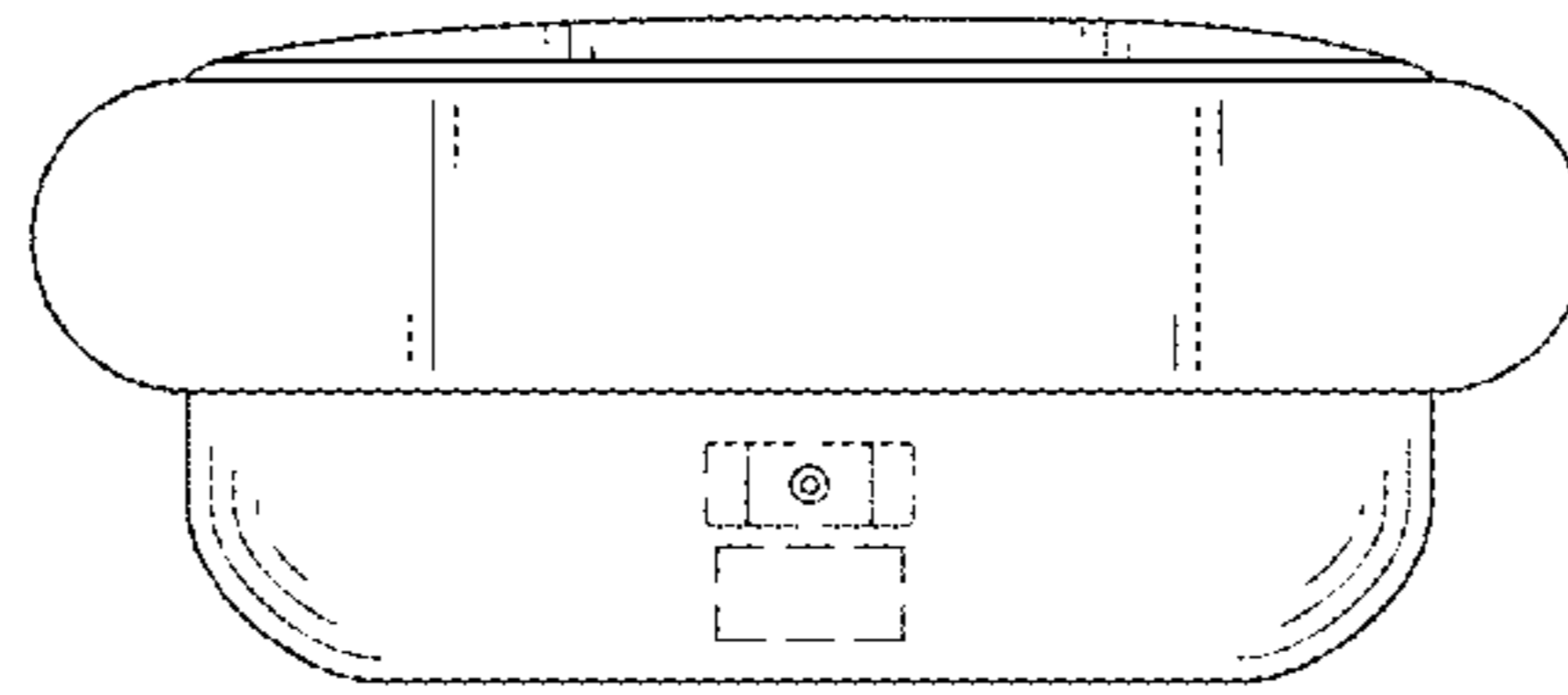


FIG. 4

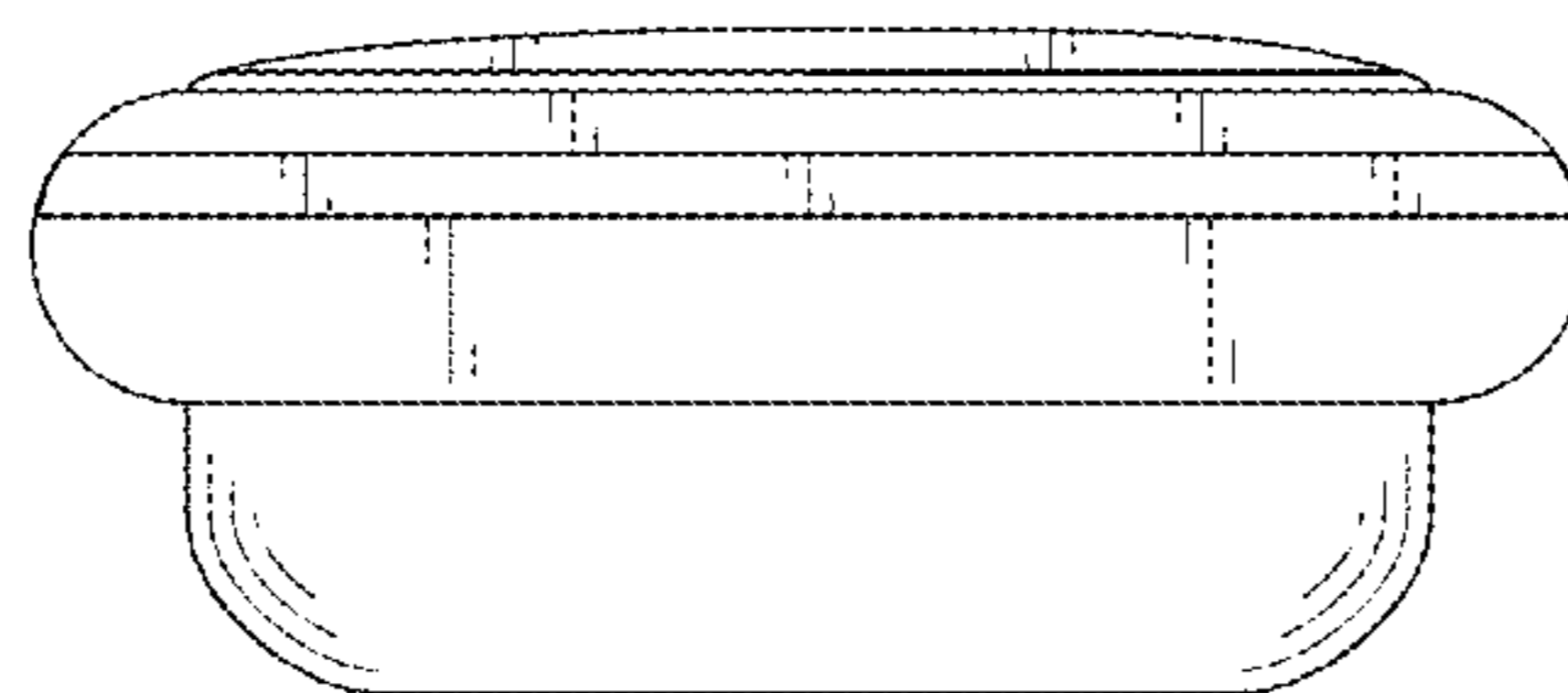


FIG. 5

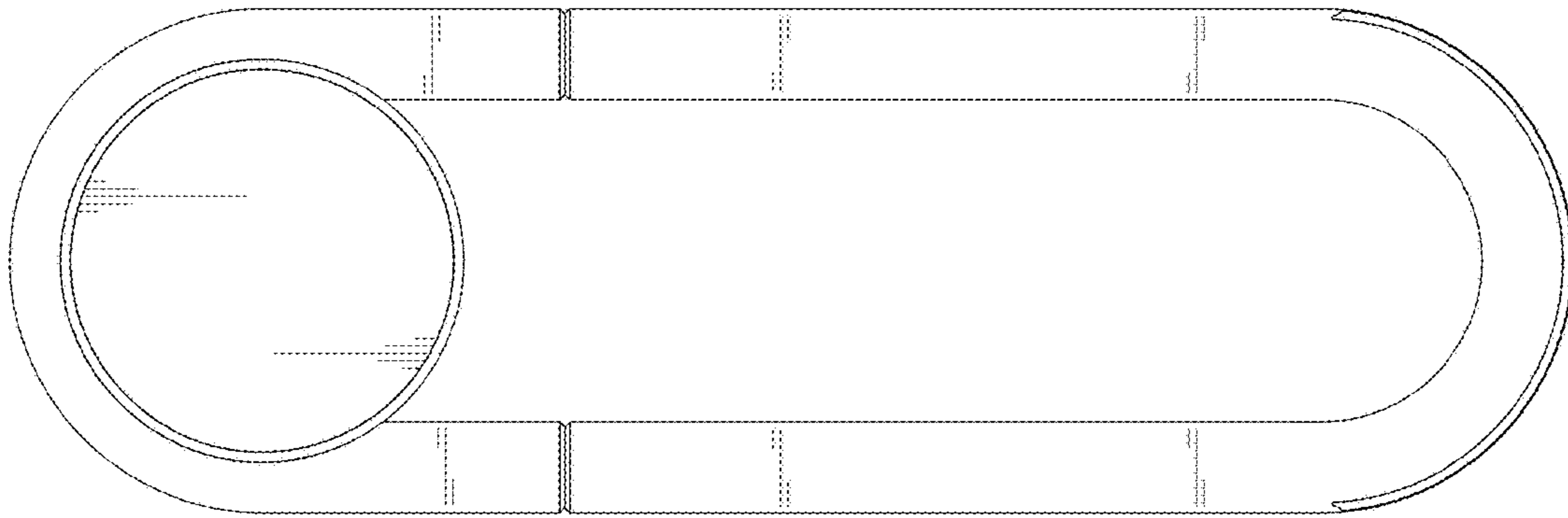


FIG. 6

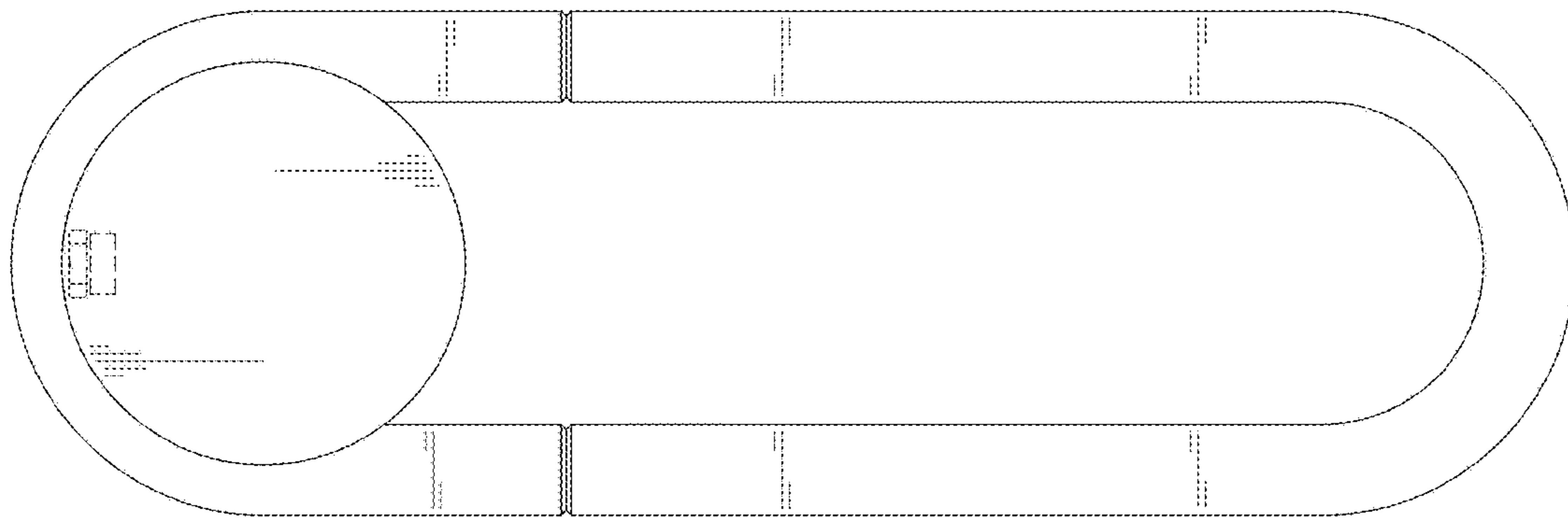


FIG. 7

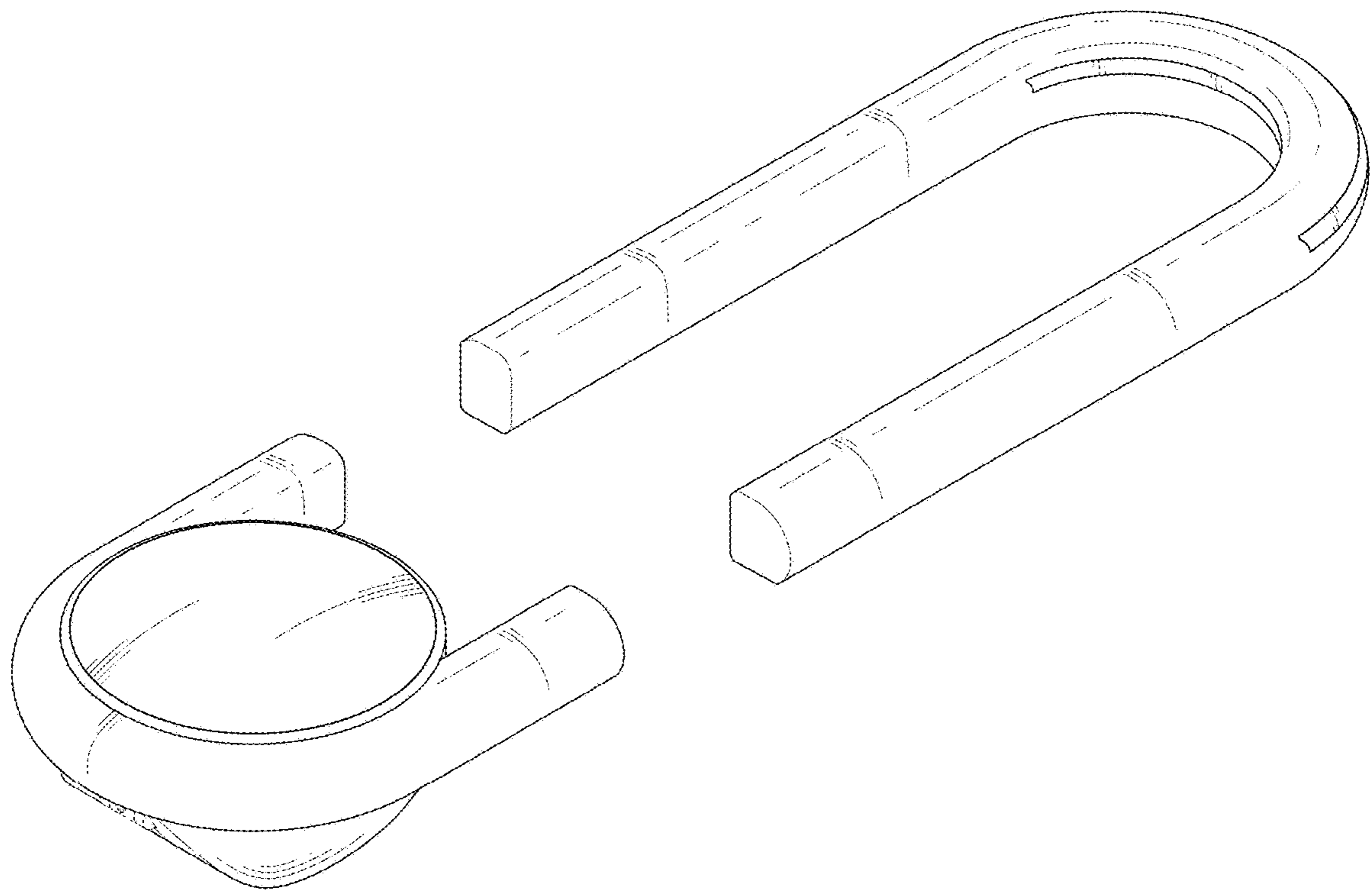


FIG. 8

