



US00D775508S

(12) **United States Design Patent** (10) **Patent No.:** **US D775,508 S**
Bongiovanni (45) **Date of Patent:** **** Jan. 3, 2017**

(54) **HANDLE**
(71) Applicant: **Bon Tool Company**, Gibsonia, PA (US)
(72) Inventor: **Carl A. Bongiovanni**, Allison Park, PA (US)
(73) Assignee: **Bon Tool Company**, Gibsonia, PA (US)
(**) Term: **14 Years**
(21) Appl. No.: **29/518,459**
(22) Filed: **Feb. 24, 2015**
(51) **LOC (10) Cl.** **08-06**
(52) **U.S. Cl.**
USPC **D8/107**
(58) **Field of Classification Search**
USPC D8/107, 300, 301, 302, 313, 315, 316, D8/318, 319, 320; D6/546, 549; D7/393, D7/394; 16/110.1, 114.1, 405, 406, 16/408-411, 412, 413, 415, 419, 422, 16/424, 425, 430, 436, 438, DIG. 19; D3/276, 279, 281, 282, 291, 318, 328
CPC Y10T 16/469; Y10T 16/44; Y10T 16/458; Y10T 16/498; Y10T 16/476; Y10T 16/459; Y10T 16/466; Y10T 16/4713; Y10T 16/4644; Y10T 16/513; Y10T 16/509; Y10T 16/473; Y10T 16/462; Y10T 16/4701; Y10T 74/20732; Y10T 29/49826; Y10T 16/4719; Y10T 16/455; Y10T 16/4559; Y10T 74/20828; Y10T 74/20738; Y10T 74/20762; Y10T 16/4628; Y10T 74/20864; Y10T 16/4567; Y10T 16/4576; Y10T 16/501; Y10T 16/86
See application file for complete search history.

(56) **References Cited**
U.S. PATENT DOCUMENTS
1,448,999 A * 3/1923 Haarberg B65G 7/12 16/406
2,488,309 A * 11/1949 Mason A47J 45/08 16/421

D183,489 S * 9/1958 Hvale D7/394
D248,821 S * 8/1978 Poe D8/107
D298,478 S * 11/1988 Ticknor D30/153
D482,929 S * 12/2003 Rae D7/394
D484,023 S * 12/2003 Stout D8/107
D521,349 S * 5/2006 Ralph D8/107
D529,365 S * 10/2006 Rudder D8/107
D544,332 S * 6/2007 Jenkins D8/107
D583,564 S * 12/2008 Wu D3/318
8,113,559 B2 * 2/2012 Combes A45F 5/10 16/422
D663,577 S * 7/2012 Lee D7/394
D697,754 S * 1/2014 Yeh D7/402
D704,525 S * 5/2014 Coakley D8/107
D713,674 S * 9/2014 Rae D7/394
D714,094 S * 9/2014 Rae D7/394
2004/0083575 A1 * 5/2004 Chou B60P 7/083 16/110.1
2008/0040892 A1 * 2/2008 Jenkins B25G 1/06 16/426
2009/0229642 A1 * 9/2009 Hutt A45B 1/04 135/66

(Continued)

Primary Examiner — Derrick Holland
Assistant Examiner — Lauren Calve
(74) *Attorney, Agent, or Firm* — Richard W. James

(57) **CLAIM**
The ornamental design for a handle, as shown and described.

DESCRIPTION
FIG. 1 is a perspective view of a handle according to the present invention;
FIG. 2 is a front elevational view thereof, the rear elevational view being identical;
FIG. 3 is a top plan view thereof;
FIG. 4 is a bottom plan view thereof; and,
FIG. 5 is a left side elevational view thereof, the right side elevational view being identical.

1 Claim, 4 Drawing Sheets



(56)

References Cited

U.S. PATENT DOCUMENTS

2010/0150694 A1* 6/2010 Zhang A45F 5/1026
414/800
2012/0324676 A1* 12/2012 Guerra A01B 1/026
16/426
2014/0304949 A1* 10/2014 Denton B25G 1/102
16/430

* cited by examiner



FIG. 1



FIG. 2




FIG. 3




FIG. 4

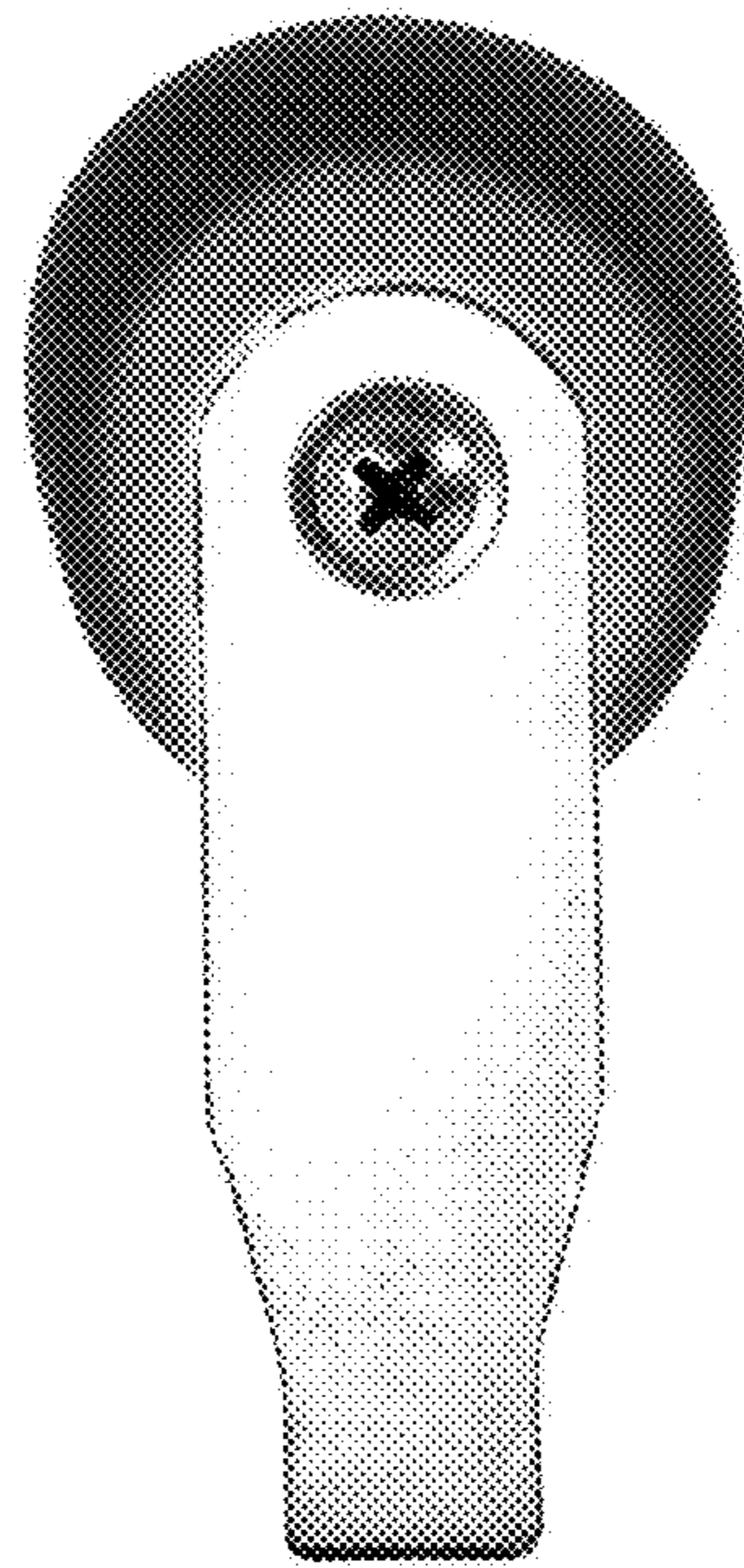


FIG. 5