



US00D775502S

(12) **United States Design Patent**
Klingman

(10) **Patent No.:** **US D775,502 S**

(45) **Date of Patent:** **** Jan. 3, 2017**

(54) **MCLEOD TOOL HEAD**

(71) Applicant: **David Forrest Cabot Klingman**,
Boulder, CO (US)

(72) Inventor: **David Forrest Cabot Klingman**,
Boulder, CO (US)

(**) Term: **14 Years**

(21) Appl. No.: **29/514,125**

(22) Filed: **Jan. 8, 2015**

(51) **LOC (10) Cl.** **08-01**

(52) **U.S. Cl.**
USPC **D8/9; D8/11**

(58) **Field of Classification Search**
USPC D8/1, 9, 7, 10, 11, 13, 19, 20; D21/532;
D29/124
CPC A01B 1/06; A01B 1/12; A01B 1/14;
A01B 1/16; A01B 1/22; A01B
1/222; A01B 1/225; A01B 1/227; A62B
3/005; A62B 5/00
See application file for complete search history.

1,749,103 A * 3/1930 Kortick B25G 1/00
15/145
1,896,568 A * 2/1933 Ammons A01B 1/225
172/372
2,331,414 A * 10/1943 Morres A01G 1/12
172/375
2,400,451 A * 5/1946 Wilson A62C 8/04
172/372

(Continued)

Primary Examiner — Sandra Snapp
Assistant Examiner — Ieisha Price
(74) *Attorney, Agent, or Firm* — Simpson & Simpson,
PLLC

(57) **CLAIM**

The ornamental design for a McLeod tool head, as shown and described.

DESCRIPTION

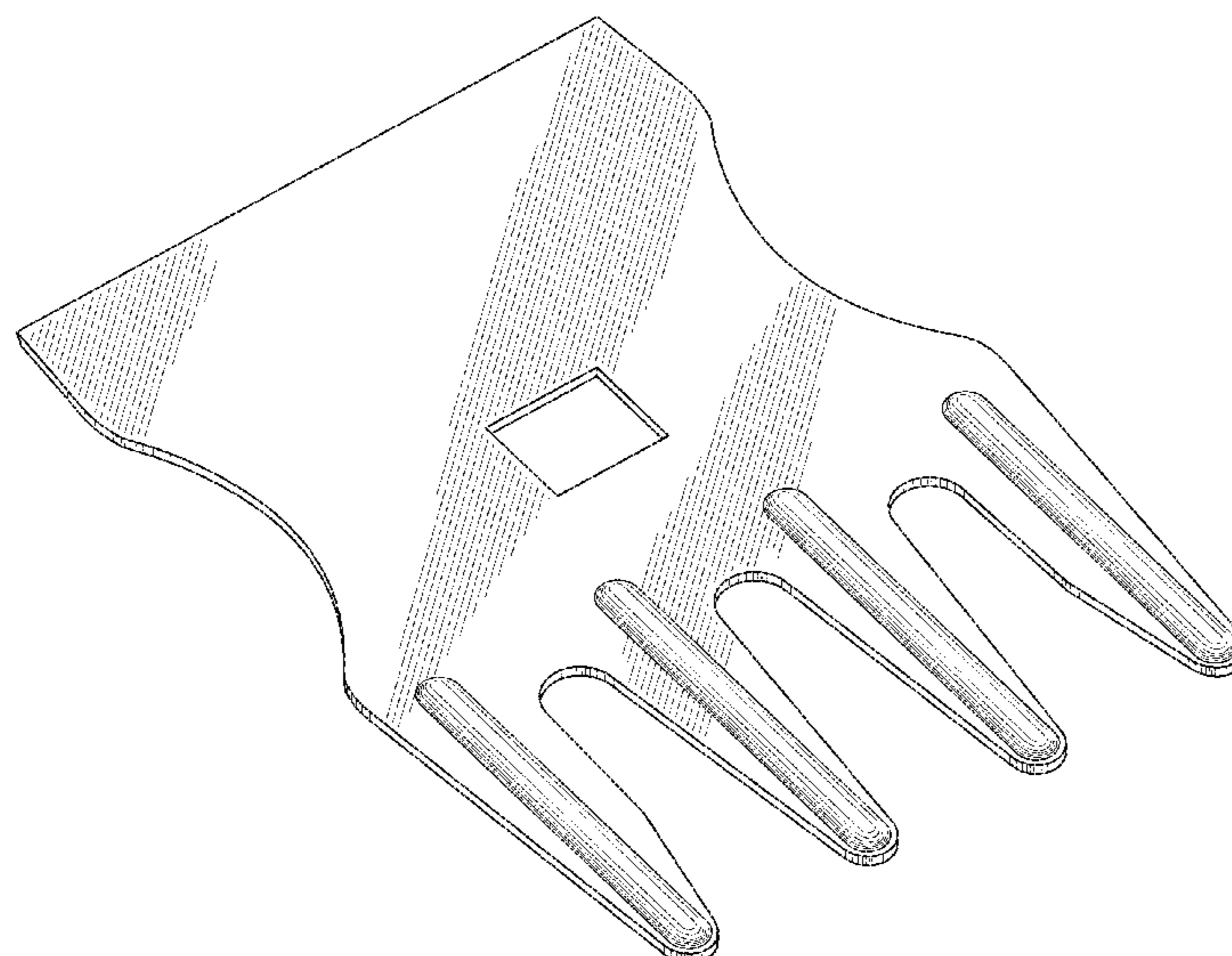
FIG. 1 is a front top perspective view of a McLeod tool head of the present disclosure;
FIG. 2 is a rear bottom perspective view of the McLeod tool head shown in FIG. 1;
FIG. 3 is a front elevational view of the McLeod tool head shown in FIG. 1;
FIG. 4 is a rear elevational view of the McLeod tool head shown in FIG. 1;
FIG. 5 is a top plan view of the McLeod tool head shown in FIG. 1;
FIG. 6 is a bottom plan view of the McLeod tool head shown in FIG. 1;
FIG. 7 is a left elevational view of the McLeod tool head shown in FIG. 1;
FIG. 8 is a right elevational view of the McLeod tool head shown in FIG. 1; and,
FIG. 9 is a cross-sectional view of the McLeod tool head taken generally along line 9-9 in FIG. 5.
The broken lines in the drawings illustrate portions of the McLeod tool head and form no part of the claimed design.

1 Claim, 7 Drawing Sheets

(56) **References Cited**

U.S. PATENT DOCUMENTS

50,305 A * 10/1865 Porter A01B 1/06
172/372
197,956 A * 12/1877 Walker A01B 1/20
172/375
332,350 A * 12/1885 Kretsinger A01B 1/20
172/375
538,146 A * 4/1895 Bailey A01B 1/06
172/372
790,228 A * 5/1905 Rohrer A01F 11/06
15/105
1,578,532 A * 3/1926 Lagorio A01B 1/06
294/51
1,632,883 A * 6/1927 Carkey A01B 1/06
172/375



(56)

References Cited

U.S. PATENT DOCUMENTS

D193,486	S	*	8/1962	Wenger	D8/6
D208,989	S	*	10/1967	Anderson	30/314
3,952,812	A	*	4/1976	Lucan	A01B 1/20
						172/375
D307,100	S	*	4/1990	Roman	D8/11
D370,603	S	*	6/1996	Lampman	D8/11
D427,032	S	*	6/2000	Holdcroft	D8/11
D600,081	S	*	9/2009	Mullen	D8/13
8,960,743	B1	*	2/2015	Hasenjaeger	A01B 1/227
						294/51

* cited by examiner

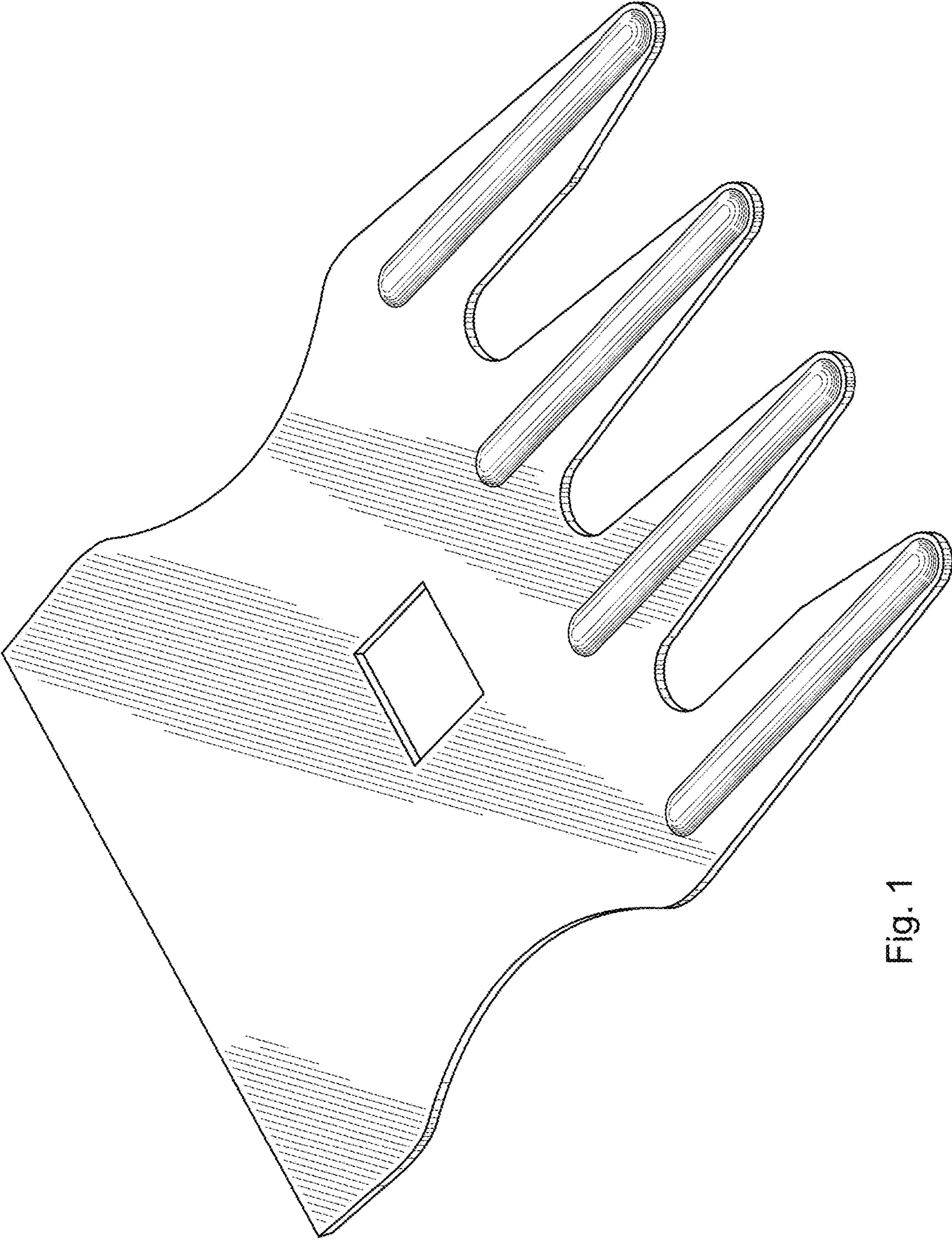


Fig. 1

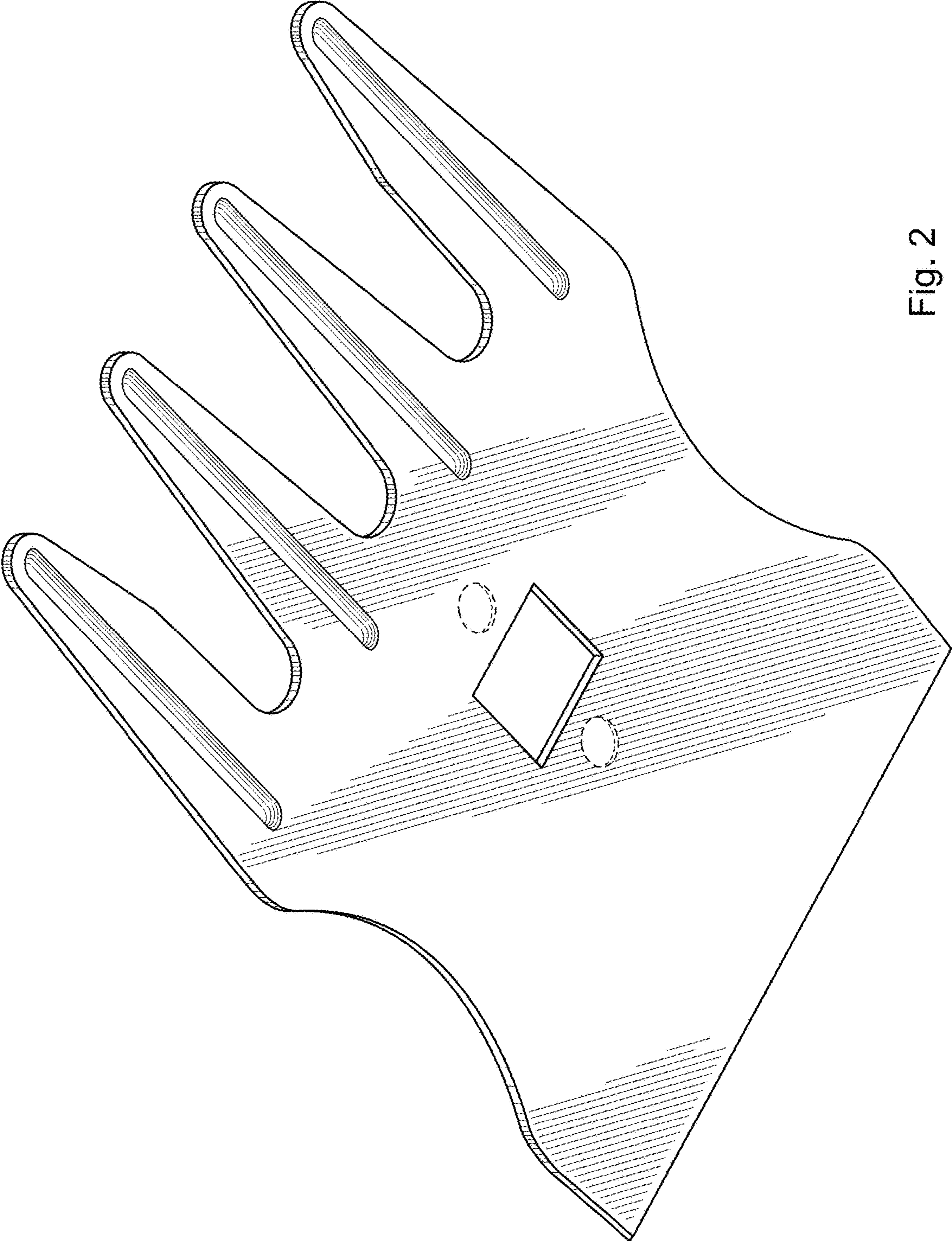


Fig. 2

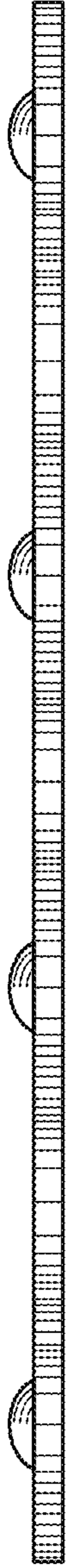


Fig. 3



Fig. 4

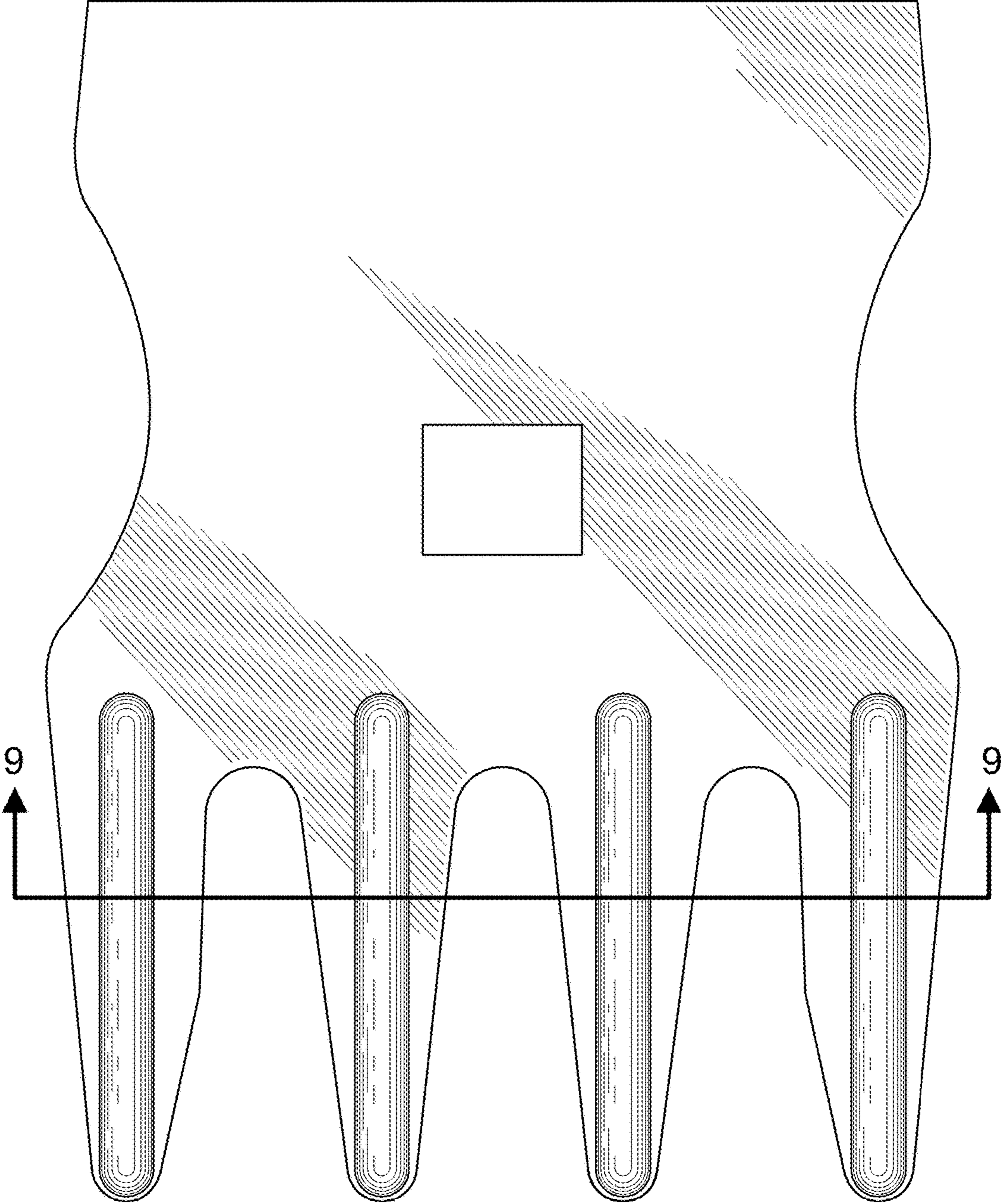


Fig. 5

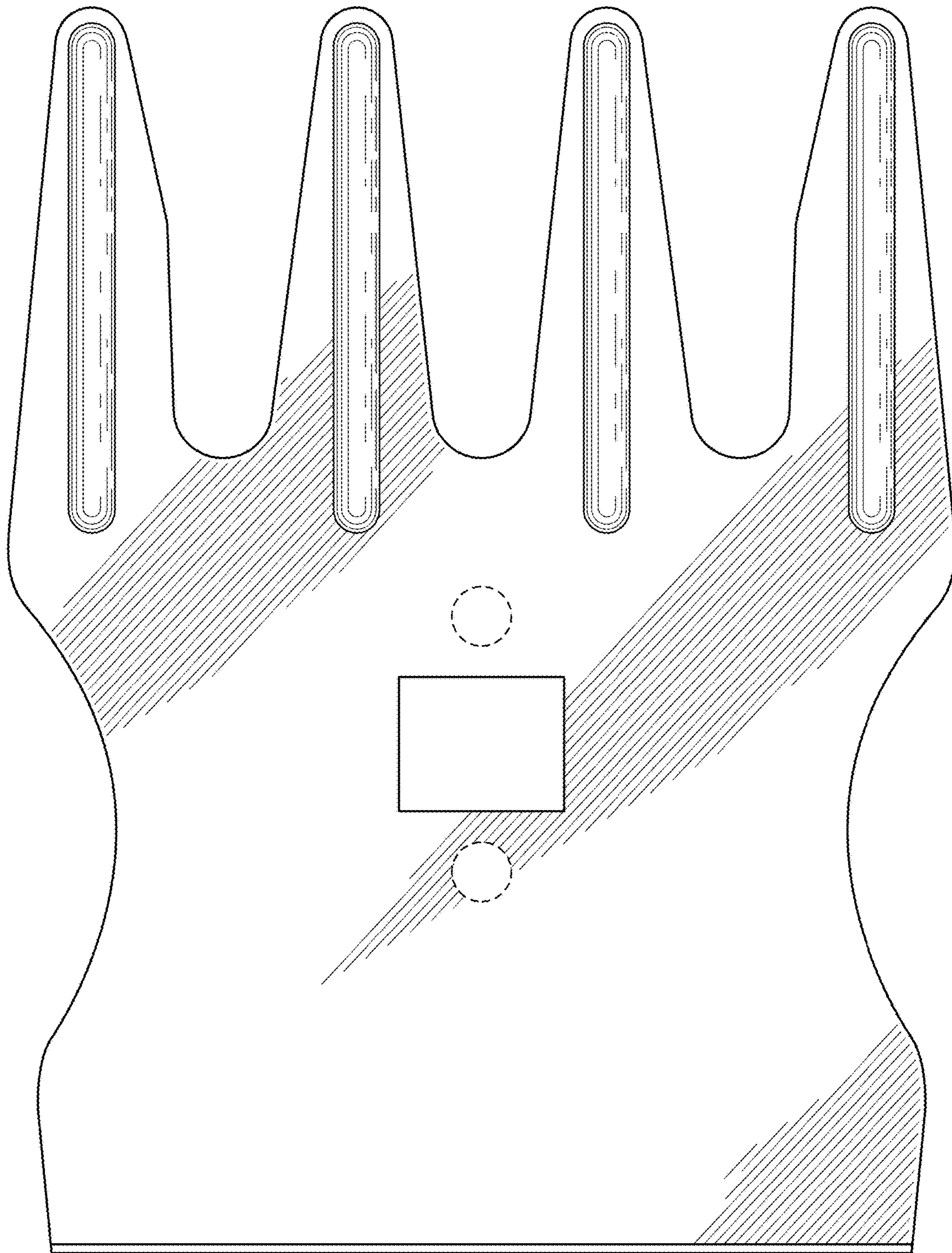


Fig. 6



Fig. 7



Fig. 8

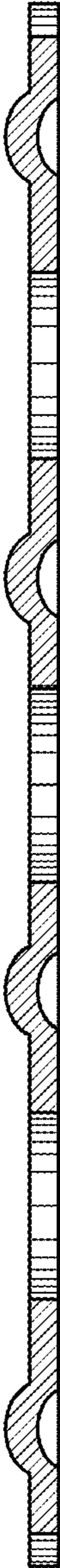


Fig. 9