



US00D775500S

(12) **United States Design Patent**  
**Hogeback**

(10) **Patent No.:** **US D775,500 S**

(45) **Date of Patent:** **\*\* Jan. 3, 2017**

- (54) **CIRCULAR WINE RACK**
- (71) Applicant: **Darryl Hogeback**, Denver, CO (US)
- (72) Inventor: **Darryl Hogeback**, Denver, CO (US)
- (\*\*) Term: **15 Years**
- (21) Appl. No.: **29/531,720**
- (22) Filed: **Jun. 29, 2015**
- (51) **LOC (10) Cl.** ..... **06-04**
- (52) **U.S. Cl.**  
USPC ..... **D7/707; D7/704**
- (58) **Field of Classification Search**  
USPC ..... **D7/701-708, 600.1-600.4**  
CPC ..... **A47F 5/04; A47F 5/02; A47F 5/10;**  
**A47F 5/0018; A47F 7/28; A47F**  
**5/13; A47F 5/01; A47F 7/06; A47F 7/08;**  
**A47F 7/283; A47B 73/002; A47B 55/02;**  
**A47B 73/00; A47B 49/00; A47B 73/006**  
See application file for complete search history.

D289,716 S	5/1987	Boland, II	
4,858,772 A *	8/1989	Phillipson .....	A47B 49/00 211/115
D314,111 S	1/1991	Ohno	
5,042,396 A	8/1991	Shuert	
D325,382 S	4/1992	Pepall	
5,169,009 A	12/1992	Bomze	
5,562,216 A *	10/1996	Falconio .....	A47F 7/06 211/131.1
D377,298 S	1/1997	Campbell	
6,095,347 A	8/2000	Mauro-Vetter	
6,257,427 B1	7/2001	Schneid	
6,328,170 B1	12/2001	Lee	
6,364,129 B1	4/2002	Dardashti et al.	
6,454,108 B1	9/2002	Gerard	
6,502,707 B1	1/2003	Sullivan	
6,722,510 B1	4/2004	Sen	
6,729,481 B1	5/2004	O'Brien	
6,994,222 B2	2/2006	Hunt	
7,007,815 B2	3/2006	Anderson et al.	

(Continued)

*Primary Examiner* — Terry Wallace  
(74) *Attorney, Agent, or Firm* — Russell T. Manning;  
Marsh Fischmann & Breyfogle LLP

(56) **References Cited**

U.S. PATENT DOCUMENTS

1,699,367 A *	1/1929	McCosh .....	A47F 5/05 211/163
3,266,634 A *	8/1966	Tintary .....	A47F 5/02 211/131.1
D207,191 S	3/1967	Kearns	
3,606,023 A	9/1971	Edmunds	
D232,340 S	8/1974	Lax	
3,870,155 A	3/1975	Galloway	
D240,101 S	6/1976	Redler	
3,963,126 A	6/1976	Taub	
4,093,076 A	6/1978	Newton	
D252,122 S	6/1979	Searcy	
4,282,977 A	8/1981	Di Lorenzo	
D273,450 S	4/1984	Williams	
D288,156 S	2/1987	Nuncio	

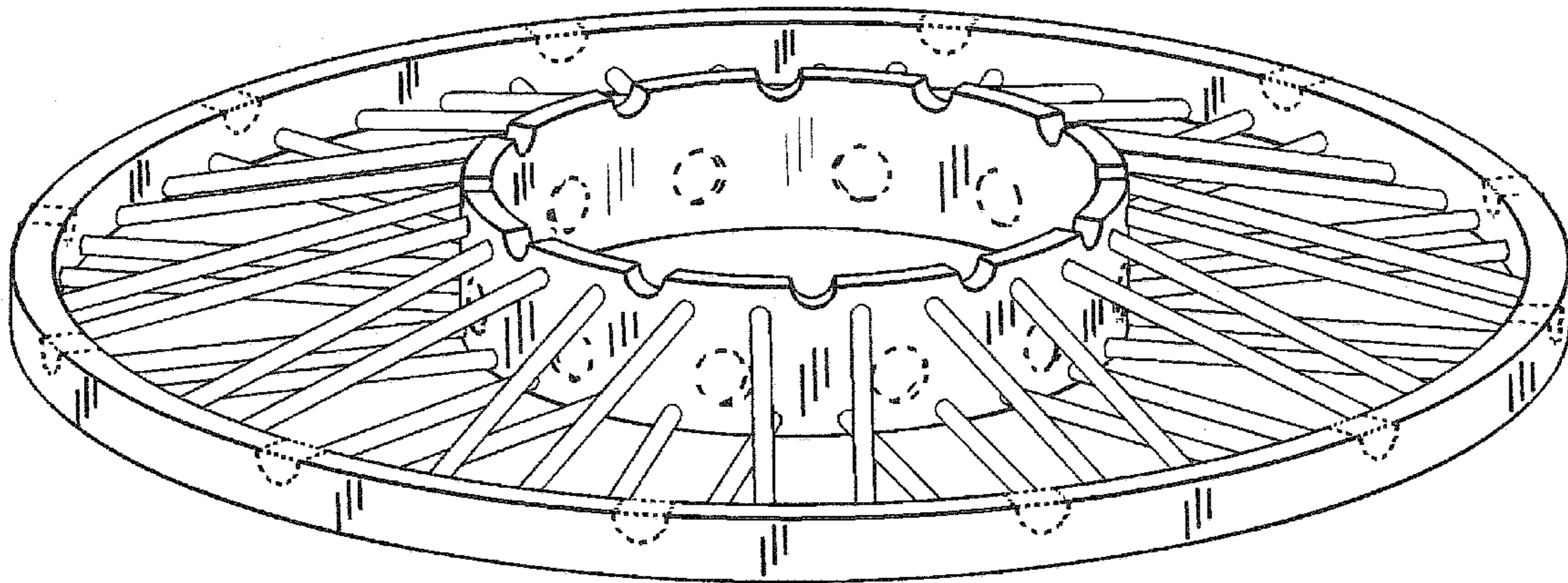
(57) **CLAIM**

The ornamental design for the circular wine rack, as shown and described.

**DESCRIPTION**

FIG. 1 is a top perspective view of the circular wine rack with environment;  
FIG. 2 is top view of the circular wine rack;  
FIG. 3 is a bottom view of the circular wine rack; and,  
FIG. 4 is a side view of the circular wine rack; all side views are identical.  
The broken lines are for illustrative purposes only and form no part of the claimed design.

**1 Claim, 4 Drawing Sheets**



(56)

**References Cited**

U.S. PATENT DOCUMENTS

D527,205	S	8/2006	Axhamre
D541,603	S	5/2007	Anker
7,448,502	B2	11/2008	Hunt
D591,569	S	5/2009	Cash
D627,611	S	11/2010	Cash
7,878,340	B1	2/2011	Olsen
D635,414	S	4/2011	Hogeback
D635,833	S	4/2011	Hogeback
8,276,769	B2	10/2012	Hogeback
2003/0080073	A1	5/2003	Huang et al.
2008/0217270	A1	9/2008	Lee et al.
2008/0251478	A1	10/2008	Jaskowski
2009/0071921	A1	3/2009	Harwin
2011/0036791	A1	2/2011	Huang
2013/0200761	A1	8/2013	Hogeback

\* cited by examiner




Fig. 1

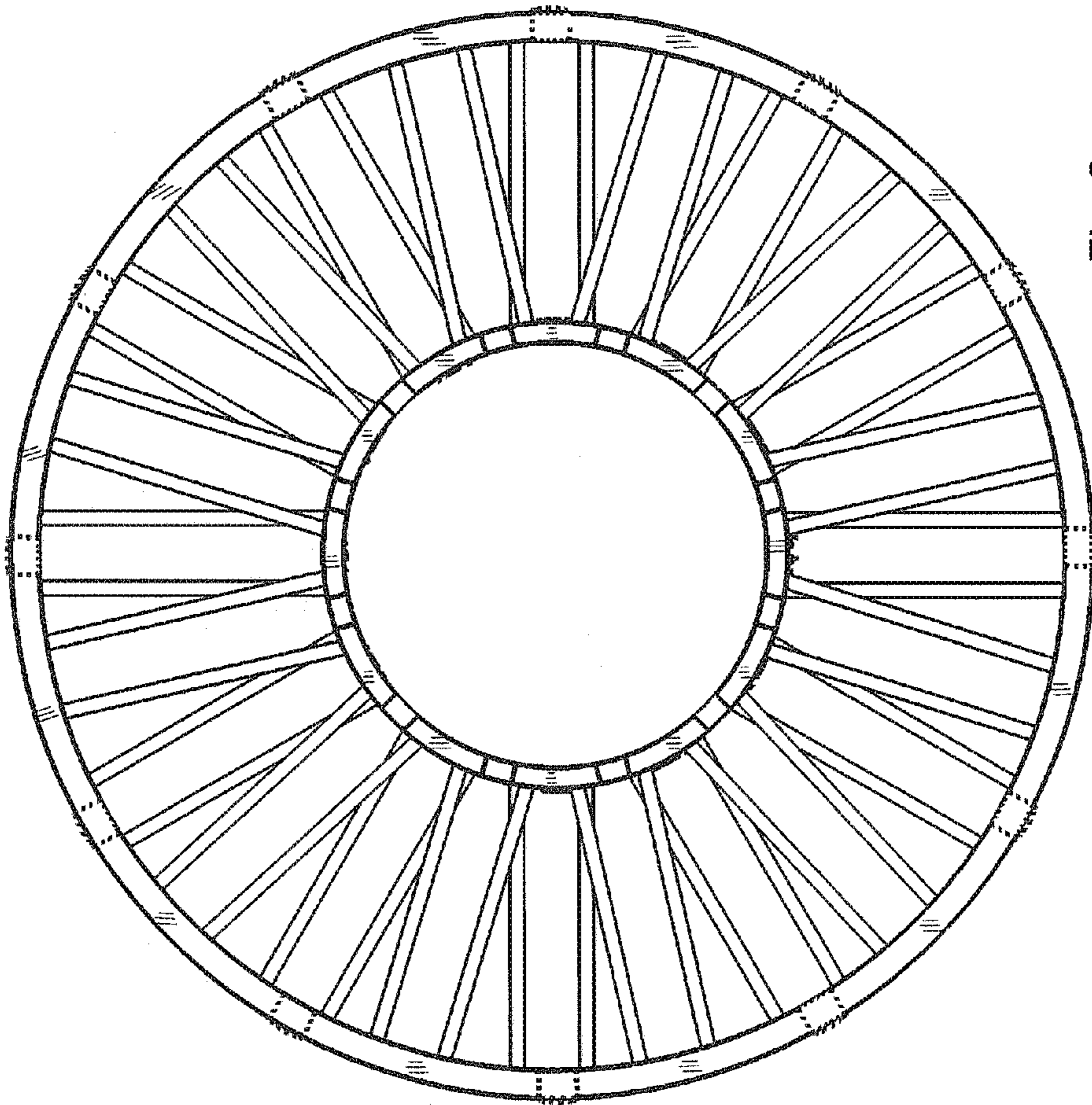


Fig. 2

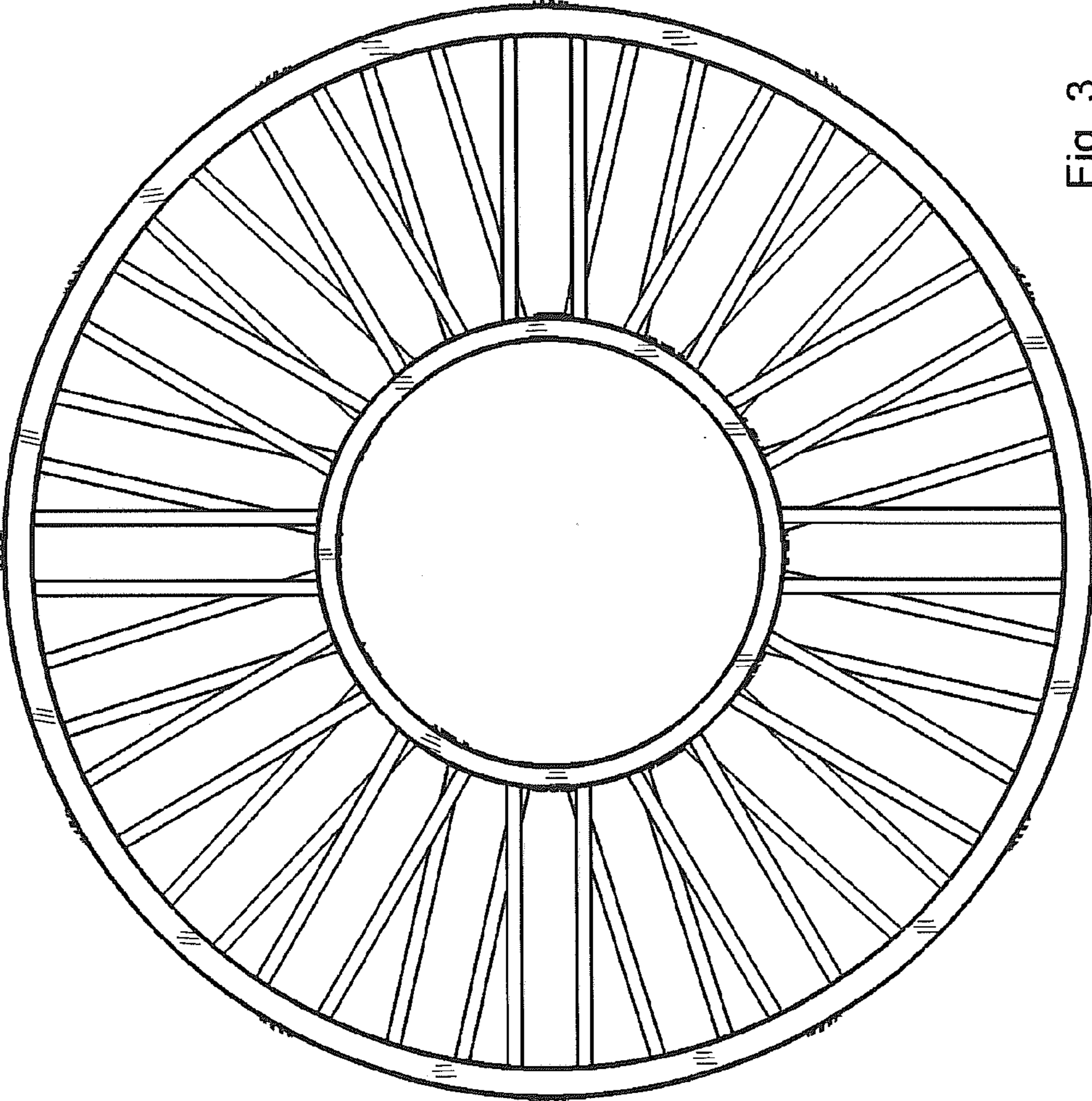


Fig. 3

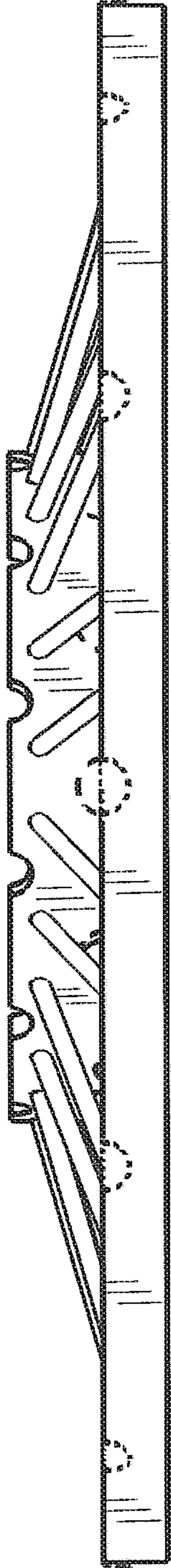


Fig. 4