



US00D775498S

(12) **United States Design Patent** (10) **Patent No.:** **US D775,498 S**  
**Gallop** (45) **Date of Patent:** **\*\* Jan. 3, 2017**

(54) **FORK WITH MULTI-TIERED HANDLE**  
(71) Applicant: **Waddington North America, Inc.**,  
Chelmsford, MA (US)  
(72) Inventor: **William A Gallop**, Westminster, MA  
(US)  
(73) Assignee: **Waddington North America, Inc.**,  
Chelmsford, MA (US)  
(\*\*) Term: **15 Years**  
(21) Appl. No.: **29/543,433**  
(22) Filed: **Oct. 23, 2015**  
(51) **LOC (10) Cl.** ..... **07-03**  
(52) **U.S. Cl.**  
USPC ..... **D7/653**; D7/401.2; D7/642  
(58) **Field of Classification Search**  
USPC ..... D7/368, 401.2, 642-645, 653-664, 669,  
D7/675-677, 683, 688-689, 691; D8/107,  
D8/300-301; D22/117-118  
CPC ..... A01D 9/02; A01D 9/04; A01D 9/06;  
A47G 21/00; A47G 21/004; A47G  
21/005; A47G 21/02; A47G  
21/023; A47G 21/04; A47G 21/06; A47G  
21/08; A47J 43/28; A47J 43/281; A47J  
43/282; A61F 13/10; A61J 7/0023; B25G  
1/00; B25G 1/01; B25G 1/02; B25G  
3/00; B65D 75/56; B65D 75/563; B65D  
75/566; B67B 7/00; B67B 7/724; B67B  
7/73

See application file for complete search history.

(56) **References Cited**  
U.S. PATENT DOCUMENTS

D100,848 S *	8/1936	Braun	.....	D7/653
D180,748 S *	8/1957	Pardon	.....	D7/653
D201,301 S *	6/1965	Erenhouse	.....	30/321
D323,957 S *	2/1992	Bouilhet	.....	D7/653
D342,194 S *	12/1993	Bouilhet	.....	D7/401.2
D391,454 S *	3/1998	Iacovelli	.....	D7/653
D468,974 S *	1/2003	Freeman	.....	D7/653
D499,938 S *	12/2004	McMullin	.....	D7/645
D530,987 S *	10/2006	Lee	.....	D7/653
D531,860 S *	11/2006	Lee	.....	D7/653
D554,952 S *	11/2007	Smith	.....	D7/664
D572,543 S *	7/2008	Koennecke	.....	D7/664
D577,543 S *	9/2008	Coutts	.....	D7/401.2

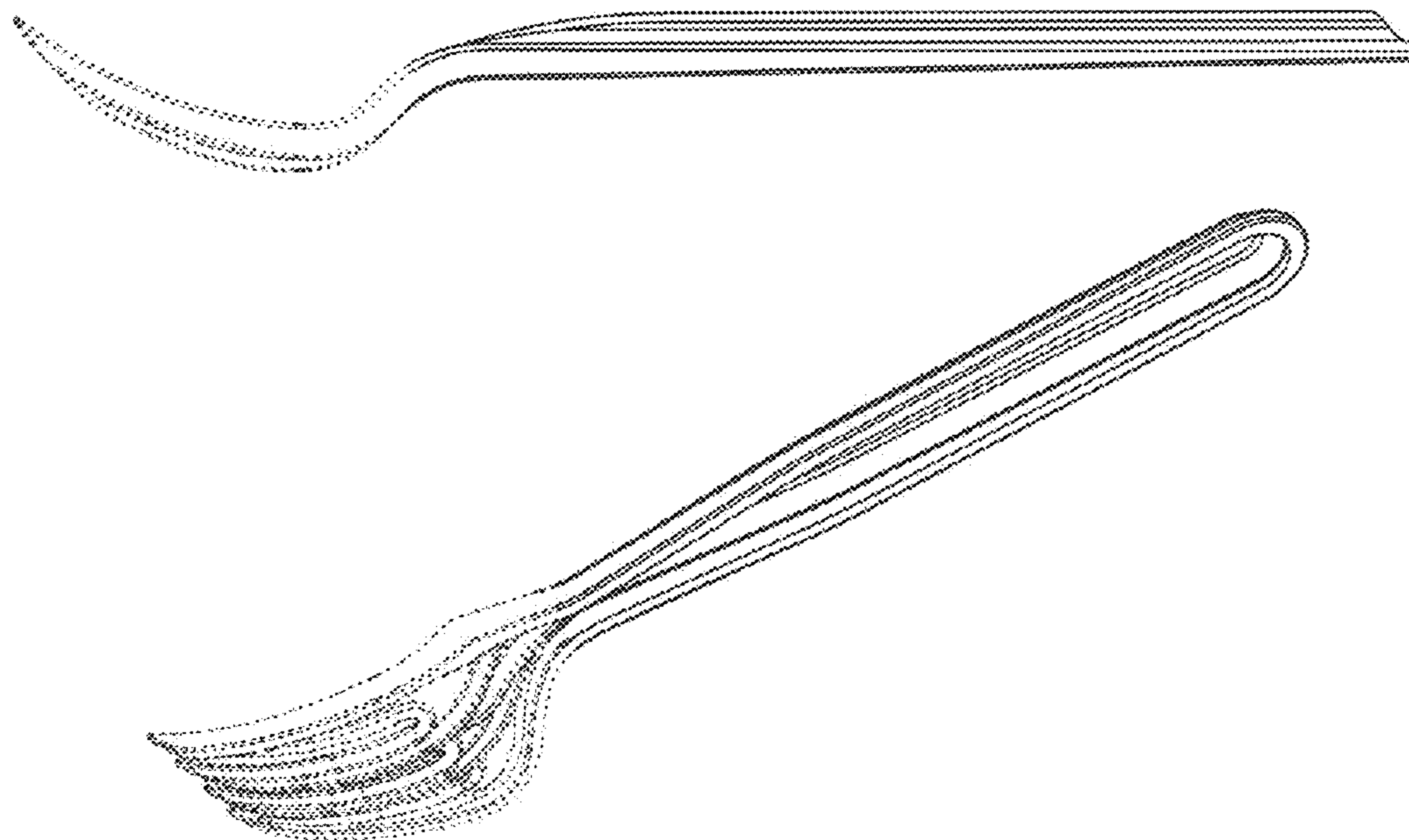
\* cited by examiner

*Primary Examiner* — Ricky Pham  
(74) *Attorney, Agent, or Firm* — Christina DeAngelis

(57) **CLAIM**  
The ornamental design for a fork with multi-tiered handle,  
as shown and described.

**DESCRIPTION**  
FIG. 1 is a top view of a fork with multi-tiered handle  
showing my new design;  
FIG. 2 is a left side view thereof;  
FIG. 3 is a bottom view thereof;  
FIG. 4 is a perspective view from above thereof; and,  
FIG. 5 is a perspective view from below thereof.  
The right side view is a mirror image of FIG. 2  
The broken line portion of the figure drawing is included to  
show unclaimed subject matter only and forms no part of the  
claimed design.

**1 Claim, 5 Drawing Sheets**



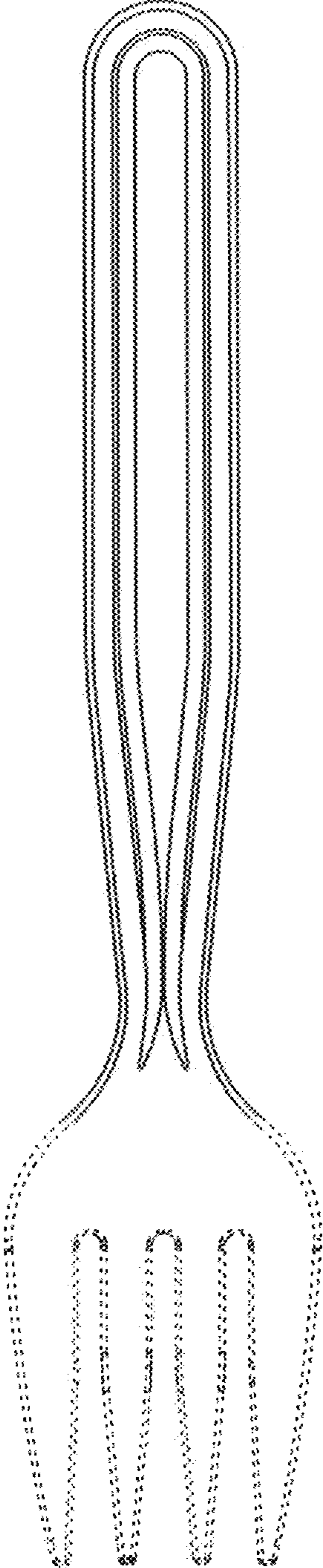


FIG. 1




FIG. 2

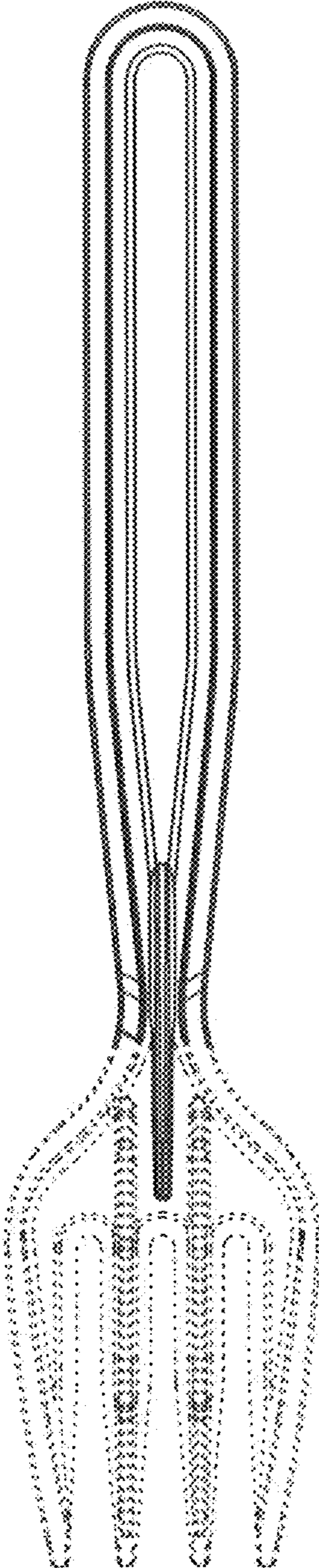


FIG. 3



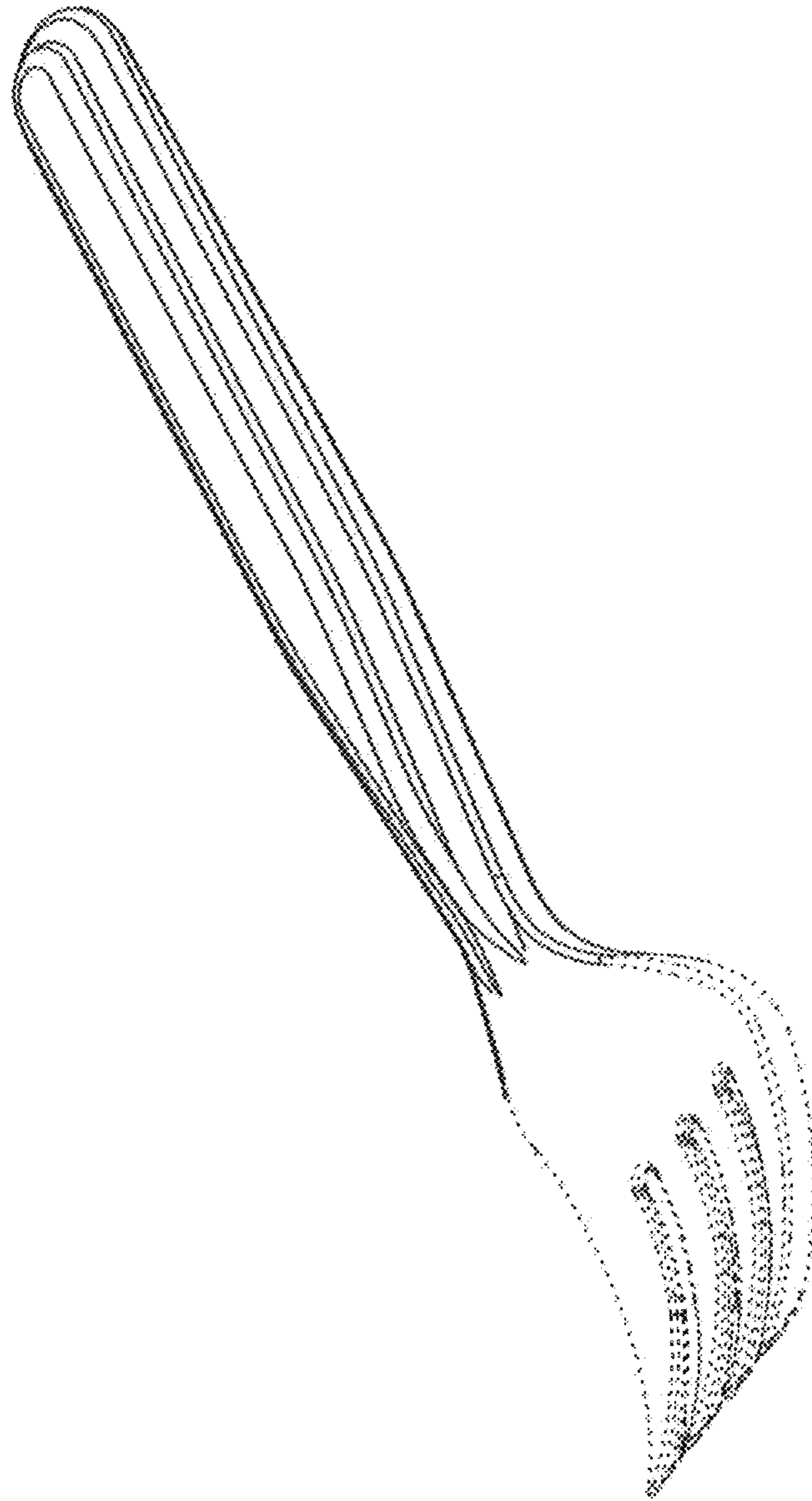


FIG. 4

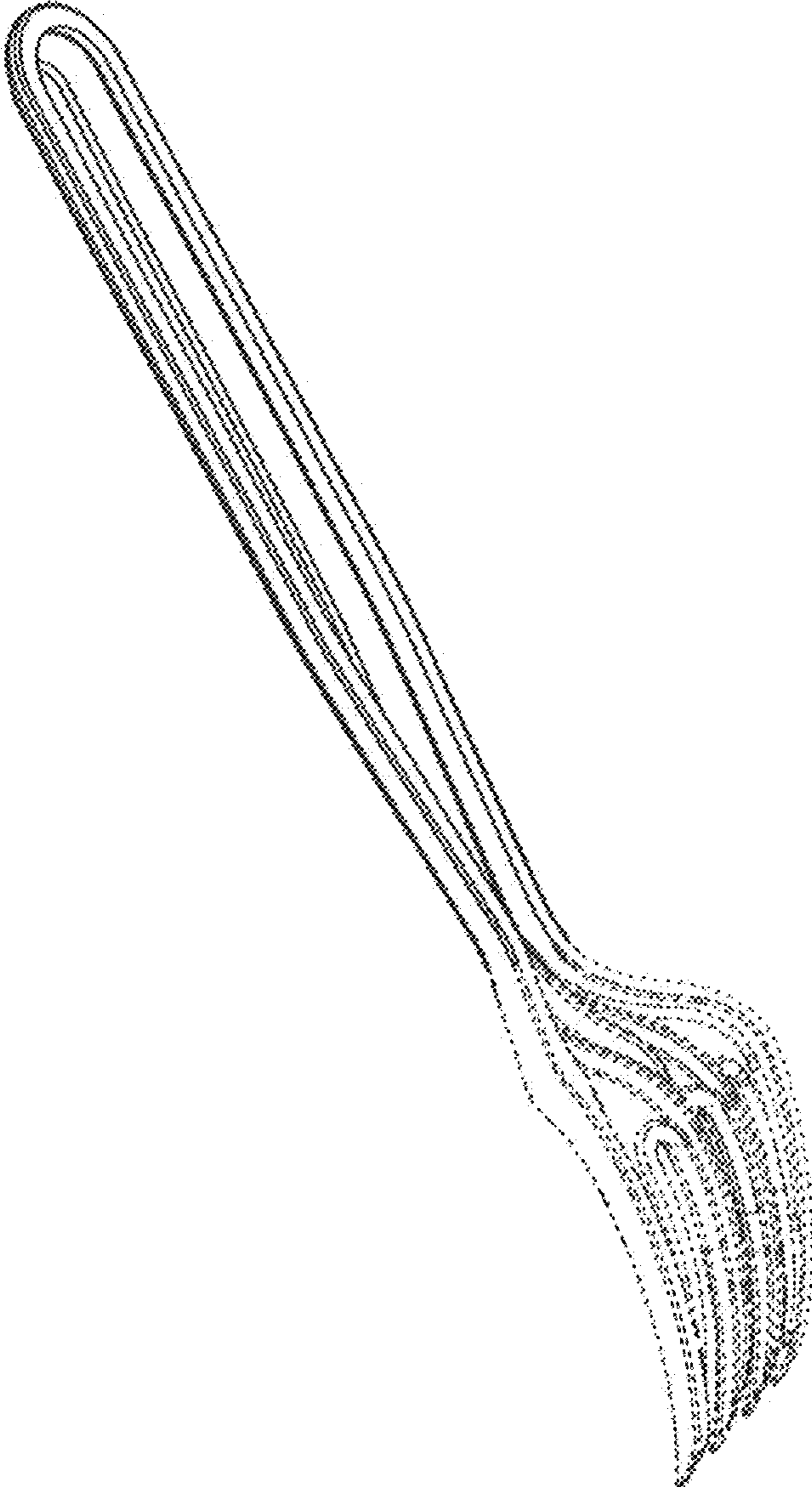


FIG. 5