



US00D775494S

(12) **United States Design Patent**  
**Faber**

(10) **Patent No.:** **US D775,494 S**

(45) **Date of Patent:** **\*\* Jan. 3, 2017**

(54) **SHOE-SHAPE CUP**

(71) Applicant: **Robert M. Faber**, Savannah, GA (US)

(72) Inventor: **Robert M. Faber**, Savannah, GA (US)

(\*\*) Term: **15 Years**

(21) Appl. No.: **29/560,664**

(22) Filed: **Apr. 8, 2016**

**Related U.S. Application Data**

(63) Continuation-in-part of application No. 29/527,159, filed on May 15, 2015, now Pat. No. Des. 758,801.

(51) **LOC (10) Cl.** ..... **07-01**

(52) **U.S. Cl.**

USPC ..... **D7/515**; D2/910

(58) **Field of Classification Search**

USPC ..... D7/523, 532, 507, 509, 514, 515, 524,  
D7/564, 559, 551.1, 544, 567, 571, 536,  
D7/533, 625, 619.2, 689, 651, 517, 520,  
D7/604, 606; 220/713, 703, 592.16, 715;  
D2/918, 930, 925, 931, 950, 948, 922,  
D2/897, 966, 910, 939, 941; D19/91;  
D30/129, 102; D28/73, 61, 67; D9/621,  
D9/631; D11/160, 164, 157  
CPC .... A47G 19/2205; A47G 19/02; A47G 21/18;  
A24F 3/00

See application file for complete search history.

(56) **References Cited**

**U.S. PATENT DOCUMENTS**

D101,977 S \* 11/1936 Zuckerman ..... 36/50.1  
D125,667 S \* 3/1941 Mancik et al. .... D2/910

D149,073 S \* 3/1948 Levin ..... D2/939  
2,643,468 A \* 6/1953 Gottschalk ..... A43B 3/20  
36/7.4  
D341,475 S \* 11/1993 Ikezawa ..... D2/913  
D349,217 S \* 8/1994 Spencer ..... D7/606  
D428,549 S \* 7/2000 Ruffin ..... D2/925  
D564,188 S \* 3/2008 Woodbury ..... D2/913  
D582,637 S \* 12/2008 Guers-Neyraud ..... D2/925  
D595,543 S \* 7/2009 Mandel ..... D2/910  
8,863,406 B2 \* 10/2014 Moore ..... A43B 3/242  
36/1.5  
D728,917 S \* 5/2015 Spring ..... D2/965  
D739,999 S \* 10/2015 Hardy ..... D2/910  
D752,393 S \* 3/2016 Boyden ..... D7/515  
D752,394 S \* 3/2016 Boyden ..... D7/515  
D757,406 S \* 5/2016 Stillwagon ..... D2/910

\* cited by examiner

*Primary Examiner* — Marianne Pandozzi

(74) *Attorney, Agent, or Firm* — Dale J. Ream

(57) **CLAIM**

The ornamental design for a shoe-shape cup, as shown and described.

**DESCRIPTION**

FIG. 1 is a perspective view of a shoe-shape cup showing my new design;  
FIG. 2 is a front view thereof;  
FIG. 3 is a back view thereof;  
FIG. 4 is a right side view thereof;  
FIG. 5 is a left side view thereof;  
FIG. 6 is a top view thereof; and,  
FIG. 7 is a bottom view thereof.

**1 Claim, 7 Drawing Sheets**





FIG. 1

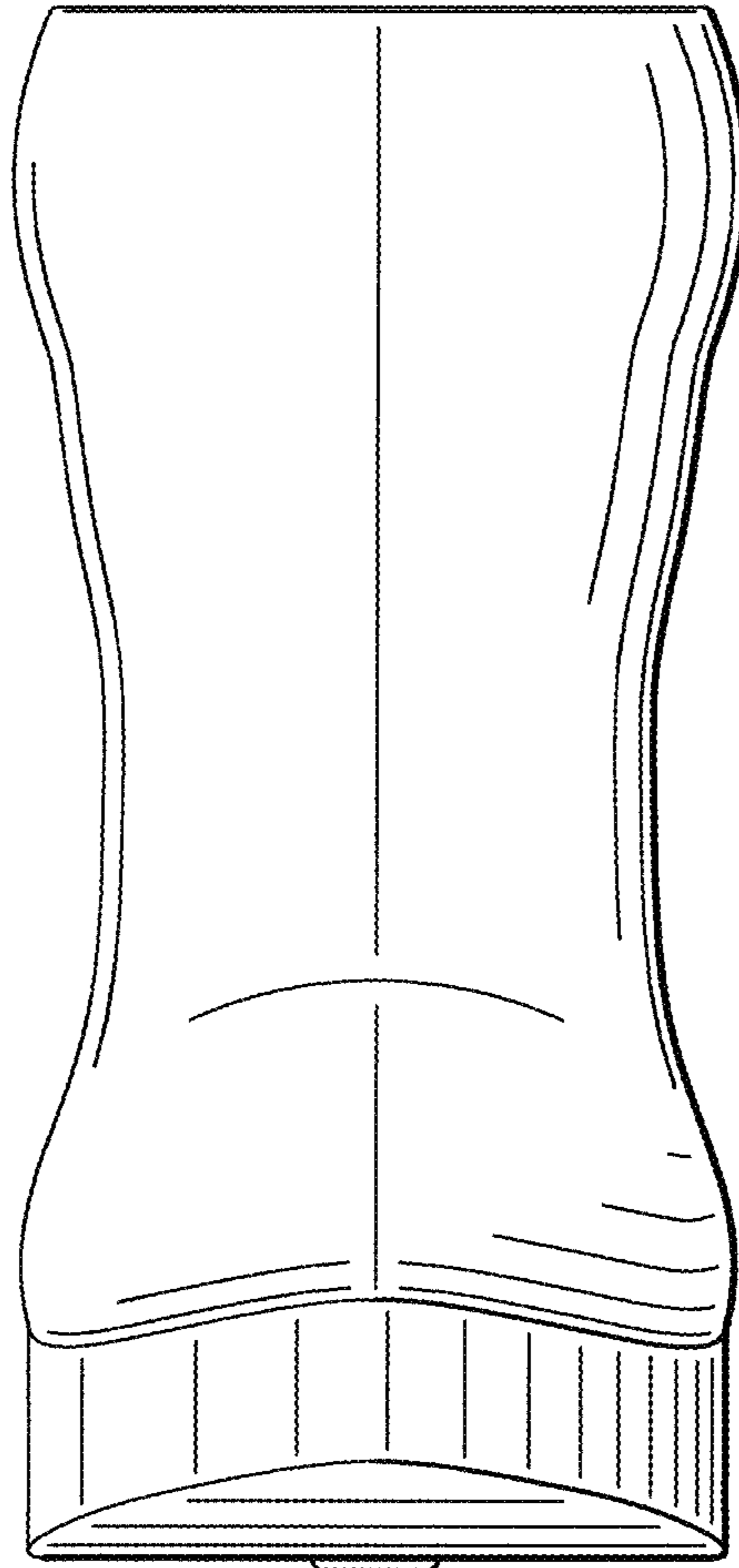


FIG. 2

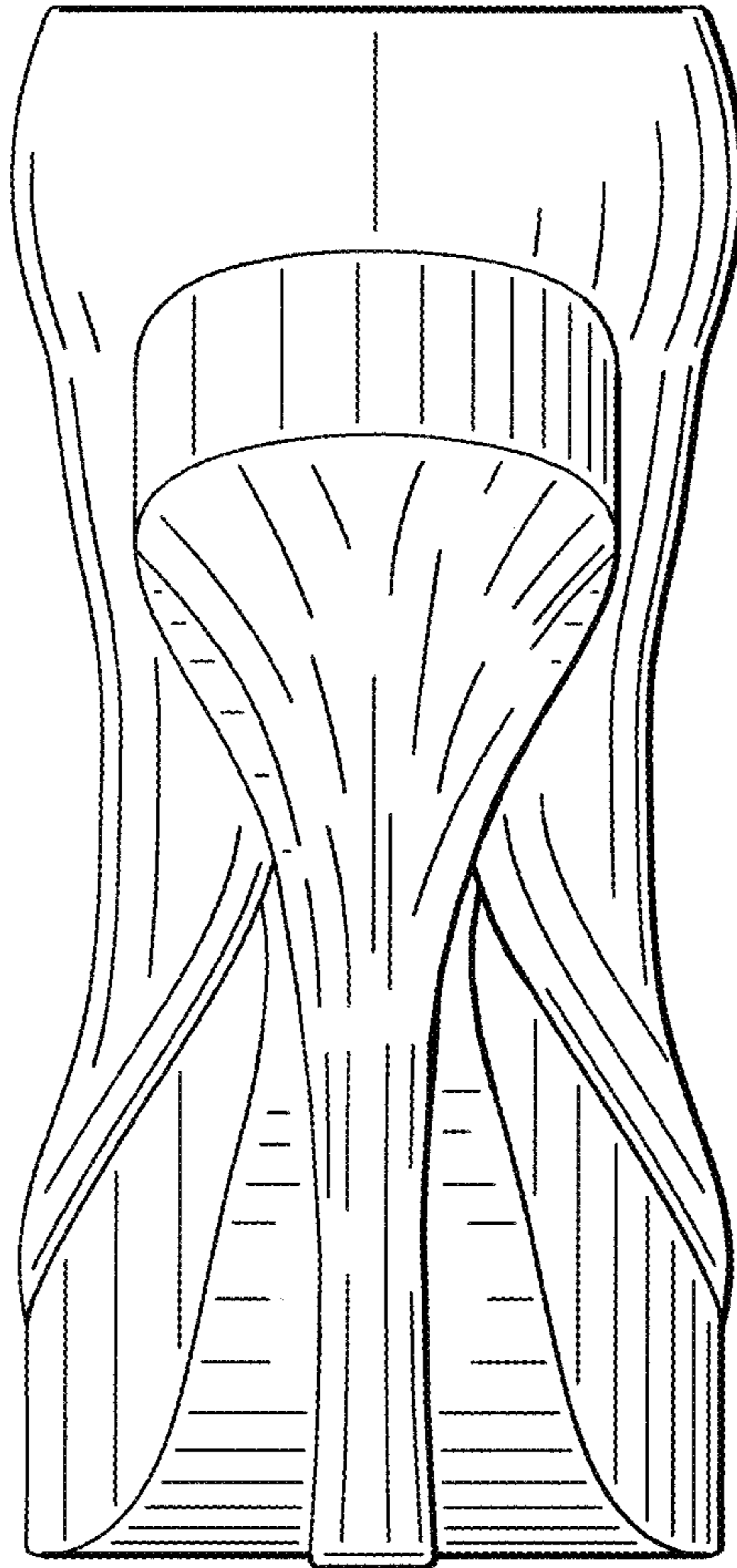


FIG. 3




FIG. 4

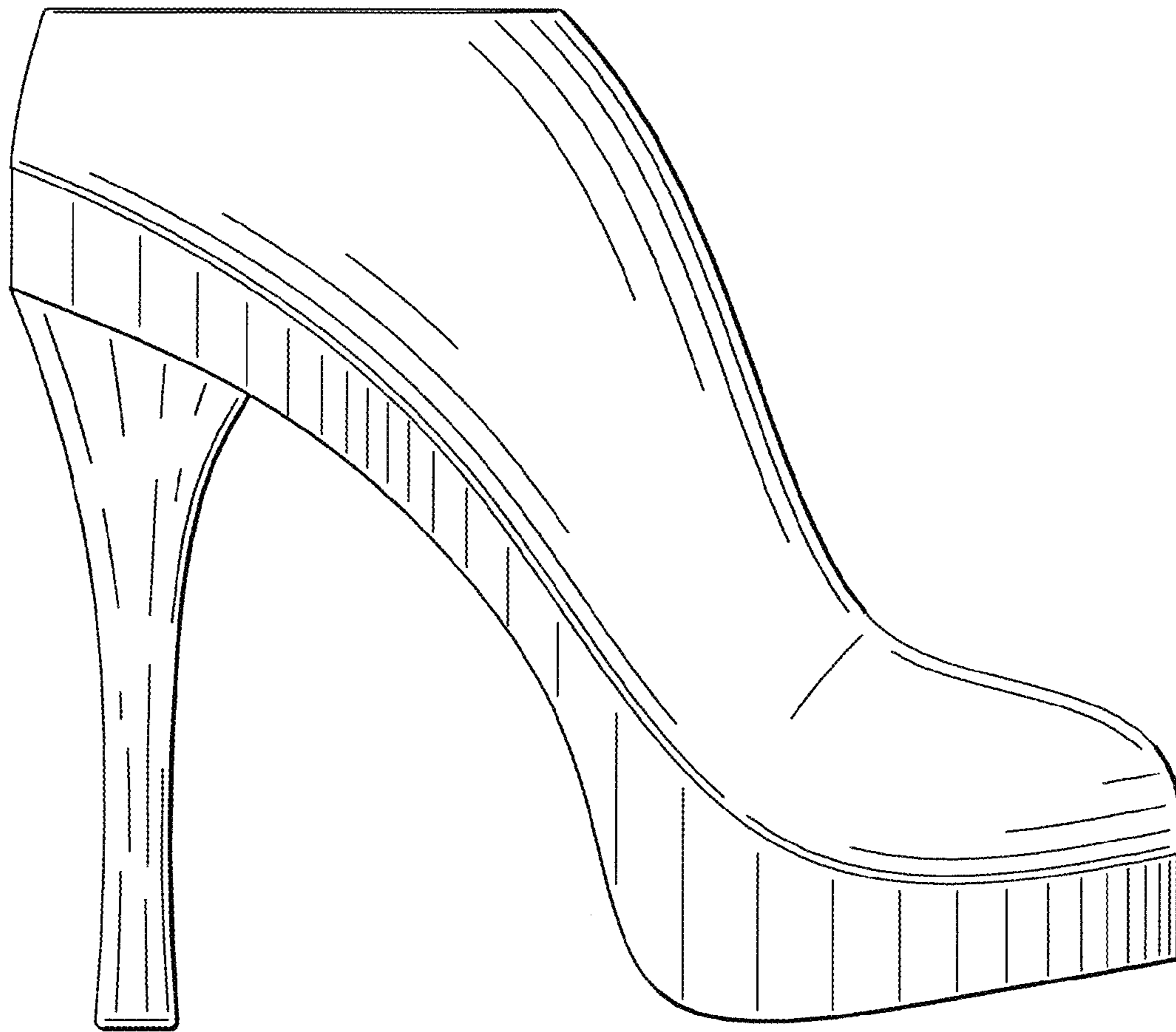


FIG. 5

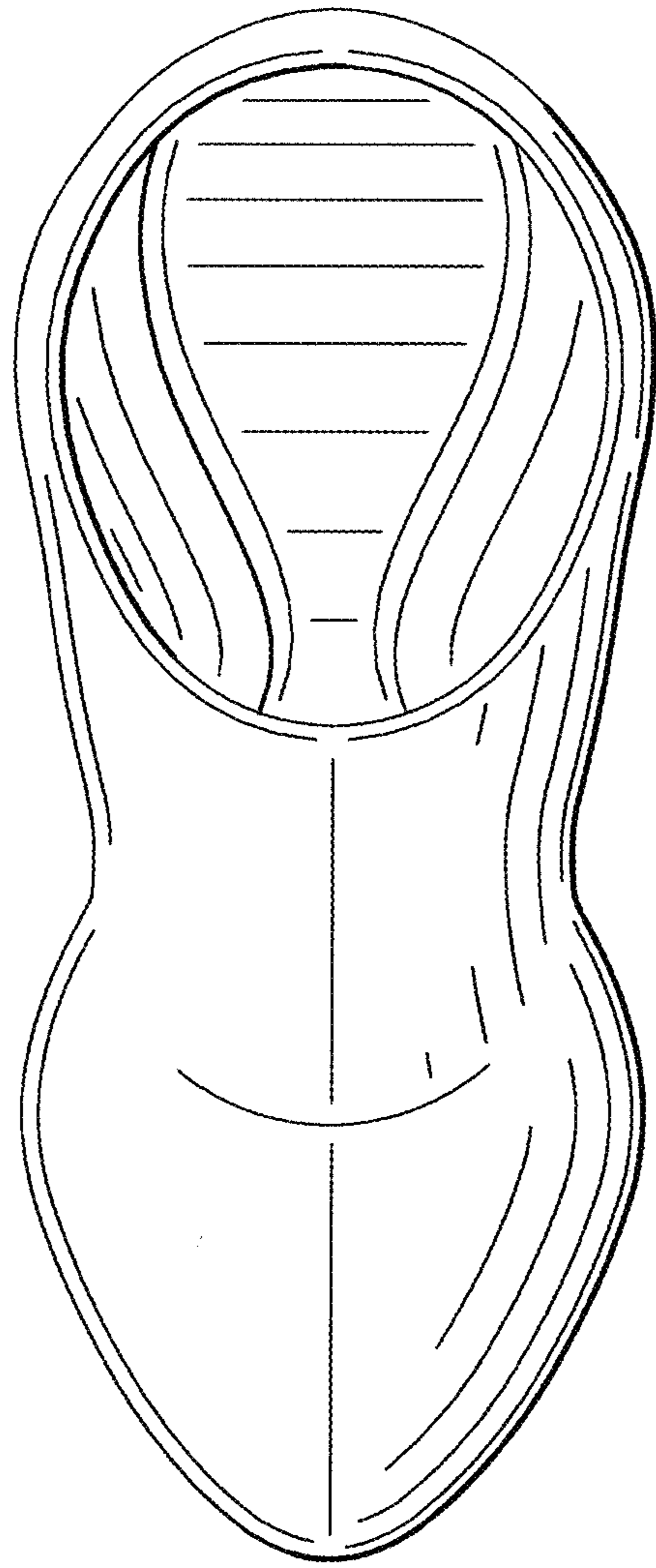


FIG. 6

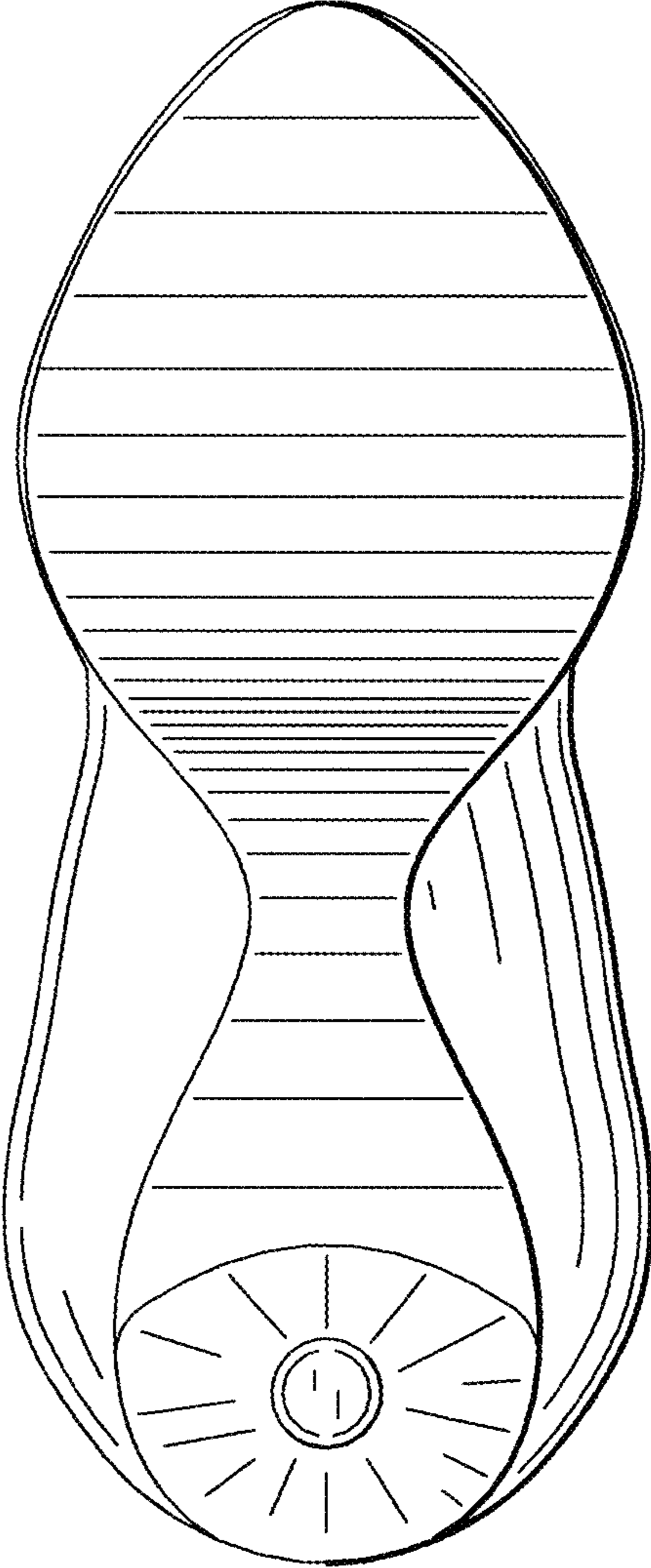


FIG. 7