



US00D775471S

(12) **United States Design Patent**
Chitayat et al.

(10) **Patent No.:** **US D775,471 S**
(45) **Date of Patent:** **** Jan. 3, 2017**

(54) **LAID BACK BRUSH**

2200/3033;A46B 2200/3093; B08B 1/24;
B08B 1/002

(71) Applicant: **Genimex Jersey Ltd.**, Shanghai (CN)

See application file for complete search history.

(72) Inventors: **David Dennys Chitayat**, Shanghai (CN); **Heather Tomasetti Kauffman**, New York, NY (US); **Pieter Schouten**, Berkeley, CA (US)

(56) **References Cited**

U.S. PATENT DOCUMENTS

D414,005 S *	9/1999	Lehnertz	D32/45
D415,007 S *	10/1999	Jimenez	D8/107
D602,697 S *	10/2009	Chitayat	D4/130
D628,806 S *	12/2010	van der Lande	D4/104
D734,908 S *	7/2015	Chitayat	D32/40
D737,531 S *	8/2015	Chitayat	D32/40

(73) Assignee: **FC BRANDS LIMITED**, Central Hong Kong (HK)

(**) Term: **15 Years**

* cited by examiner

(21) Appl. No.: **29/568,573**

Primary Examiner — Keli L Hill

(22) Filed: **Jun. 20, 2016**

(74) *Attorney, Agent, or Firm* — Finch & Maloney PLLC

Related U.S. Application Data

(60) Division of application No. 29/487,212, filed on Apr. 7, 2014, now Pat. No. Des. 762,392, which is a continuation-in-part of application No. 12/729,605, filed on Mar. 23, 2010, now abandoned.

(57) **CLAIM**

The ornamental design for a laid back brush, as shown and described.

(51) **LOC (10) Cl.** **04-01**

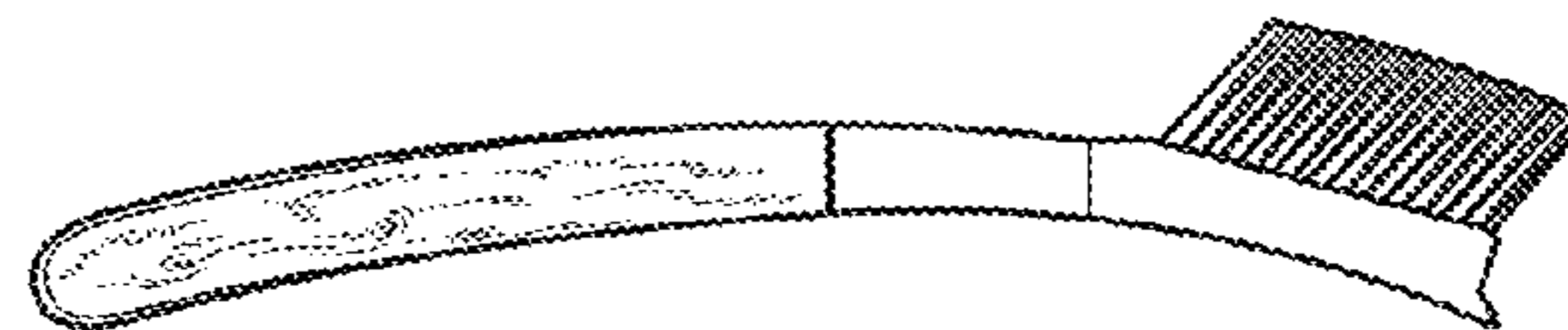
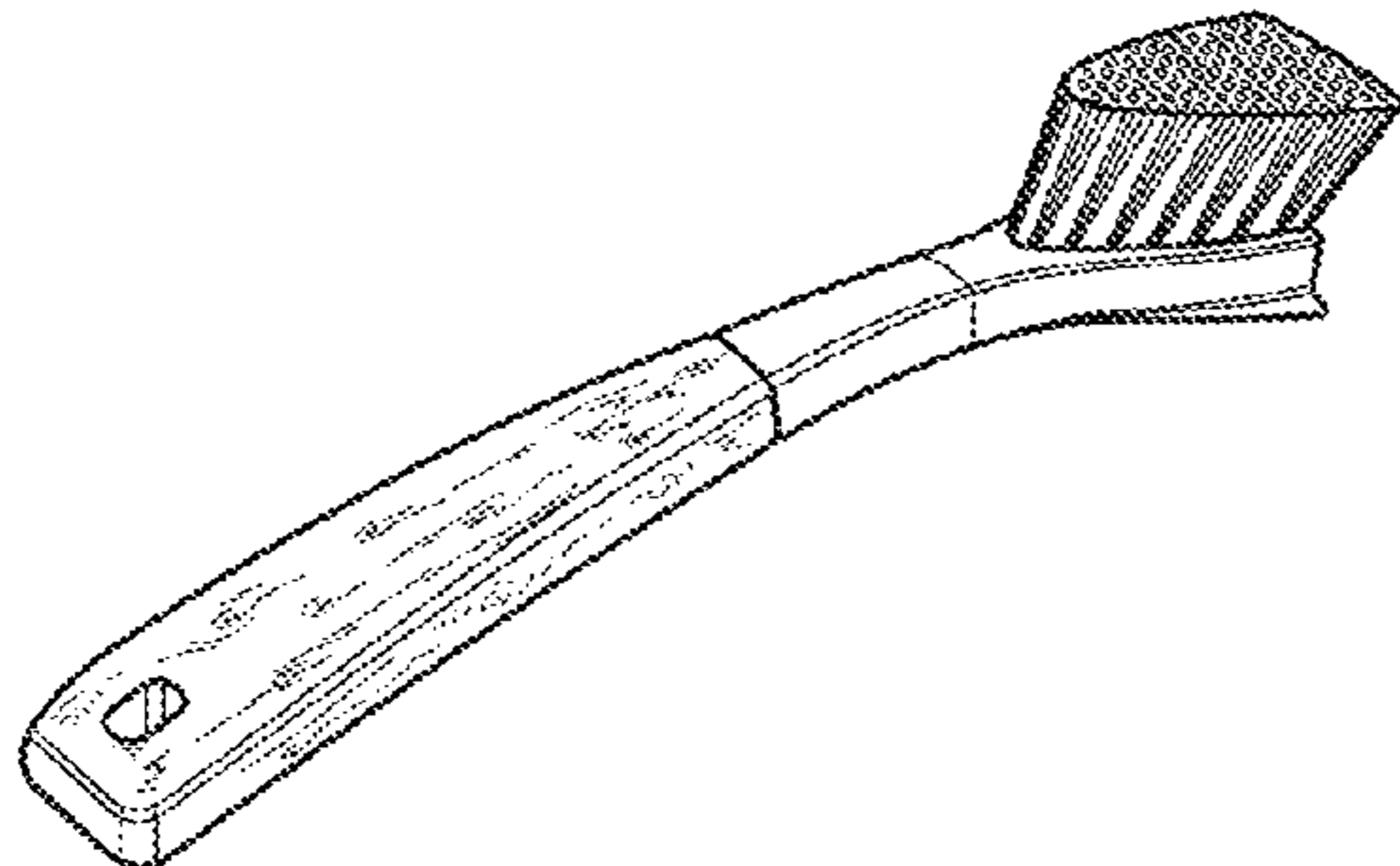
DESCRIPTION

(52) **U.S. Cl.**
USPC **D4/118**

(58) **Field of Classification Search**
USPC ... D4/114, 116, 118, 130–136, 138; 15/21.1, 15/143.1, 145, 159.1, 160, 186–188; 132/120, 142, 313; D8/80, 83, 94, 107, D8/300; D32/40, 42, 46, 49, 51, 52
CPC A45D 24/14; A45D 24/16; A46B 3/005; A46B 5/00; A46B 5/02; A46B 5/021; A46B 9/02; A46B 9/021; A46B 9/023; A46B 13/001; A46B 13/008; A46B 15/0055; A46B 15/0081; A46B 15/0087; A46B 17/02; A46B 2200/30; A46B 2200/104; A46B 2200/106; A46B 2200/202; A46B 2200/205; A46B 2200/207; A46B 2200/304; A46B 2200/1006; A46B 2200/1046; A46B 2200/1053; A46B 2200/3006; A46B

FIG. 1 is a perspective view of the first embodiment of the laid back brush;
FIG. 2 is a right-hand view thereof, the left-hand elevation view being a mirror image thereof;
FIG. 3 is a bottom view thereof;
FIG. 4 is a top view thereof;
FIG. 5 is a front view thereof; and
FIG. 6 is back view thereof; and
FIG. 7 is a perspective view of the second embodiment of the laid back brush;
FIG. 8 is a right-hand view thereof, the left-hand elevation view being a mirror image thereof;
FIG. 9 is a bottom view thereof;
FIG. 10 is a top view thereof;
FIG. 11 is a front view thereof; and,
FIG. 12 is back view thereof.

1 Claim, 2 Drawing Sheets



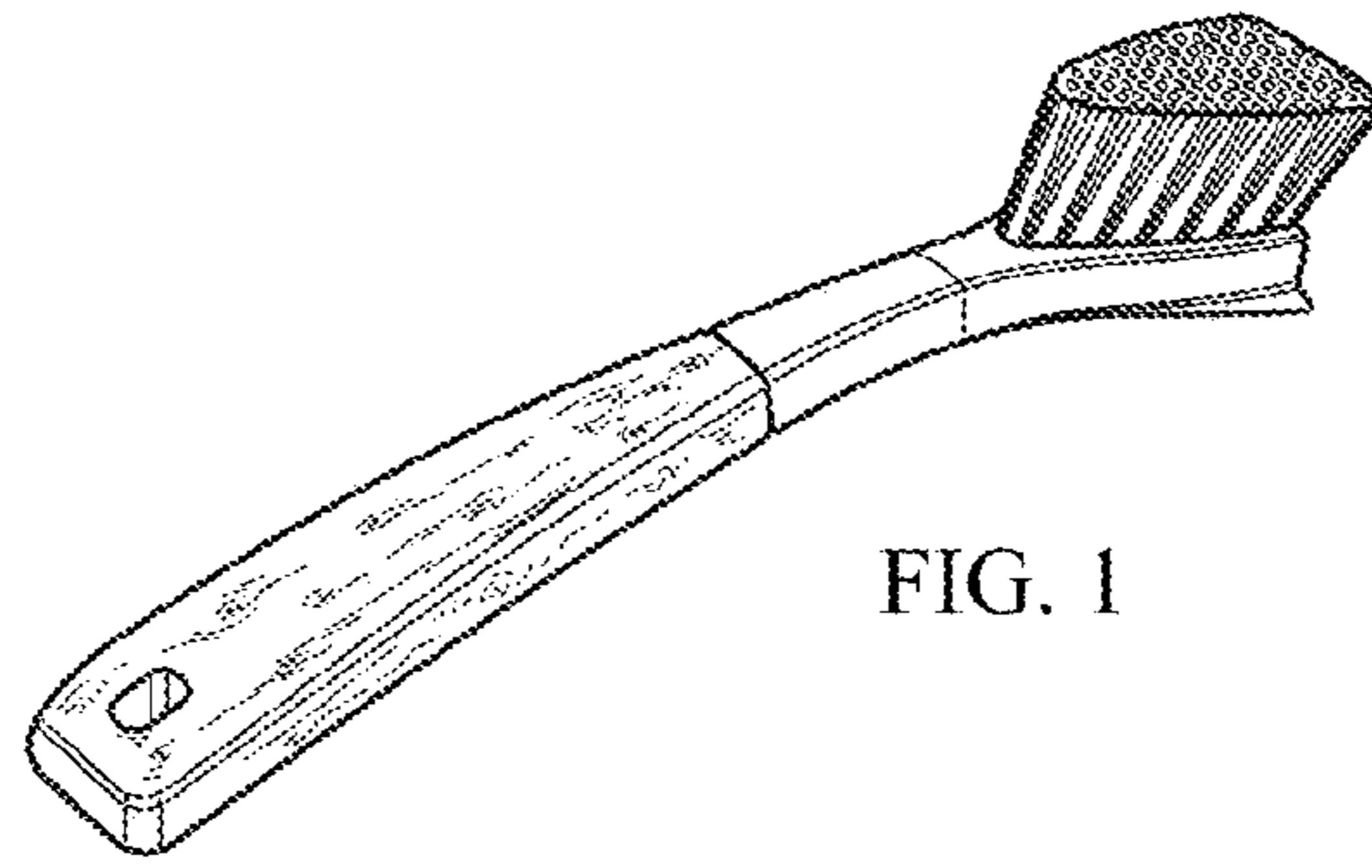


FIG. 1

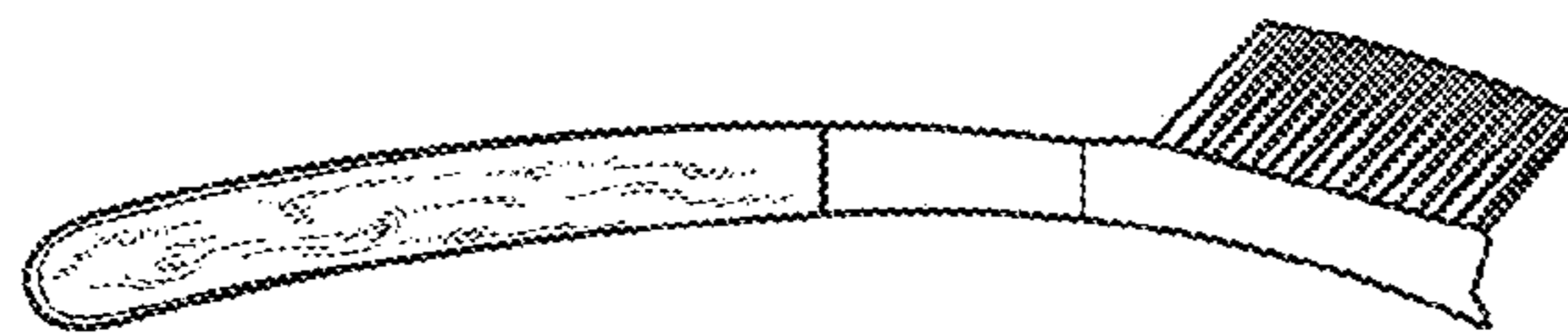


FIG. 2



FIG. 3



FIG. 4




FIG. 5




FIG. 6

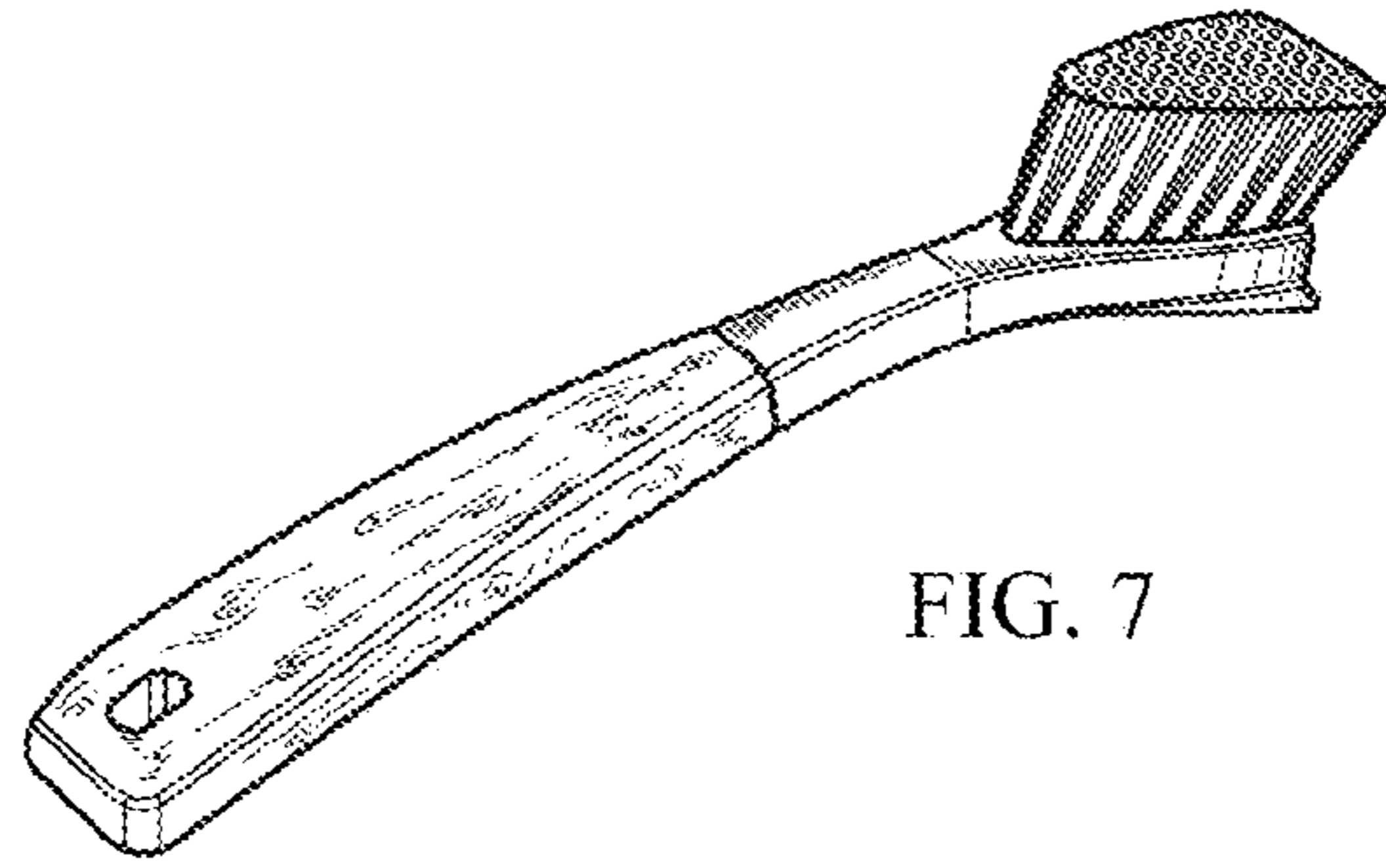


FIG. 7

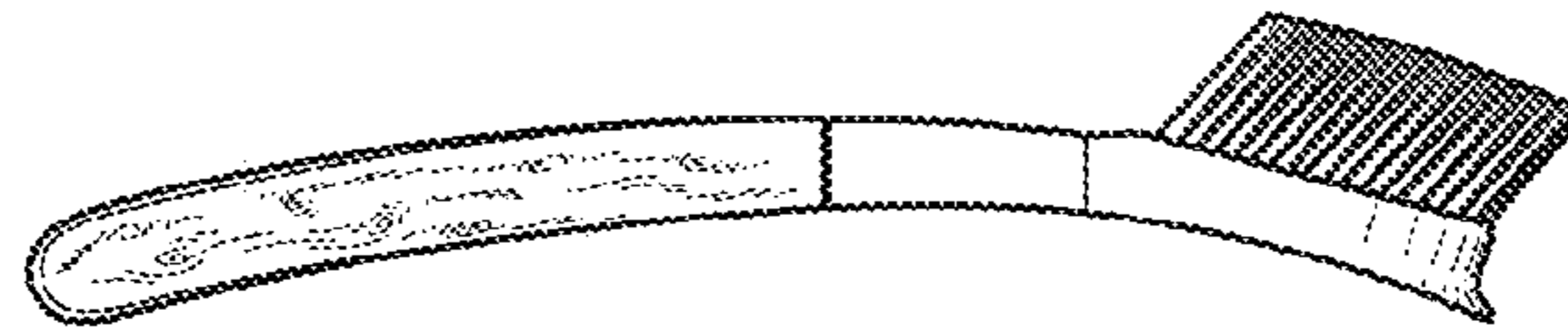


FIG. 8



FIG. 9



FIG. 10




FIG. 11



FIG. 12