



US00D775466S

(12) **United States Design Patent** (10) **Patent No.:** **US D775,466 S**  
**Wang** (45) **Date of Patent:** **\*\* Jan. 3, 2017**

- (54) **TRAY WITH MAGNETIC BACK PANEL**
- (71) Applicant: **AMPRO NORTH AMERICA CORP.**,  
Chino Hills, CA (US)
- (72) Inventor: **Scott Chien-Kuo Wang**, Irvine, CA  
(US)
- (73) Assignee: **AMPRO NORTH AMERICA CORP.**,  
Irvine, CA (US)

D707,500 S \* 6/2014 Breuss ..... D7/641  
 D711,665 S \* 8/2014 Mattei ..... D6/567  
 D734,839 S \* 7/2015 Jones ..... D23/304  
 D745,817 S \* 12/2015 Amash ..... D3/313  
 D750,909 S \* 3/2016 Hickman ..... D3/304  
 9,417,007 B2 \* 8/2016 Yochum ..... F25D 25/022

\* cited by examiner

*Primary Examiner* — Kelley Donnelly

(74) *Attorney, Agent, or Firm* — Vista IP Law Group LLP

- (\*\*) Term: **15 Years**
- (21) Appl. No.: **29/534,441**

(57) **CLAIM**

The ornamental design for a tray with magnetic back panel, as shown and described.

- (22) Filed: **Jul. 28, 2015**
- (51) **LOC (10) Cl.** ..... **03-01**
- (52) **U.S. Cl.**  
USPC ..... **D3/304**
- (58) **Field of Classification Search**  
USPC ..... D7/543, 545, 546, 549, 550.1, 552.1,  
D7/553, 553.1, 553.2, 553.6, 554.2;  
D9/424, 432, 715, 761; D30/129–130;  
D3/304–315  
CPC ..... B65D 1/34; B65D 21/00; B65D 21/02;  
B65D 21/0204  
See application file for complete search history.

**DESCRIPTION**

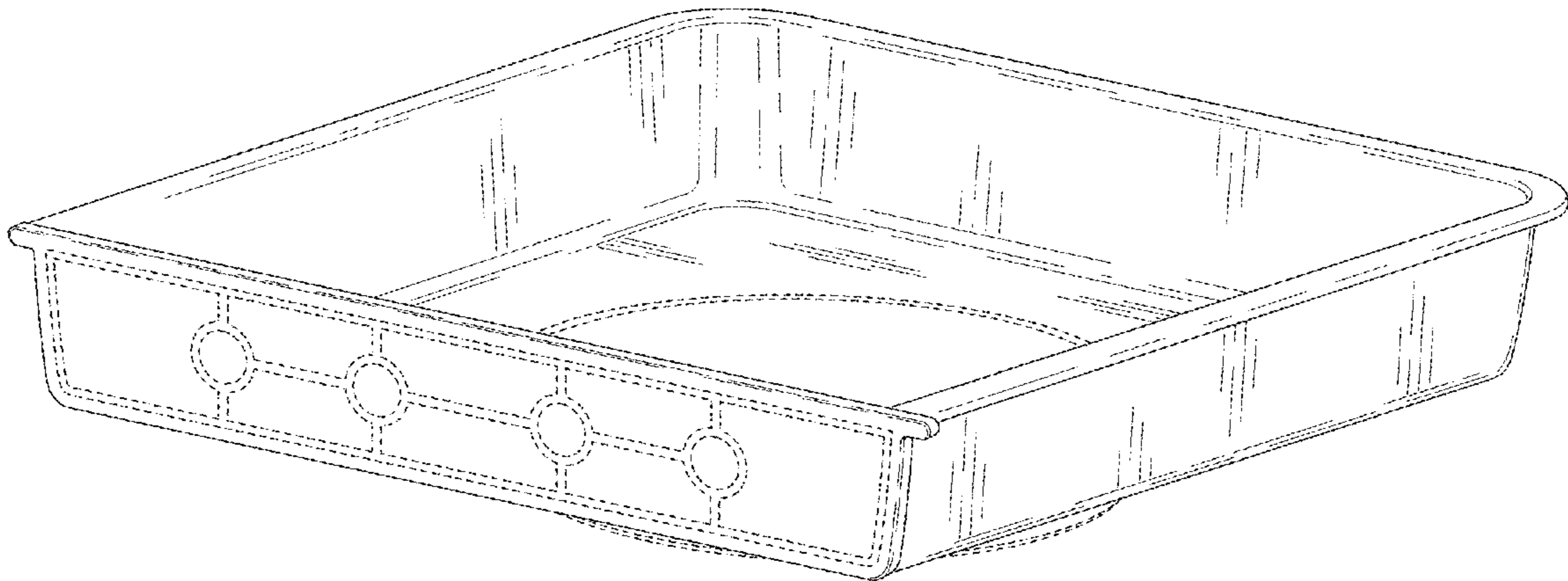
FIG. 1 is a back perspective view of a tray with magnetic back panel showing the new design;  
 FIG. 2 is a front view thereof;  
 FIG. 3 is a back view thereof;  
 FIG. 4 is a right side view thereof;  
 FIG. 5 is a left side view thereof;  
 FIG. 6 is a top view thereof;  
 FIG. 7 is a bottom view thereof;  
 FIG. 8 is a back perspective view of a tray with magnetic back panel showing an alternate embodiment of the new design;  
 FIG. 9 is a front view thereof;  
 FIG. 10 is a back view thereof;  
 FIG. 11 is a left side view thereof;  
 FIG. 12 is a right side view thereof;  
 FIG. 13 is a top view thereof; and,  
 FIG. 14 is a bottom view thereof.  
 The broken lines are for the purpose of illustrating portions of the tray with magnetic back panel, and form no part of the claimed design.

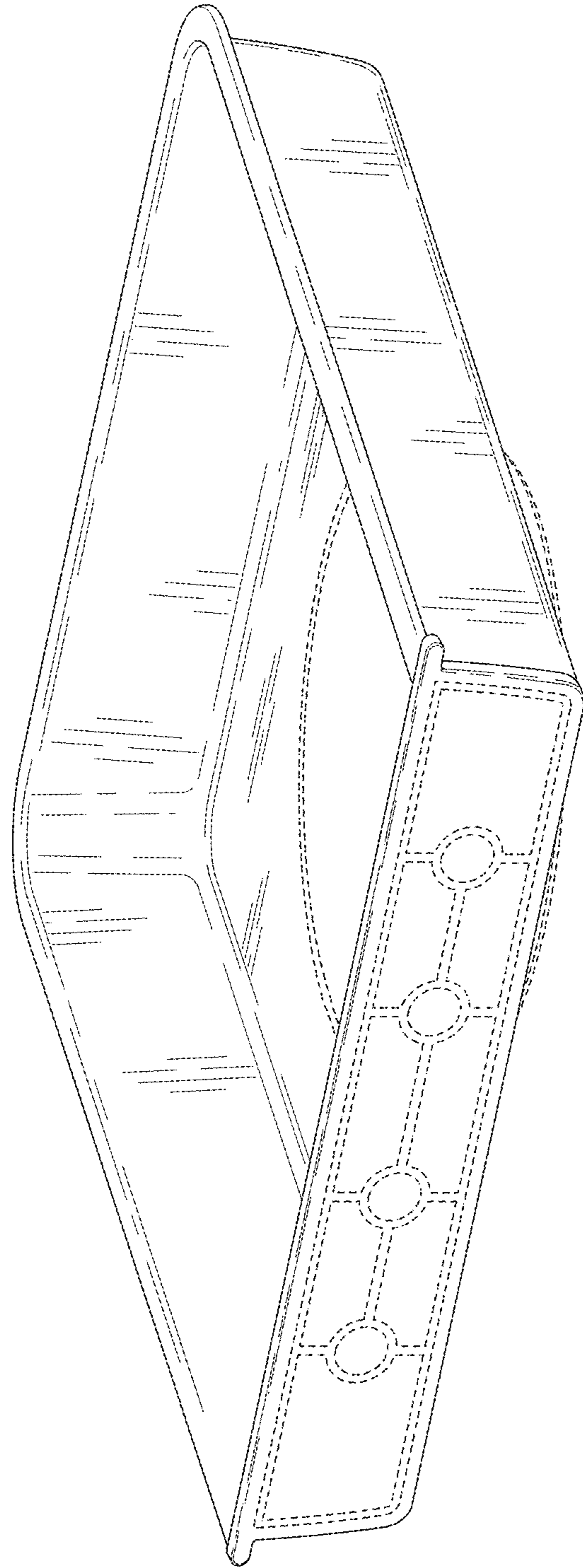
(56) **References Cited**

U.S. PATENT DOCUMENTS

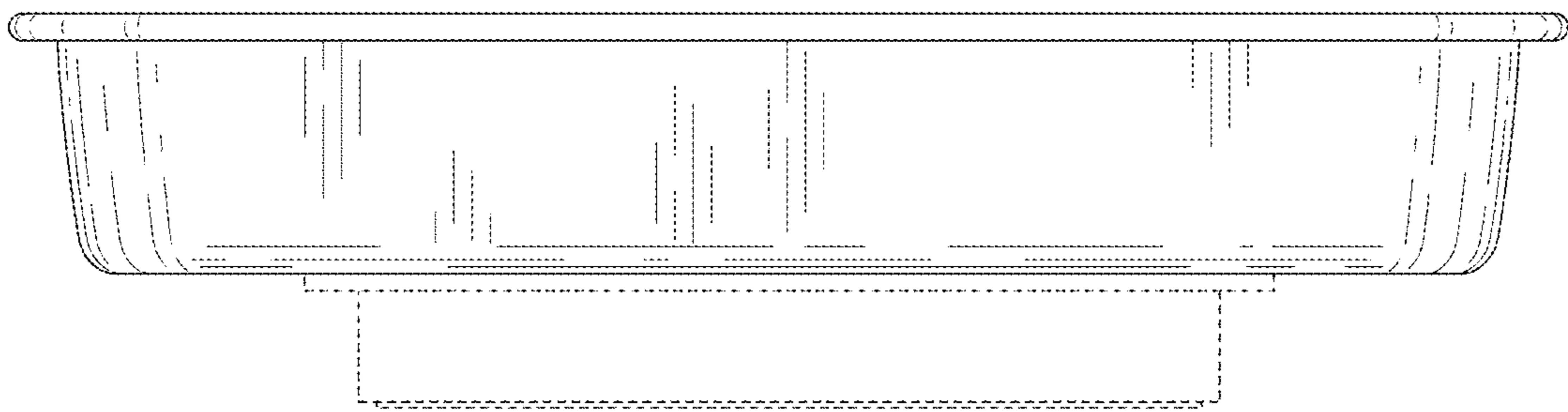
D338,685 S \* 8/1993 Dakich ..... D19/92  
 D344,838 S \* 3/1994 Hakansson ..... D3/304  
 D420,851 S \* 2/2000 Wagner ..... D7/402  
 D472,102 S \* 3/2003 Tyler ..... D7/543  
 D489,575 S \* 5/2004 De Neubourg ..... D7/554.3  
 D635,192 S \* 3/2011 Chuang ..... D19/92  
 D660,444 S \* 5/2012 Tran ..... D24/204

**1 Claim, 10 Drawing Sheets**

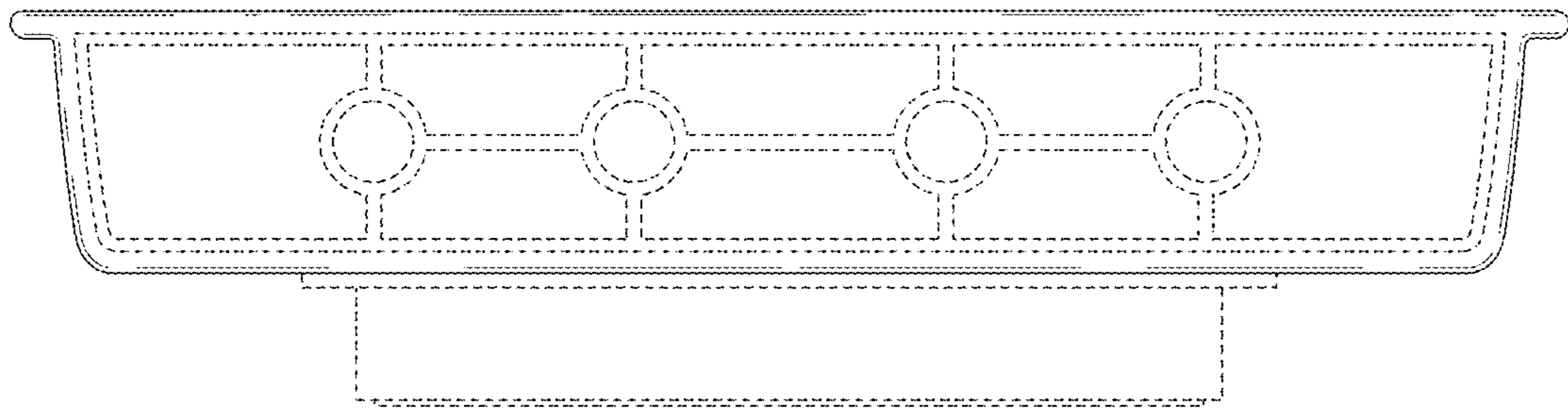




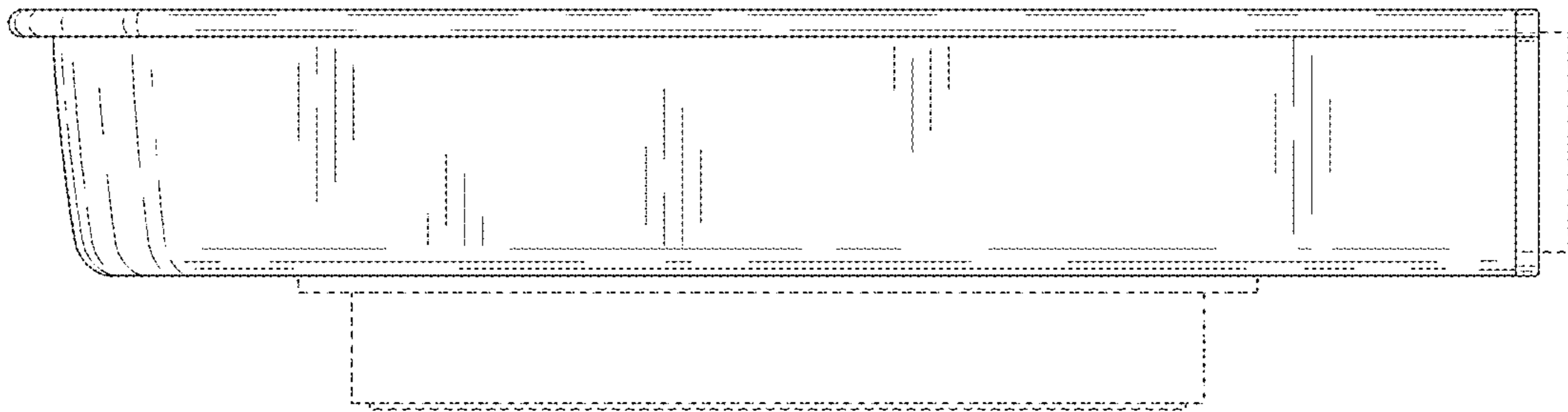
*Fig. 1*



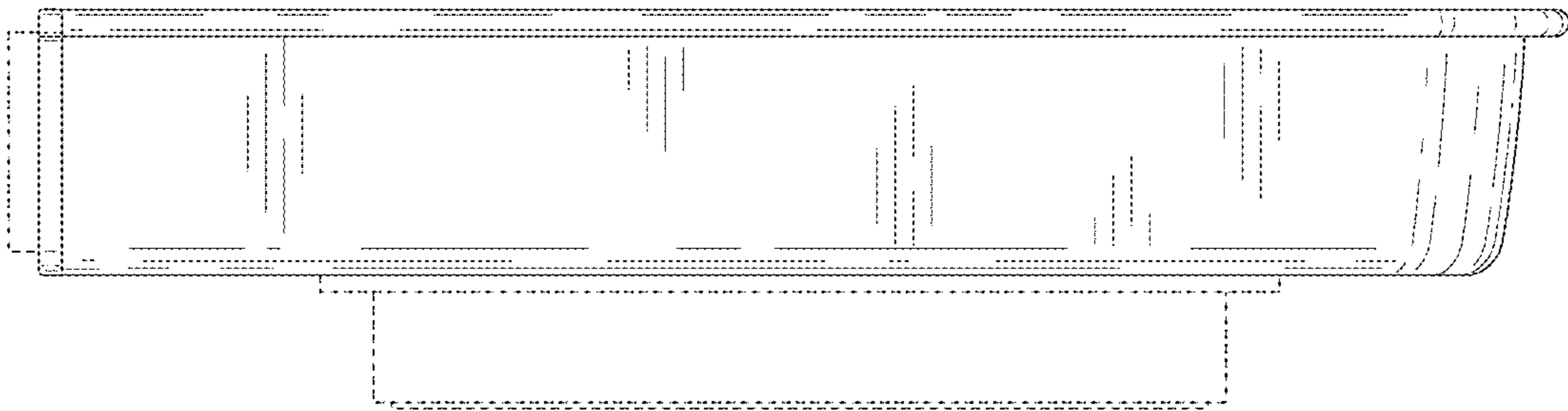
*Fig. 2*



*Fig. 3*




*Fig. 4*

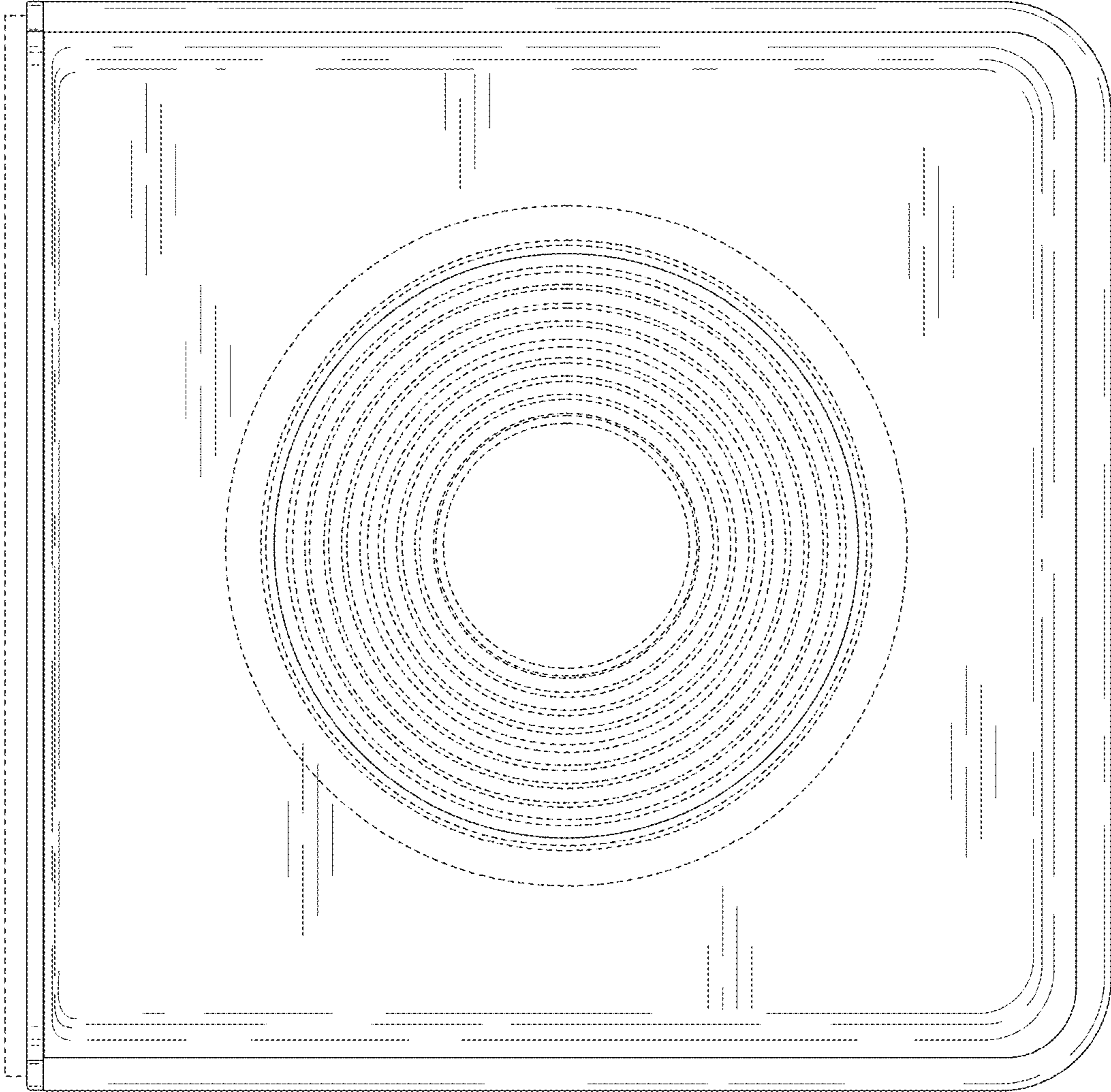


*Fig. 5*

*Fig. 6*



*Fig. 7*



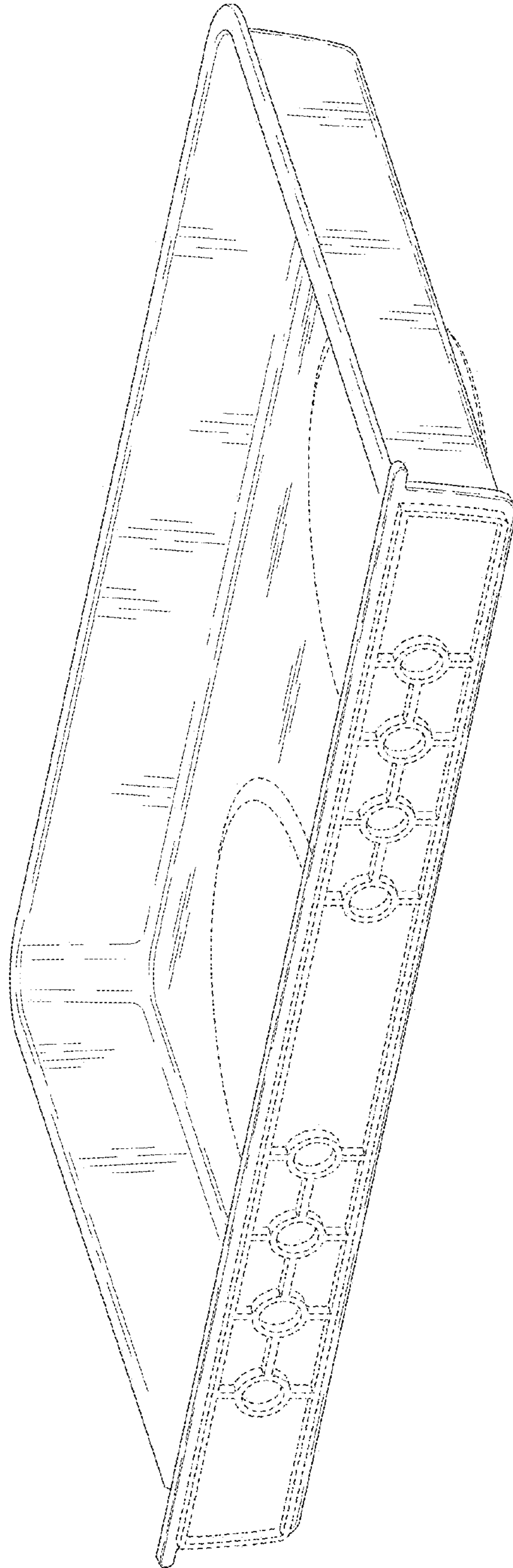
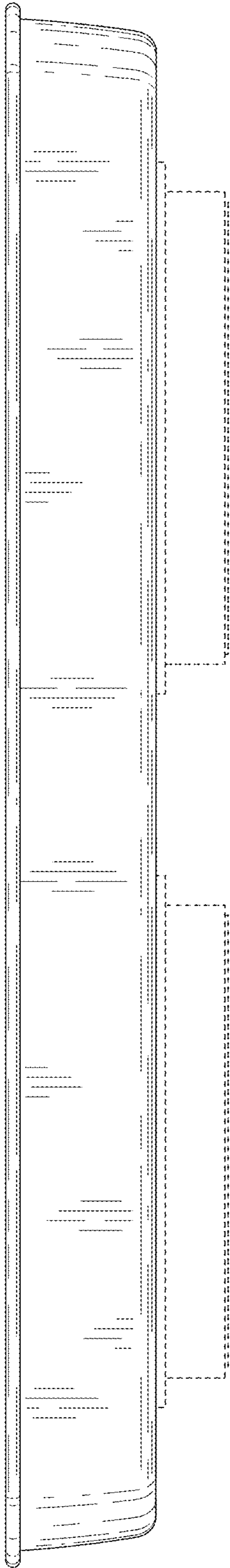
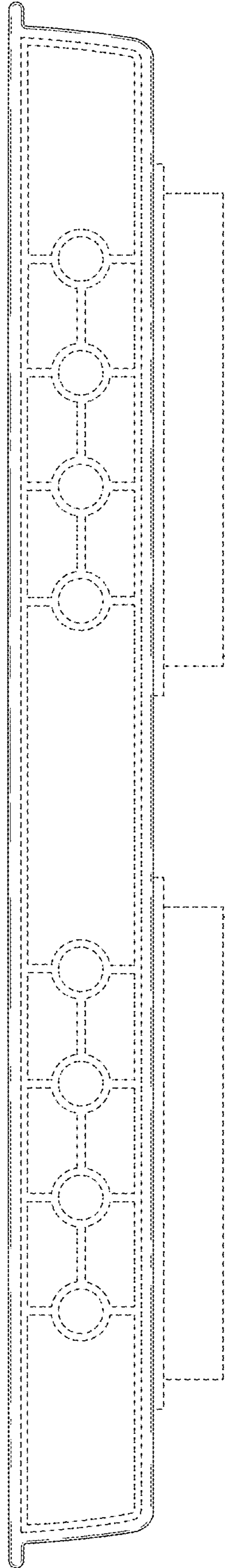


Fig. 8



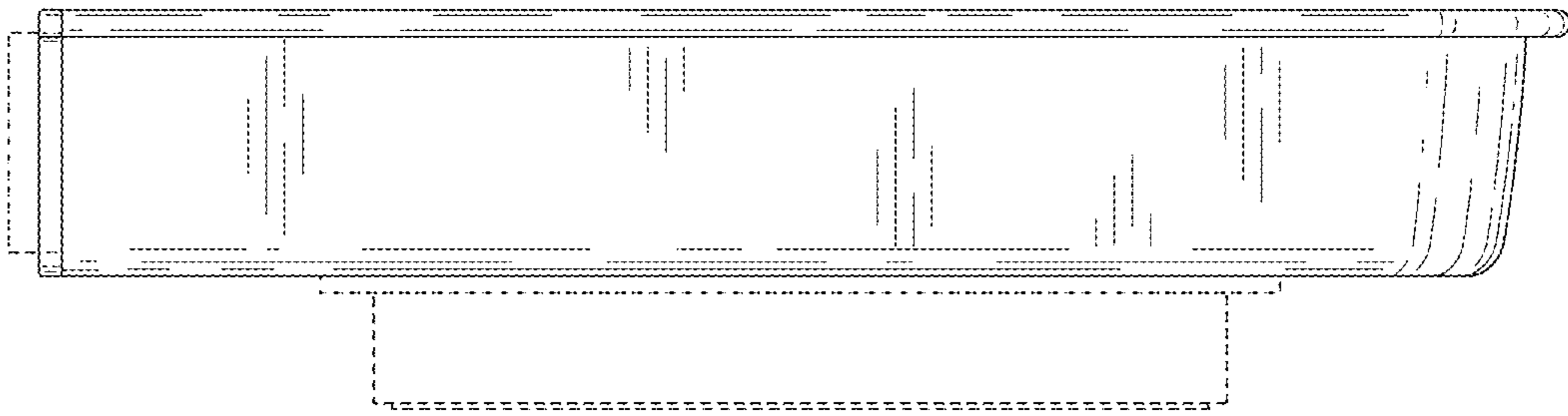
*Fig. 9*




*Fig. 10*



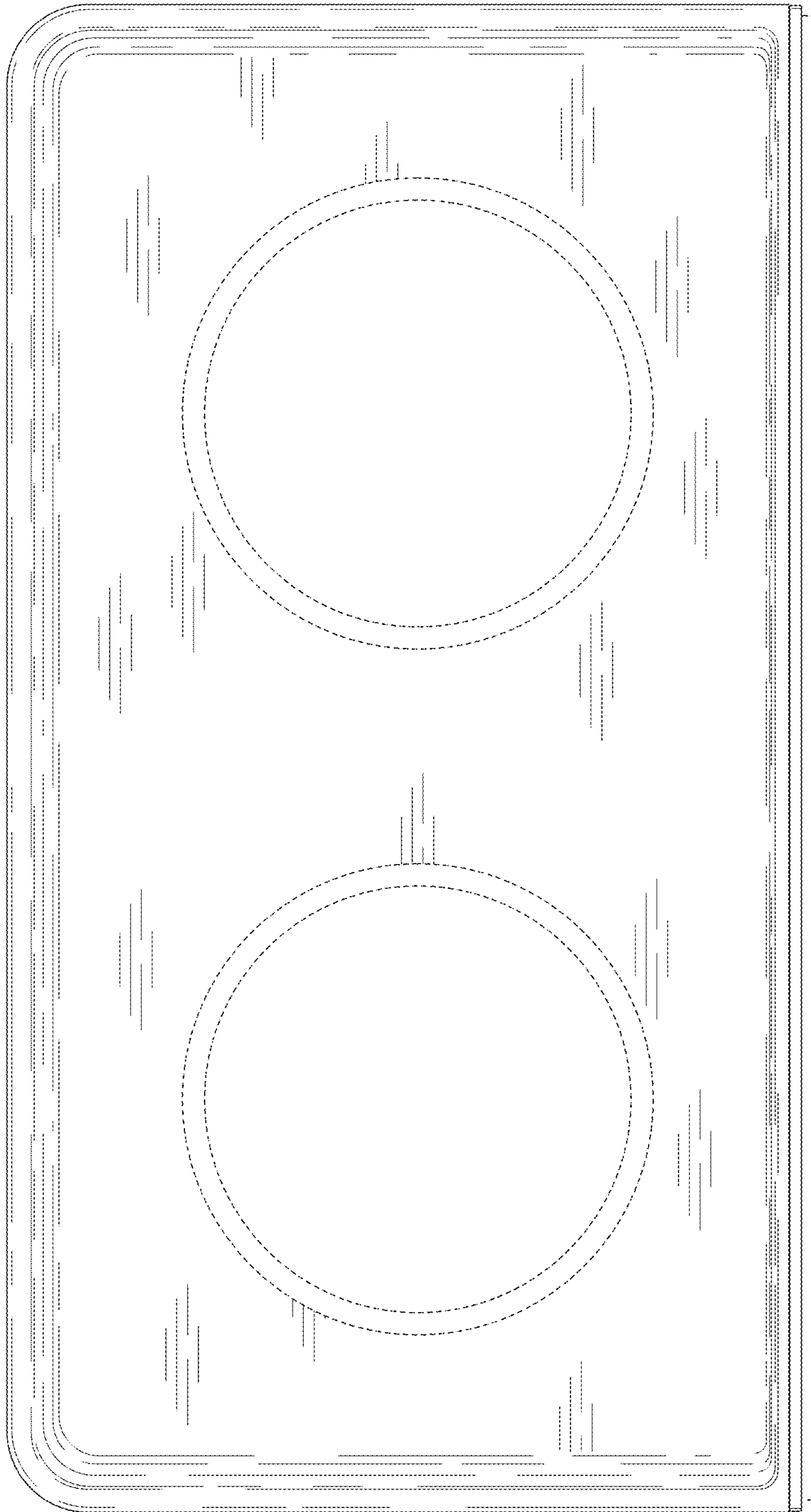
*Fig. 11*



*Fig. 12*



*Fig. 13*



*Fig. 14*

