



US00D775459S

(12) **United States Design Patent** (10) **Patent No.:** **US D775,459 S**
Seo (45) **Date of Patent:** **** Jan. 3, 2017**

(54) **SHOE OUTSOLE**
(71) Applicant: **JIONE FRS CORPORATION**, Seoul (KR)
(72) Inventor: **Woo Seung Seo**, Seoul (KR)
(73) Assignee: **JIONES FRS CORPORATION** (KR)
(**) Term: **15 Years**
(21) Appl. No.: **29/528,275**
(22) Filed: **May 27, 2015**
(51) **LOC (10) Cl.** **02-04**
(52) **U.S. Cl.**
USPC **D2/953**; D2/951; D2/960
(58) **Field of Classification Search**
USPC D2/902, 906, 908, 916, 918, 925,
D2/946-962, 977; 36/3 B, 22 R, 24.5,
36/25 R, 28, 32 R, 34 R, 59 C, 67 A,
36/103
CPC A43B 13/00; A43B 13/02; A43B 13/023;
A43B 13/026; A43B 13/04; A43B 13/08;
A43B 13/10; A43B 13/12; A43B 13/14;
A43B 13/141; A43B 13/143; A43B 13/16;
A43B 13/18; A43B 13/181; A43B 13/187;
A43B 13/189; A43B 13/20; A43B 13/22;
A43B 13/223; A43B 13/24; A43B 13/28;
A43B 13/30; A43B 13/32; A43B 13/34;
A43B 13/36
See application file for complete search history.

(56) **References Cited**
U.S. PATENT DOCUMENTS
2,757,461 A * 8/1956 Cartmell A43B 3/00
36/32 A
D250,976 S * 2/1979 Finn D2/908
D329,131 S * 9/1992 Ostberg D2/953
D368,358 S * 4/1996 Valle D2/953

D378,471 S * 3/1997 Winson D2/953
D389,996 S * 2/1998 Sessa D2/961
D475,510 S * 6/2003 Reynolds D2/946
D498,903 S * 11/2004 Issler D2/947
D577,882 S * 10/2008 Little D2/916
D581,640 S * 12/2008 Earle D2/953
D604,482 S * 11/2009 Fletcher D2/917
D608,080 S * 1/2010 Della Valle D2/953
D636,155 S * 4/2011 Della Valle D2/907
D640,046 S * 6/2011 Claassen D2/953
D641,145 S * 7/2011 Della Valle D2/953
D659,958 S * 5/2012 Birkinhead D2/946
D685,567 S * 7/2013 Dolce D2/972
D693,554 S * 11/2013 Philipp D2/961
D699,423 S * 2/2014 Della Valle D2/951
D707,949 S * 7/2014 VanHook D2/972
D716,024 S * 10/2014 Bramani D2/951
D717,030 S * 11/2014 Della Valle D2/951
D723,773 S * 3/2015 Raysse D2/947
D724,828 S * 3/2015 Lonigan D2/951
D743,153 S * 11/2015 Taylor D2/947
D744,218 S * 12/2015 Miner D2/951

(Continued)

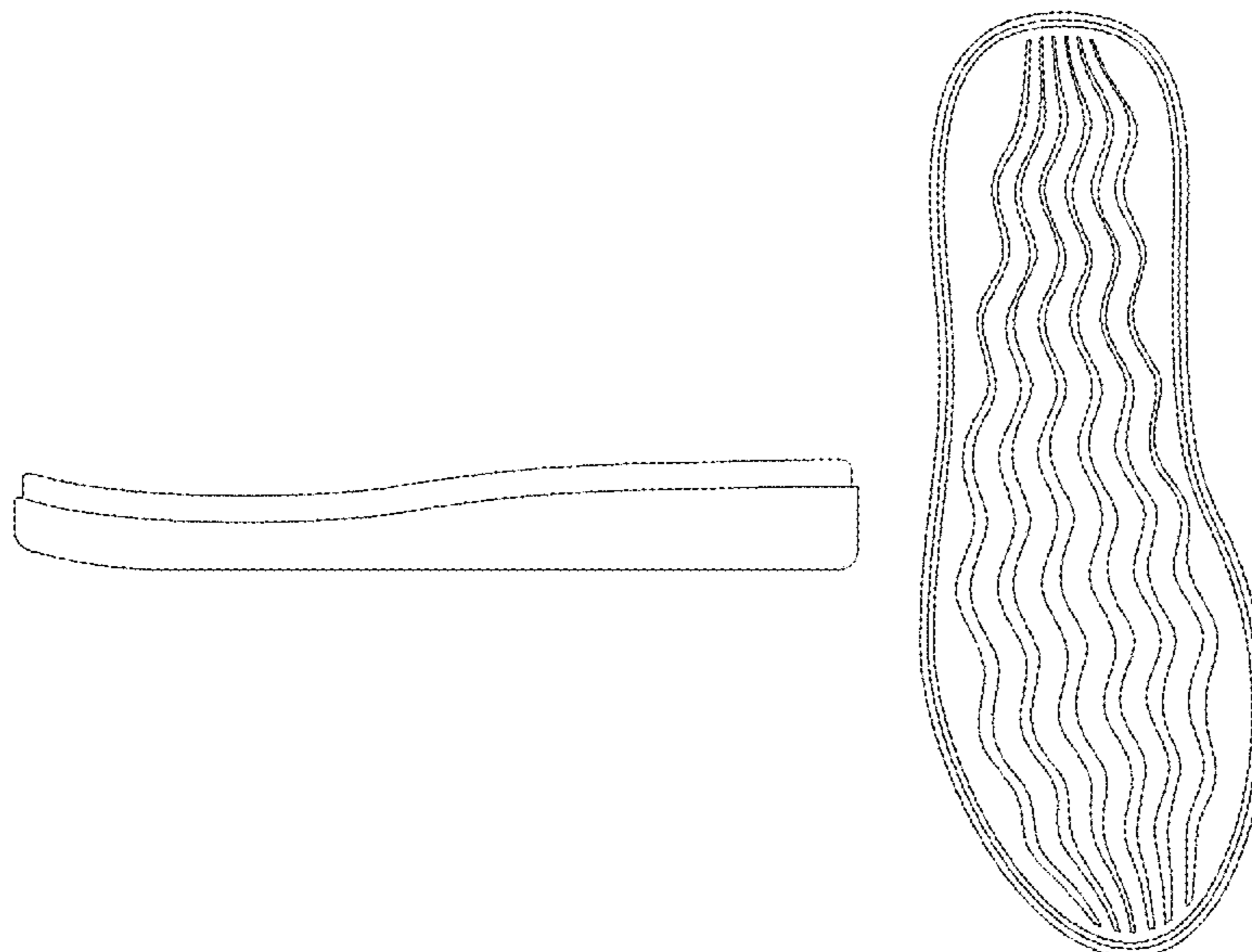
Primary Examiner — T. Chase Nelson
(74) *Attorney, Agent, or Firm* — Kunzler Law Group, PC

(57) **CLAIM**
The ornamental design for a shoe outsole, as shown and described.

DESCRIPTION

FIG. 1 is a perspective view of the shoe outsole;
FIG. 2 is a front view of the shoe outsole;
FIG. 3 is a rear view of the shoe outsole;
FIG. 4 is a left side view of the shoe outsole;
FIG. 5 is a right side view of the shoe outsole;
FIG. 6 is a top plan view of the shoe outsole;
FIG. 7 is a bottom plan view of the shoe outsole; and,
FIG. 8 is an enlarged cross-section view of the shoe outsole taken along line 8-8 in FIG. 7.

1 Claim, 8 Drawing Sheets



(56)

References Cited

U.S. PATENT DOCUMENTS

D746,560 S *	1/2016	Verfl	D2/947
D751,799 S *	3/2016	Nogueira	D2/951
2010/0281714 A1 *	11/2010	Carboy	A43B 13/223 36/25 R
2013/0047474 A1 *	2/2013	Healy	A43B 13/122 36/30 R
2014/0150298 A1 *	6/2014	Crowley	A43B 7/1445 36/103
2015/0150339 A1 *	6/2015	Van Hook	A43B 13/187 36/84

* cited by examiner

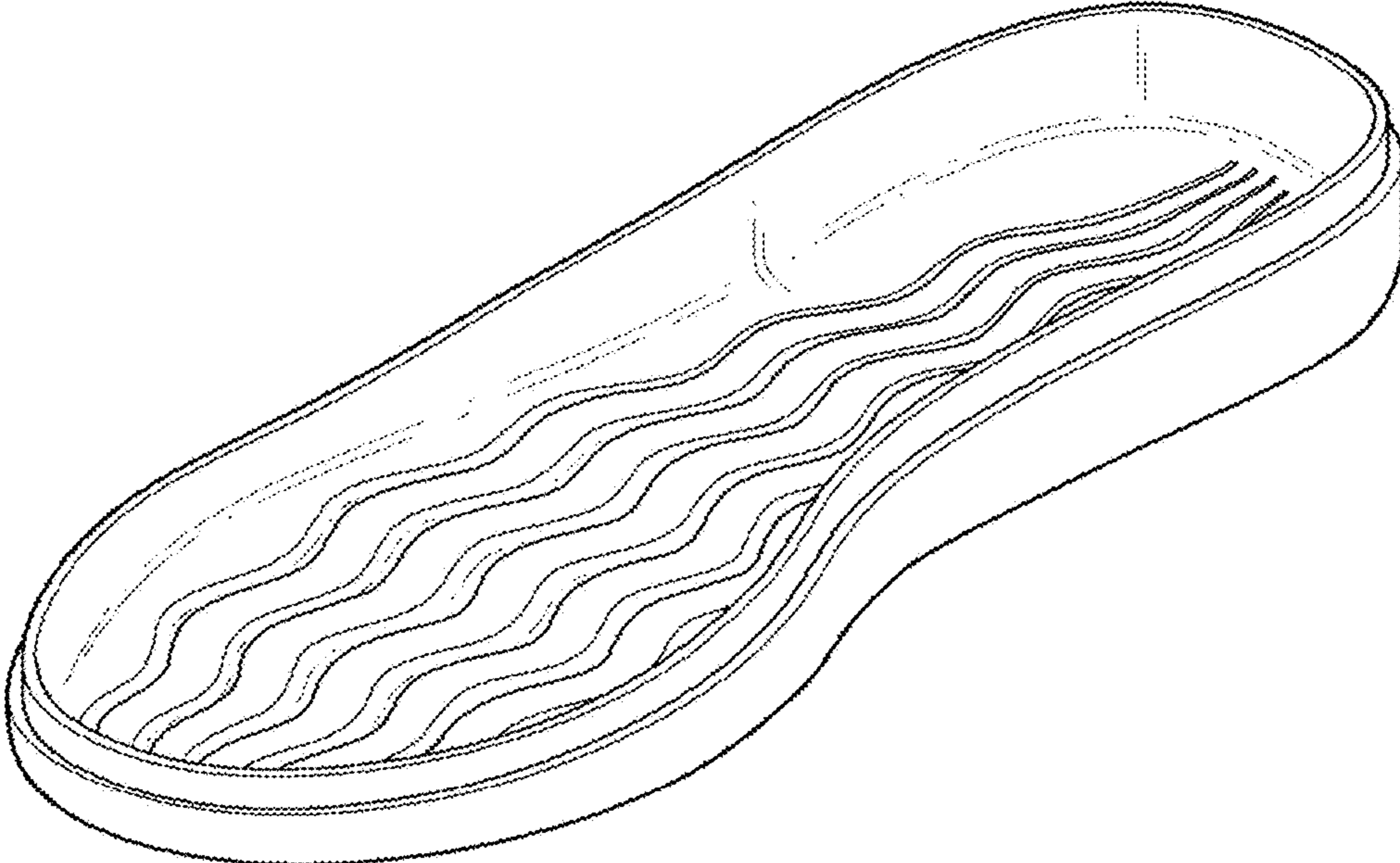


Fig. 1



Fig. 2




Fig. 3

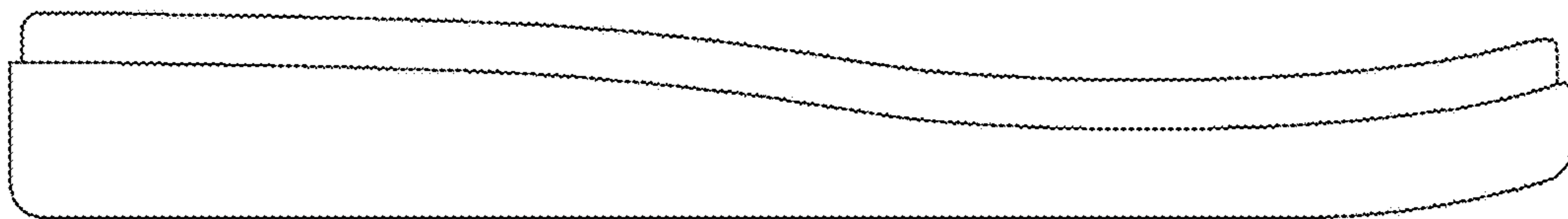


Fig. 4




Fig. 5

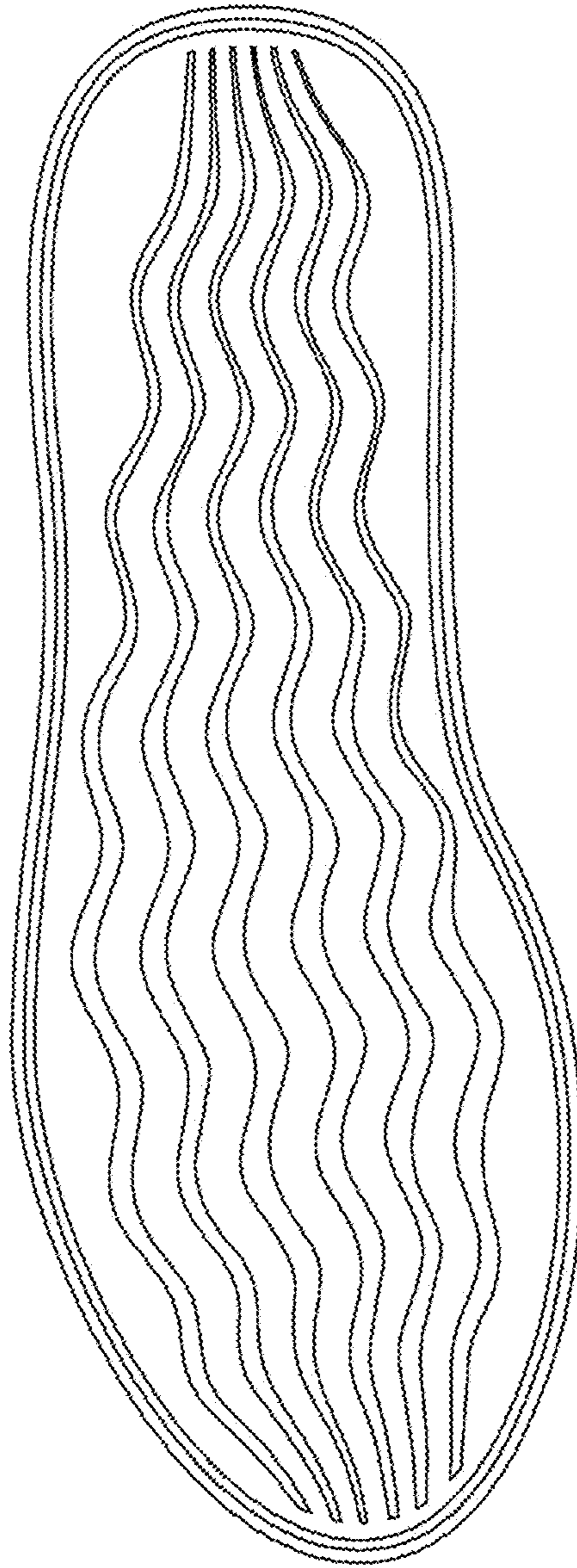


Fig. 6

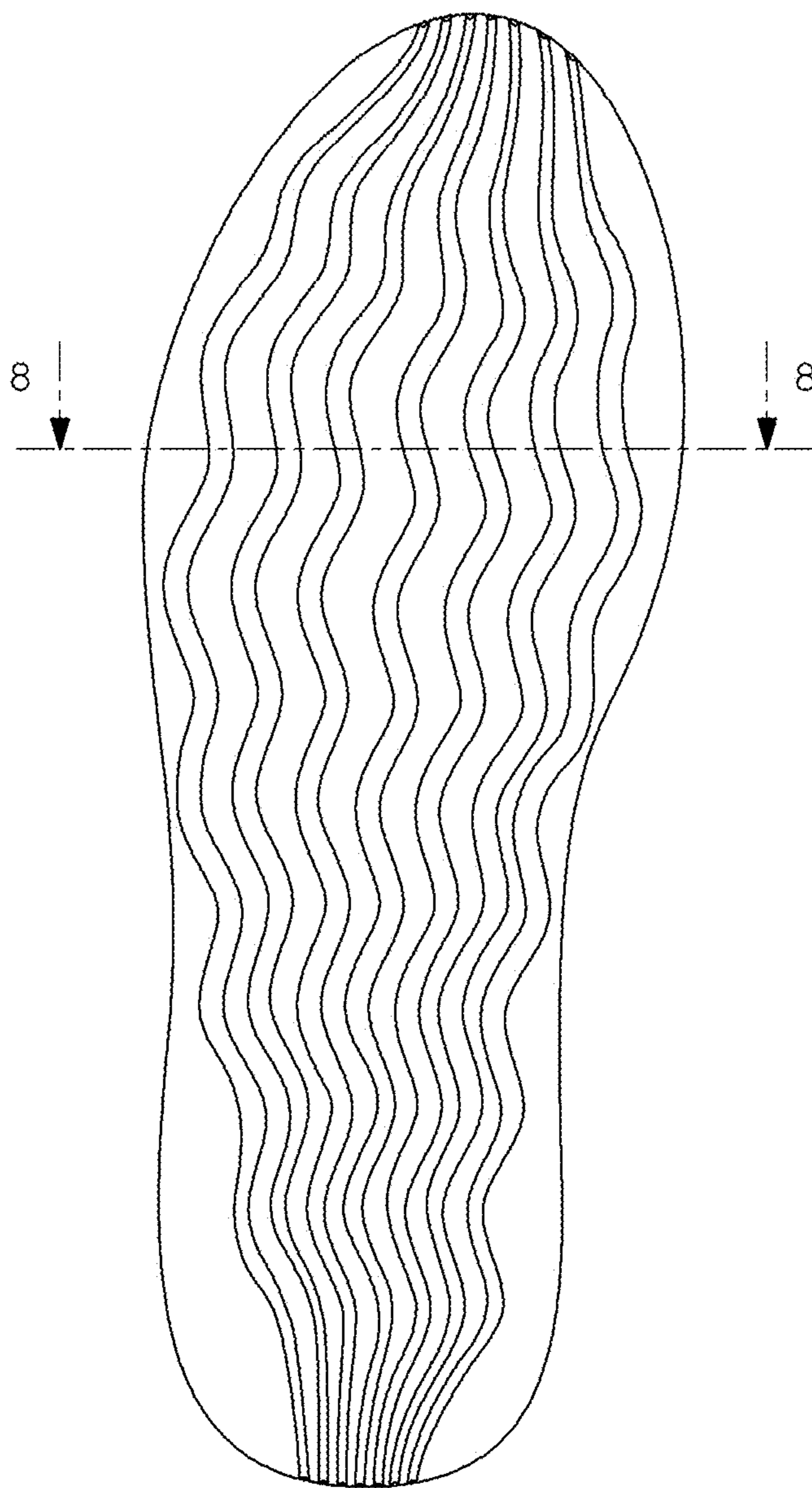


Fig. 7




Fig. 8