



US00D775442S

(12) **United States Design Patent**
Kwon et al.

(10) **Patent No.:** **US D775,442 S**
(45) **Date of Patent:** **** Dec. 27, 2016**

(54) **CLEANER**

(71) Applicant: **Samsung Electronics Co., Ltd.**,
Suwon-si (KR)

(72) Inventors: **Soo Yeon Kwon**, San Francisco, CA
(US); **Dong Ju Shin**, Seoul (KR)

(73) Assignee: **Samsung Electronics Co., Ltd.**,
Suwon-si (KR)

(**) Term: **14 Years**

(21) Appl. No.: **29/495,431**

(22) Filed: **Jul. 1, 2014**

(30) **Foreign Application Priority Data**

Jan. 3, 2014 (KR) 30-2014-0000539

(51) **LOC (10) Cl.** **15-05**

(52) **U.S. Cl.**
USPC **D32/31**

(58) **Field of Classification Search**
USPC ... D32/17-18, 21-24, 31, 34, 40, 42, 49-52
CPC A47L 5/28; A47L 5/32; A47L 5/362;
A47L 5/365; A47L 5/24; A47L
5/34; A47L 7/0038; A47L 9/26; A47L
9/2857; A47L 9/20; A47L 9/02; A47L
9/322; A47L 9/325; A47L 11/34; A47L
11/40; A47L 11/4044; A47L 11/20; A47L
11/146
See application file for complete search history.

(56) **References Cited**

U.S. PATENT DOCUMENTS

D462,813 S * 9/2002 Nakano D32/22
D510,465 S * 10/2005 Takahashi D32/22
D532,944 S * 11/2006 Choi D32/22

D537,584 S * 2/2007 Greene D32/22
D553,313 S * 10/2007 Parr D32/22
D553,814 S * 10/2007 Parr D32/22
D587,870 S * 3/2009 Baek D32/22
D610,317 S * 2/2010 Lee D32/22
D610,318 S * 2/2010 Shin D32/22
D633,264 S * 2/2011 Lee D32/22
D652,589 S * 1/2012 Lee D32/22
D662,271 S * 6/2012 Conrad D32/31
D670,878 S * 11/2012 Lee D32/22
D686,377 S * 7/2013 Thorne D32/31
D695,980 S * 12/2013 Thorne D32/22
D726,980 S * 4/2015 Kim D32/22
D730,001 S * 5/2015 Yun D32/22
D732,253 S * 6/2015 Cheon D32/22
D735,426 S * 7/2015 Yun D32/22
D739,104 S * 9/2015 Johnson D32/31
D740,505 S * 10/2015 Gidwell D32/31
2013/0232724 A1 * 9/2013 Krebs A47L 5/28
15/353

* cited by examiner

Primary Examiner — Ruth McInroy

(74) *Attorney, Agent, or Firm* — NSIP Law

(57) **CLAIM**

We claim the ornamental design for a cleaner, as shown and described.

DESCRIPTION

FIG. 1 is a front perspective view of a cleaner showing our new design;
FIG. 2 is a front view thereof;
FIG. 3 is a rear view thereof;
FIG. 4 is a left-side view thereof;
FIG. 5 is a right-side view thereof;
FIG. 6 is a top view thereof; and,
FIG. 7 is a bottom view thereof.
The broken lines in the figures show portions of the cleaner which form no part of the claimed design.

1 Claim, 7 Drawing Sheets

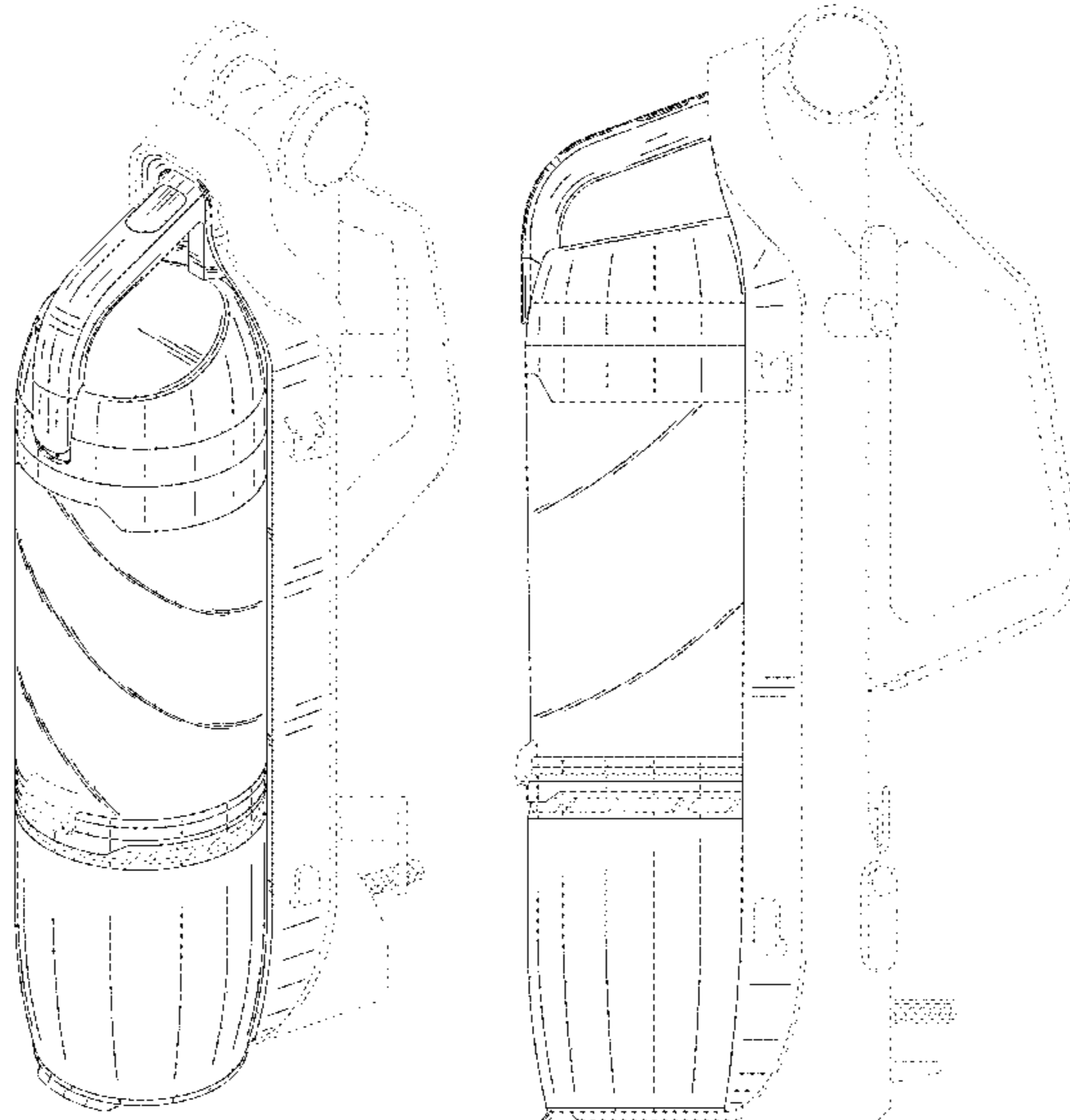


FIG. 1

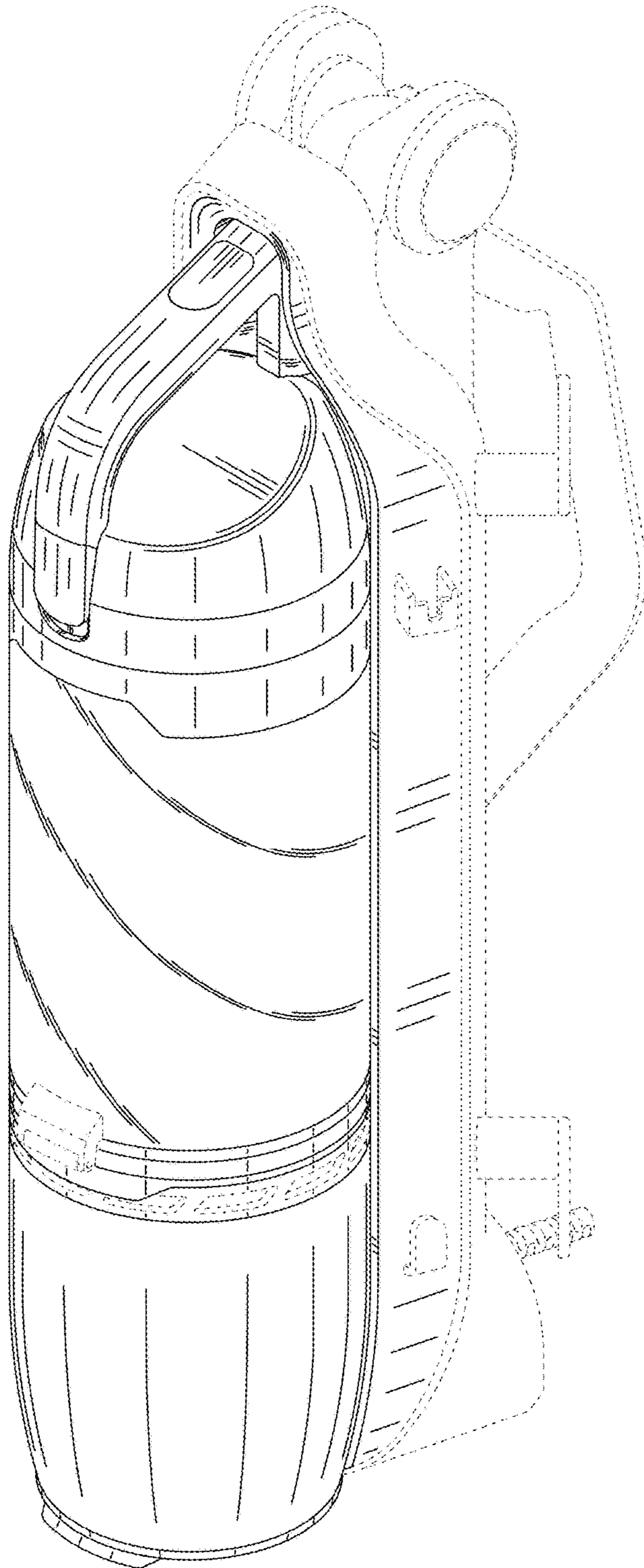


FIG. 2

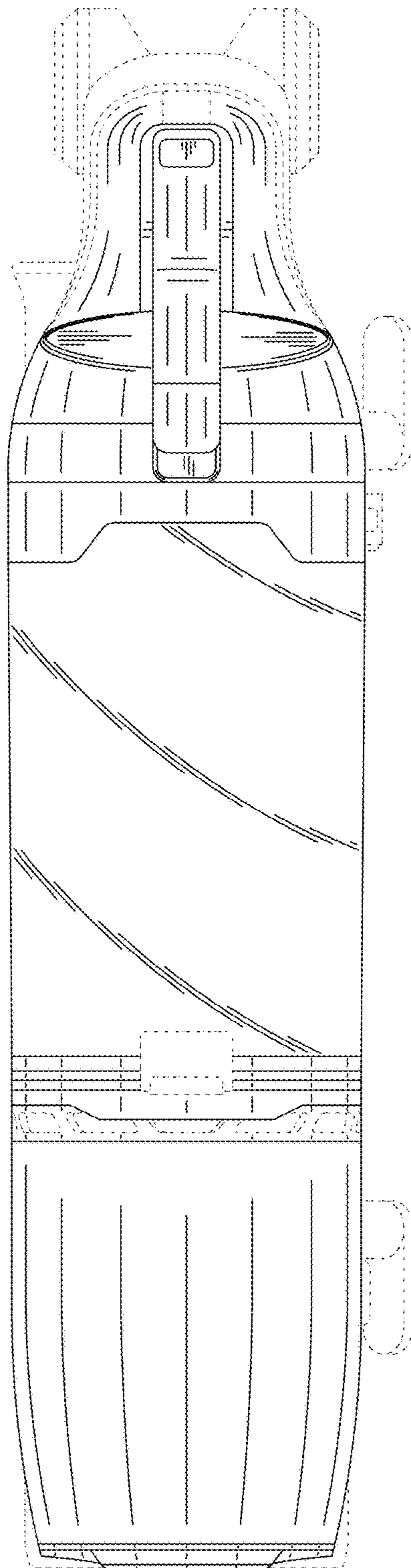


FIG. 3




FIG. 4

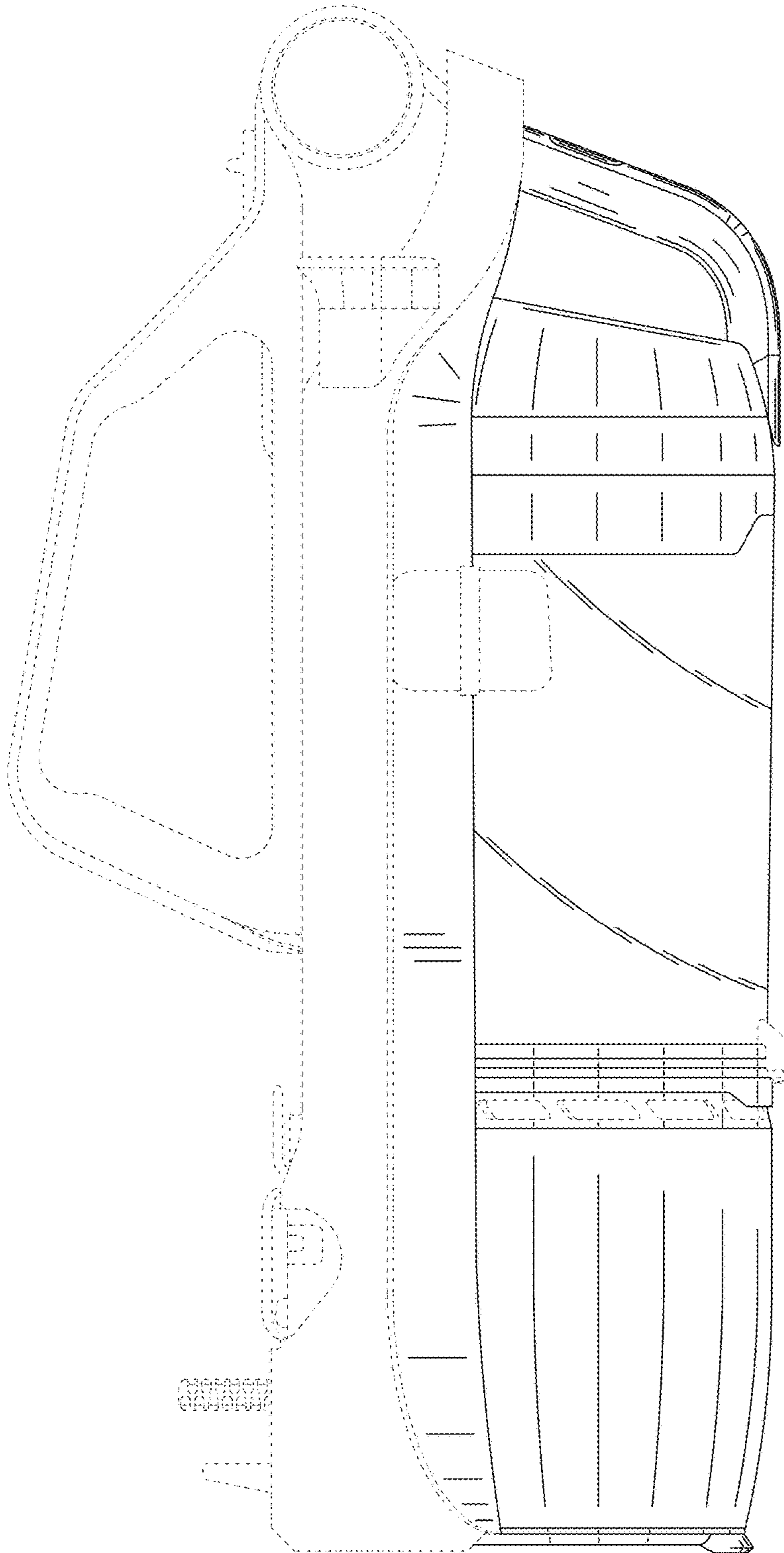


FIG. 5

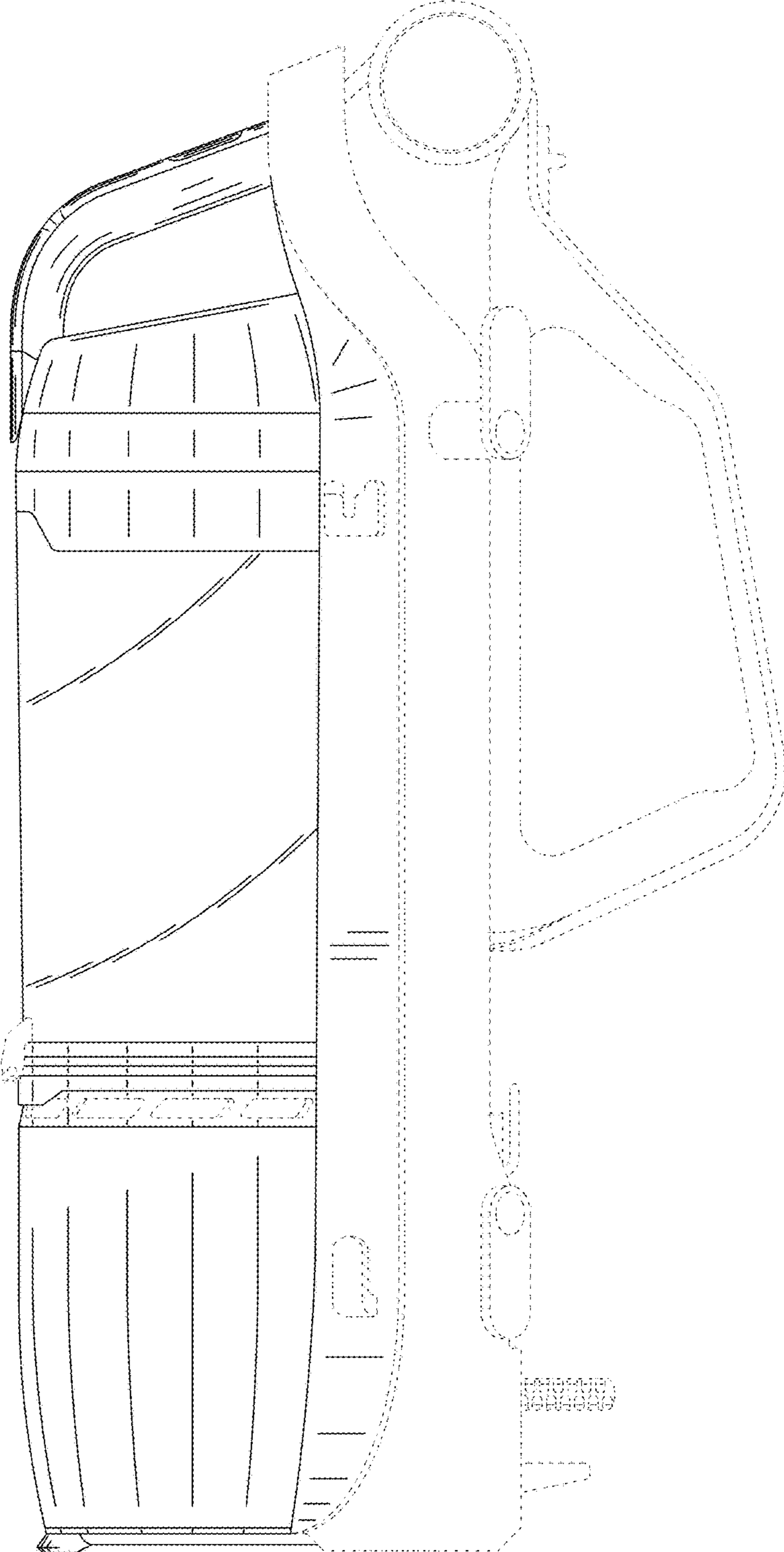


FIG. 6

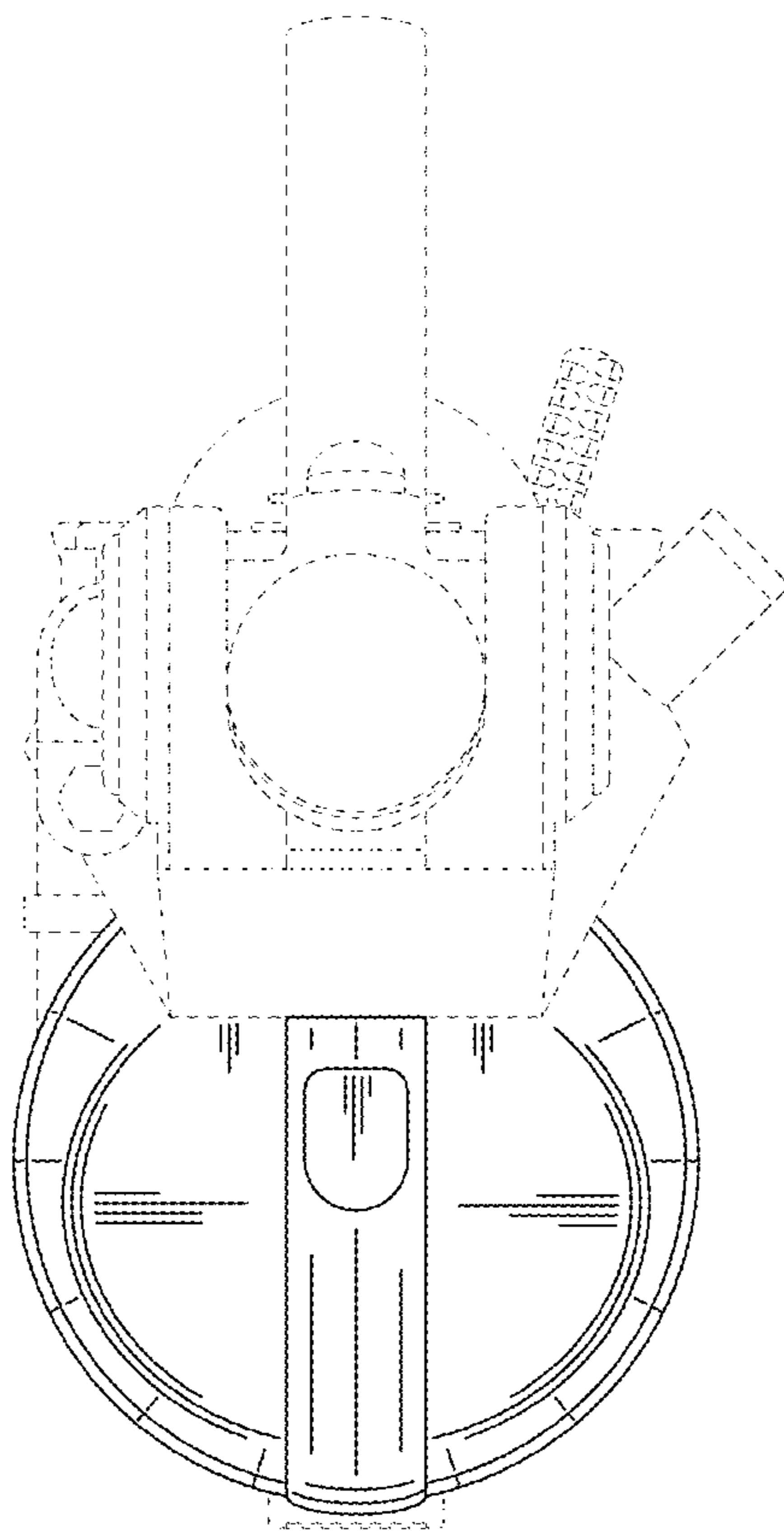


FIG. 7

