



US00D775430S

(12) **United States Design Patent** (10) **Patent No.:** **US D775,430 S**
Macrina et al. (45) **Date of Patent:** **** Dec. 27, 2016**

(54) **BASEBALL ELBOW GUARD**
(71) Applicant: **G-Form, LLC**, Providence, RI (US)
(72) Inventors: **Maria E. Macrina**, Sherrill, NY (US);
Nicholas H. Dupree, Providence, RI (US)
(73) Assignee: **G-Form, LLC**, Providence, RI (US)
(**) Term: **15 Years**

D602,210 S * 10/2009 Crye D29/121.1
D693,064 S * 11/2013 Dupree D29/120.1
D717,499 S * 11/2014 Stauber D29/121.1
2012/0084896 A1 * 4/2012 Wyner A63B 71/08
2/16

* cited by examiner

Primary Examiner — Randall Gholson
(74) *Attorney, Agent, or Firm* — Michele J. Young

(21) Appl. No.: **29/532,737**
(22) Filed: **Jul. 9, 2015**
(51) **LOC (10) Cl.** **29-02**
(52) **U.S. Cl.**
USPC **D29/121.1**
(58) **Field of Classification Search**
USPC D29/10, 11, 100, 101.5, 122, 120.1,
D29/121.1; D2/711, 713; 128/95.1, 96.1,
128/98.1, 846, 891; 602/67, 72, 73, 96,
602/108, 114; 2/2, 455; 450/38, 228, 267,
450/403, 405; 623/7; 604/352, 353, 395
CPC A41D 13/05; A41D 13/0525; A63B 71/08
See application file for complete search history.

(57) **CLAIM**

We claim the ornamental design for a baseball elbow guard,
as shown and described.

DESCRIPTION

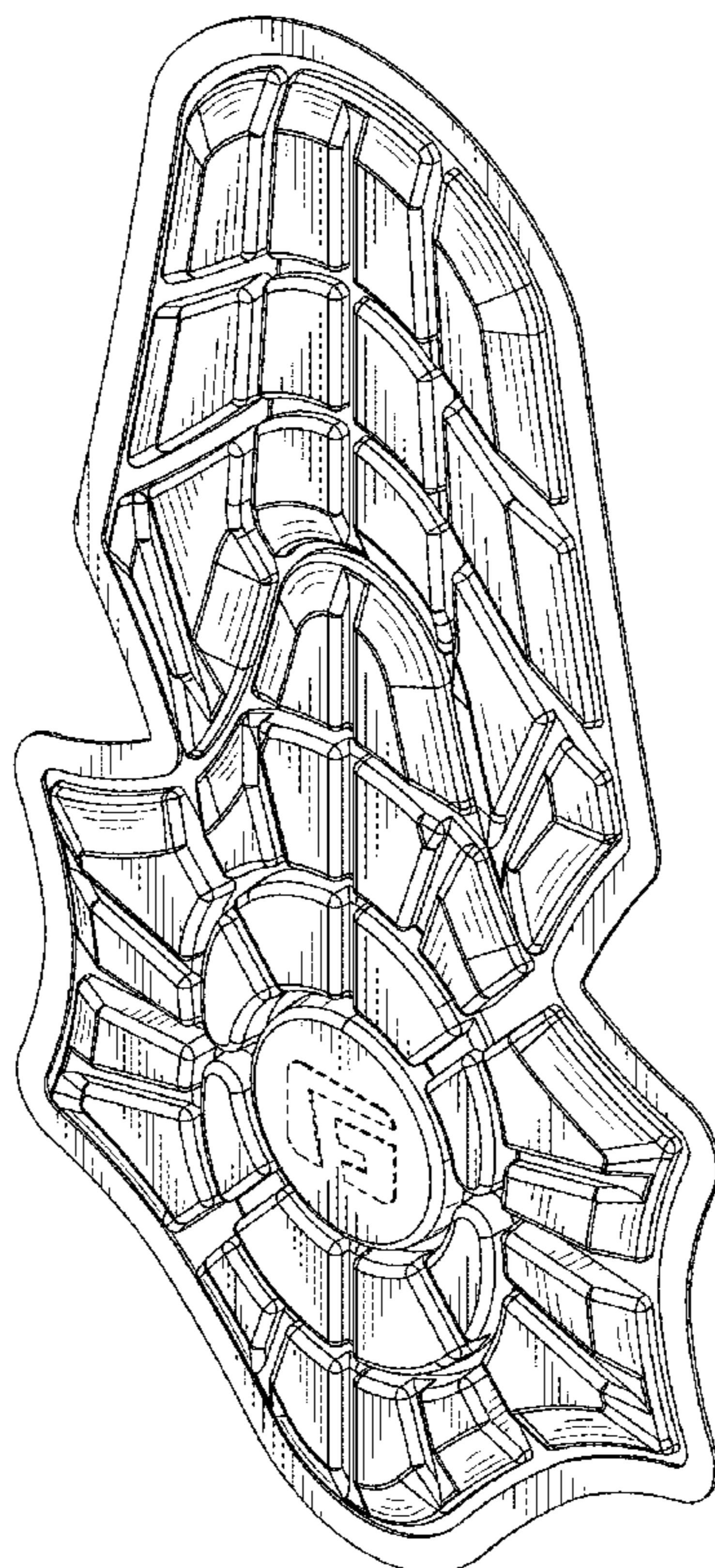
FIG. 1 is a perspective view of a baseball elbow guard showing our new design;
FIG. 2 is a front plan view thereof;
FIG. 3 is a rear plan view thereof;
FIG. 4 is a top elevational view thereof;
FIG. 5 is a bottom elevational view thereof;
FIG. 6 is a left side elevational view thereof; and,
FIG. 7 is a right side elevational view thereof.
The portions shown in broken lines show unclaimed subject matter and form no part of the claimed design.

(56) **References Cited**

U.S. PATENT DOCUMENTS

D406,407 S * 3/1999 Popowski D29/121.1
D430,362 S * 8/2000 Pagotto D29/121.1

1 Claim, 5 Drawing Sheets



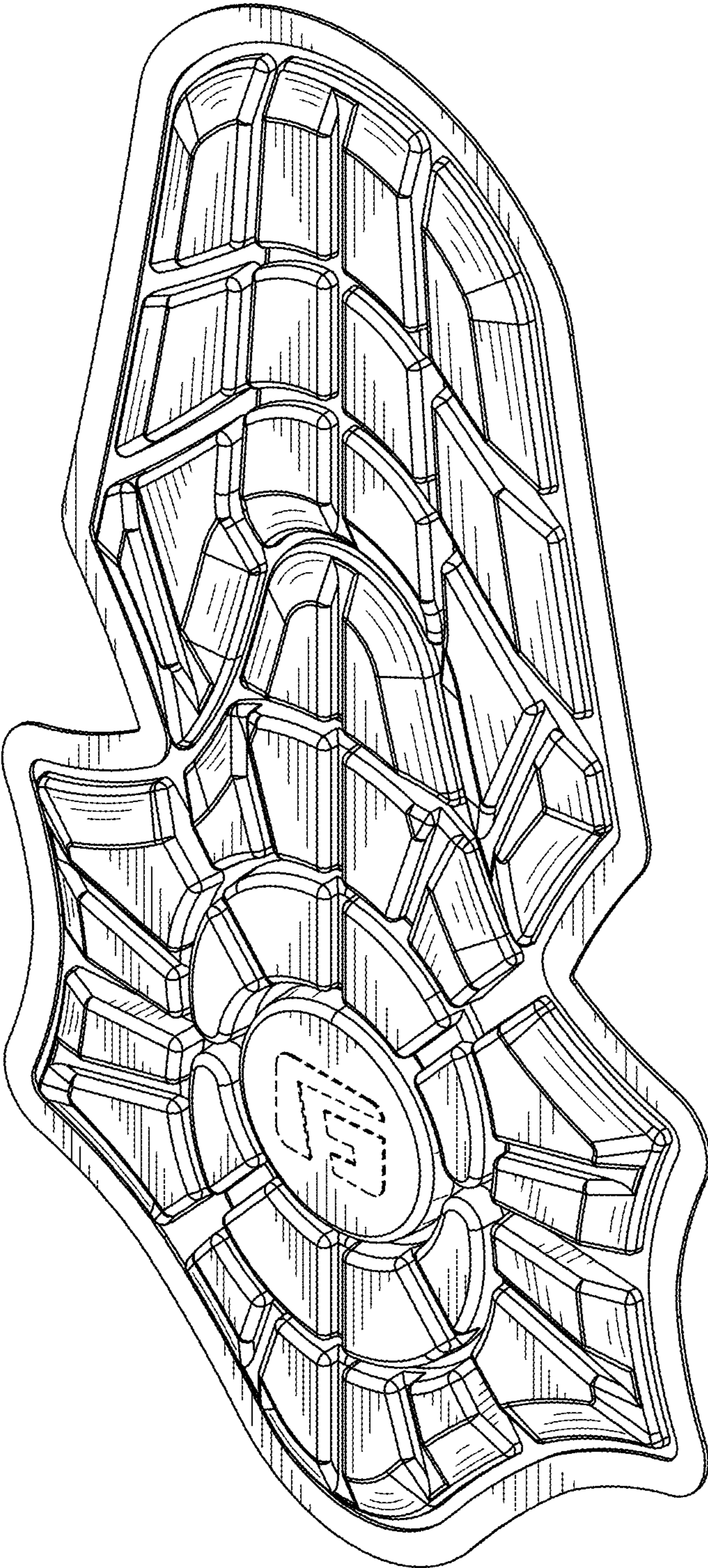


FIG. 1

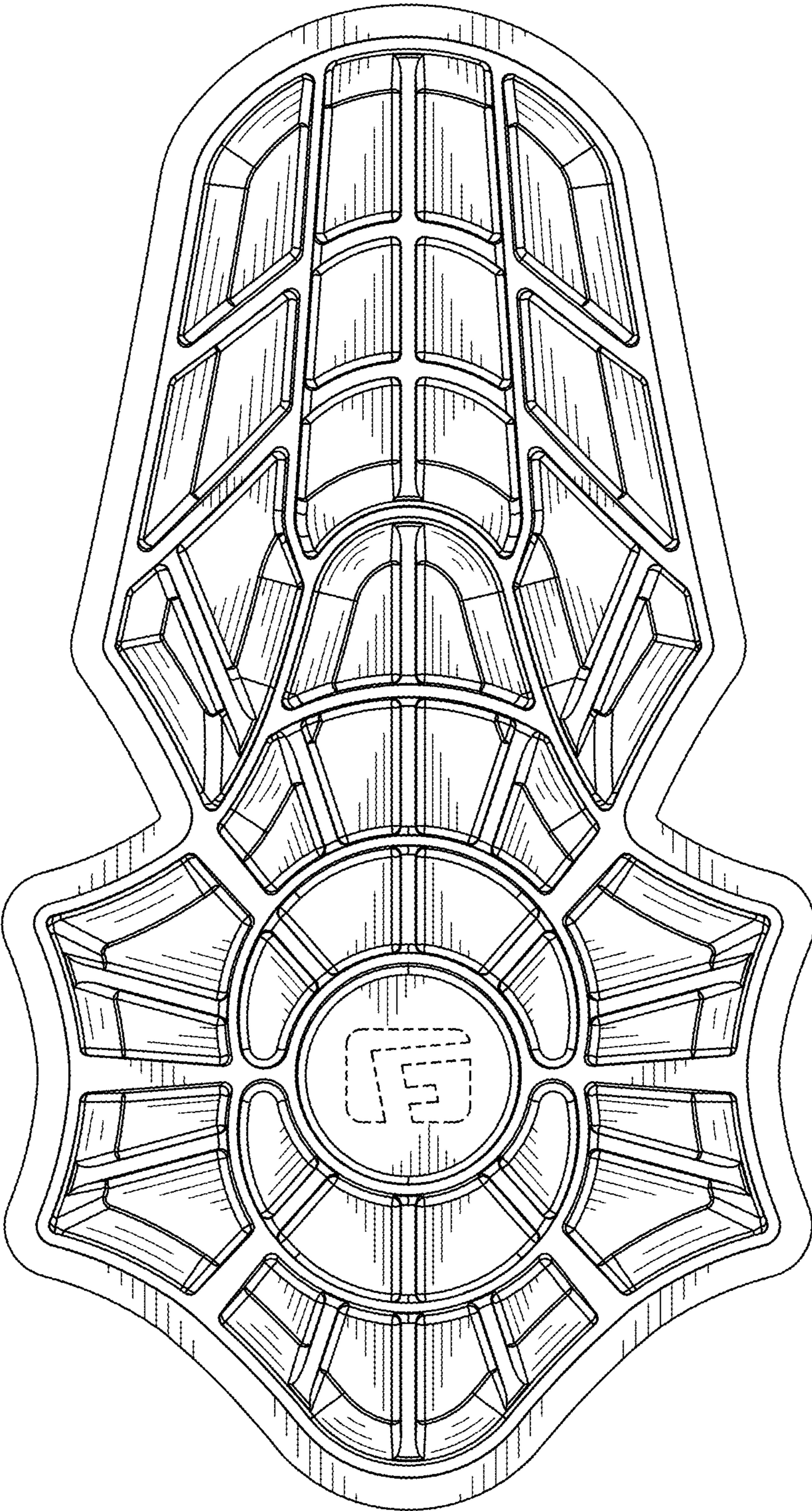


FIG. 2

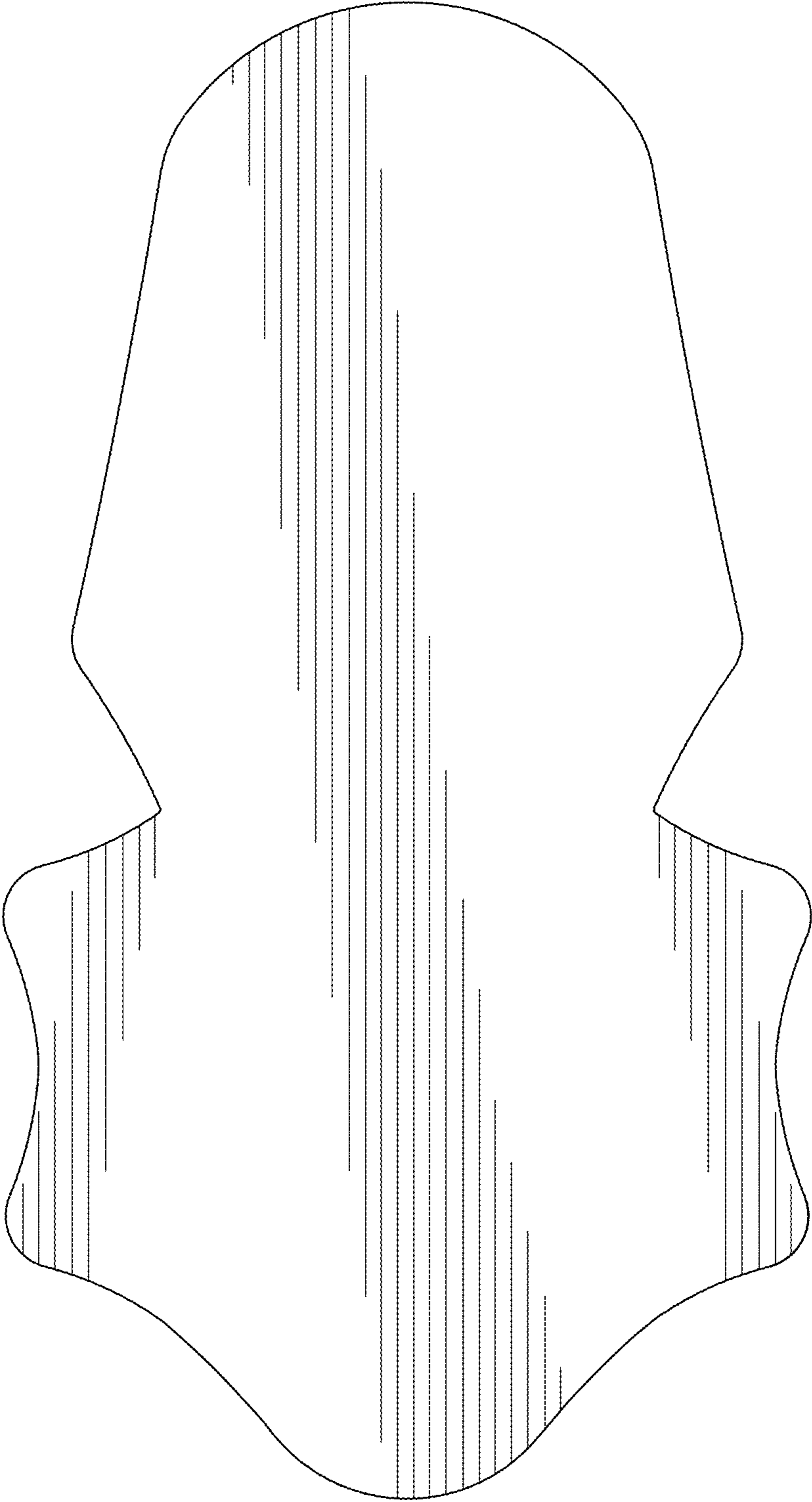


FIG. 3



FIG. 4



FIG. 5



FIG. 6



FIG. 7