



US00D775384S

(12) **United States Design Patent** (10) **Patent No.:** **US D775,384 S**  
**Lin** (45) **Date of Patent:** **\*\* Dec. 27, 2016**

(54) **VEHICLE TAILLIGHT**

(71) Applicant: **KUEN HWA TRAFFIC INDUSTRIAL CO., LTD.**, Tainan (TW)

(72) Inventor: **Yung-Hsiang Lin**, Tainan (TW)

(73) Assignee: **Kuen Hwa Traffic Industrial Co., Ltd.**, Tainan (TW)

(\*\*) Term: **15 Years**

(21) Appl. No.: **29/541,699**

(22) Filed: **Oct. 7, 2015**

(51) **LOC (10) Cl.** ..... **26-06**

(52) **U.S. Cl.**  
USPC ..... **D26/28**

(58) **Field of Classification Search**  
USPC ..... D26/28-36; 362/61, 80-83, 267-269, 362/459-468, 475-478, 485-487  
CPC ..... F21S 48/00; F21S 48/10; F21S 48/115; F21S 48/225; F21S 48/1233; F21S 48/1266; F21S 48/1388; F21S 48/2268; F21V 21/04  
See application file for complete search history.

(56) **References Cited**

**U.S. PATENT DOCUMENTS**

D506,277 S \* 6/2005 Ito ..... D26/28  
D518,198 S \* 3/2006 Chuang ..... D26/28

D523,978 S \* 6/2006 Chuang ..... D26/28  
D524,465 S \* 7/2006 Chuang ..... D26/28  
D542,949 S \* 5/2007 Lin ..... D26/28  
D550,382 S \* 9/2007 Ellis ..... D26/28  
D566,306 S \* 4/2008 Hsu ..... D26/28  
D590,525 S \* 4/2009 Yang ..... D26/28

\* cited by examiner

*Primary Examiner* — Marcus Jackson

(74) *Attorney, Agent, or Firm* — Rosenberg, Klein & Lee

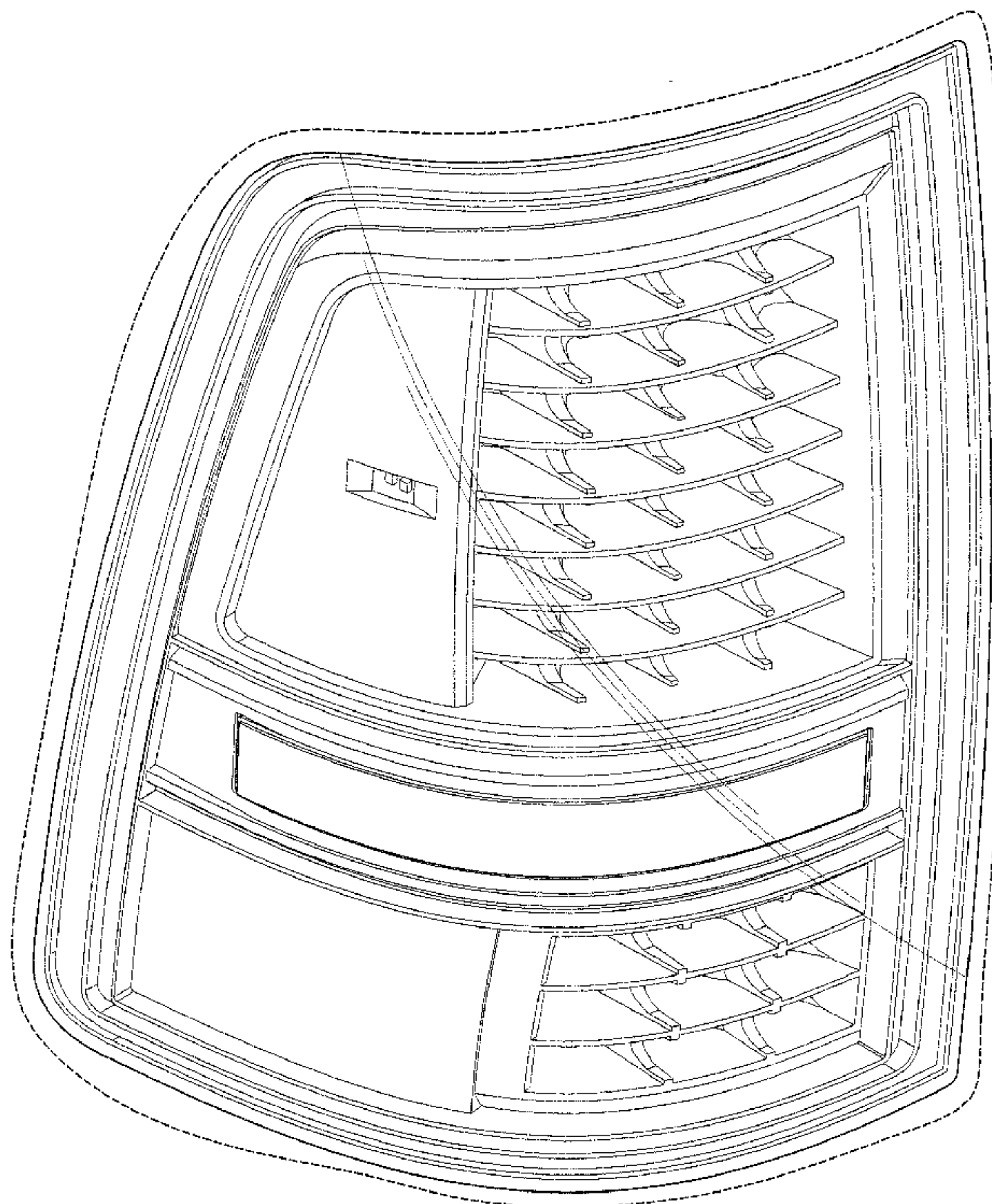
(57) **CLAIM**

The ornamental design for a vehicle taillight, as shown and described.

**DESCRIPTION**

FIG. 1 is a perspective view of a vehicle taillight showing my present design;  
FIG. 2 is a front view thereof;  
FIG. 3 is a left view thereof;  
FIG. 4 is a top plan view thereof;  
FIG. 5 is a bottom plan view thereof; and,  
FIG. 6 is another perspective view thereof.  
The broken lines in the drawings illustrate portions of the vehicle taillight and form no part of the claimed design.

**1 Claim, 6 Drawing Sheets**



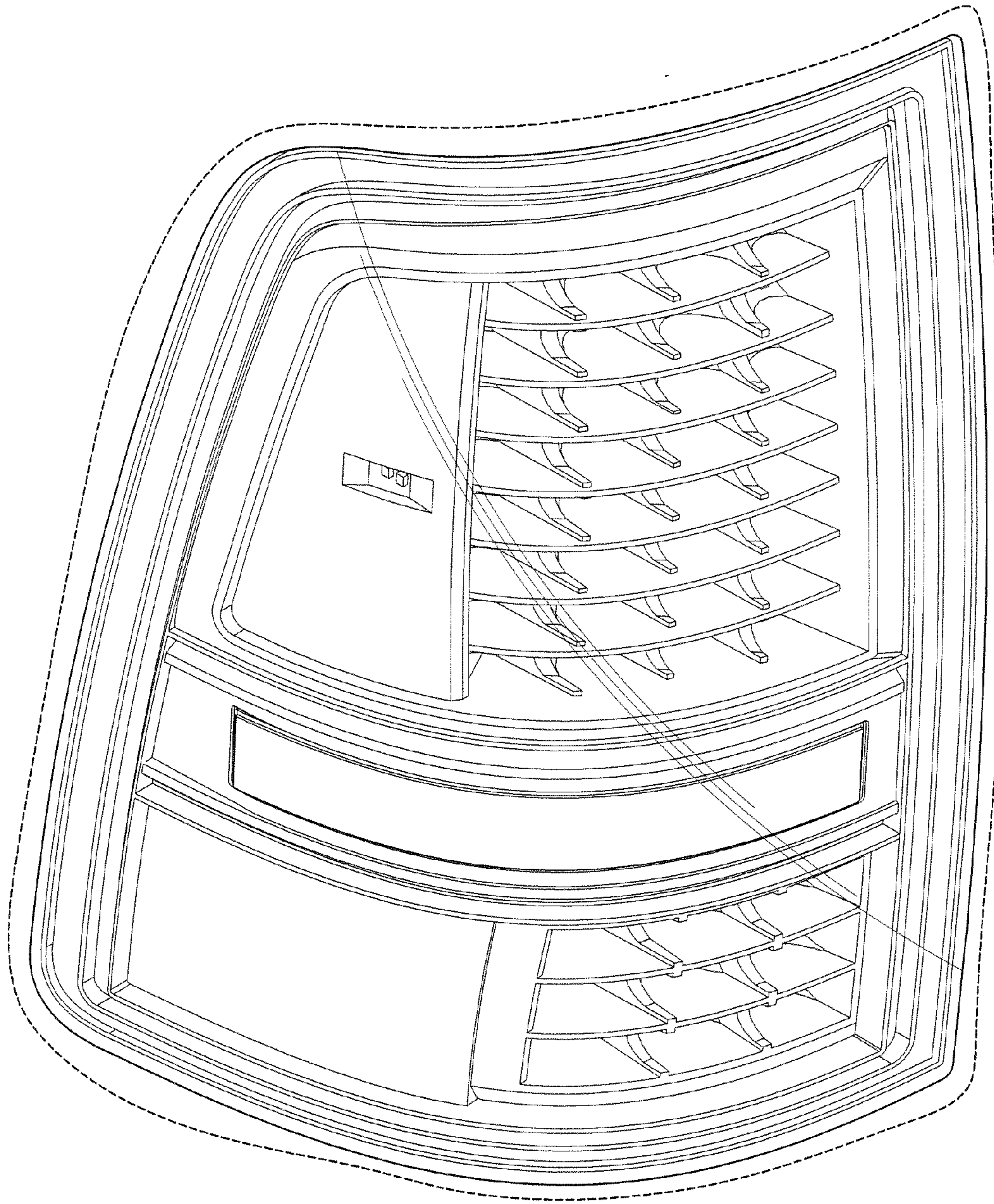


FIG. 1






FIG. 2

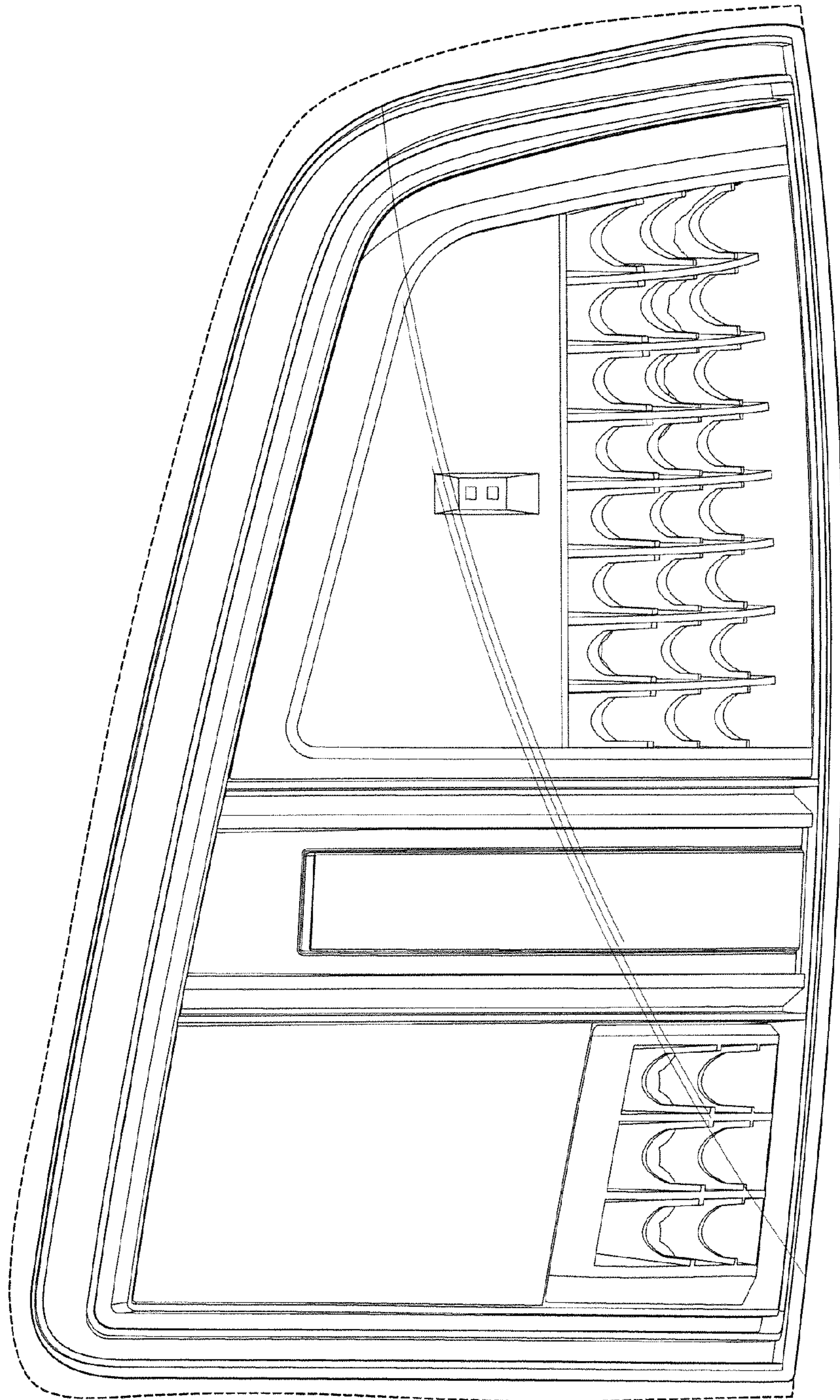


FIG. 3




FIG. 4




FIG . 5






FIG. 6