



US00D775355S

(12) **United States Design Patent** (10) **Patent No.:** **US D775,355 S**
Georgian (45) **Date of Patent:** **** Dec. 27, 2016**

(54) **LAPAROSCOPIC EYE WIPER**
(71) Applicant: **Stelian Valeriu Georgian**, Altamonte Springs, FL (US)
(72) Inventor: **Stelian Valeriu Georgian**, Altamonte Springs, FL (US)
(**) Term: **15 Years**
(21) Appl. No.: **29/531,067**
(22) Filed: **Jun. 23, 2015**
(51) **LOC (10) Cl.** **24-00**
(52) **U.S. Cl.**
USPC **D24/172**
(58) **Field of Classification Search**
USPC D24/172, 143, 150, 133, 112, 145; D8/373;
D7/606; D34/18; D21/687, 423, 691, 534,
D21/425, 426; D12/129, 110, 107, 1;
D6/310; 1/1; 606/148, 107, 104
CPC B62B 3/02; A61B 17/062; A61B 17/0231;
A61B 17/32
See application file for complete search history.

(56) **References Cited**

U.S. PATENT DOCUMENTS

| | | | | |
|--------------|---------|----------------|-------|---------|
| D351,653 S * | 10/1994 | Koros | | D24/143 |
| D426,928 S * | 6/2000 | Pasin | | D21/534 |
| D456,857 S * | 5/2002 | Jennings | | D12/129 |
| D458,648 S * | 6/2002 | Chiappetta | | D21/425 |
| D476,041 S * | 6/2003 | Phillips | | D12/110 |
| D481,422 S * | 10/2003 | Chen | | D21/423 |
| D506,257 S * | 6/2005 | Smith | | D24/172 |
| D524,875 S * | 7/2006 | Lim | | D21/423 |
| D528,946 S * | 9/2006 | Scott | | D12/107 |
| D532,053 S * | 11/2006 | Chen | | D21/423 |
| D568,417 S * | 5/2008 | Meguerditchian | | D21/423 |
| D582,992 S * | 12/2008 | Alais | | D21/426 |
| D603,121 S * | 10/2009 | Schwager | | D34/18 |
| D619,377 S * | 7/2010 | Chiu | | D6/310 |

| | | | | |
|-------------------|---------|-------------|-------|-------------------------|
| D621,508 S * | 8/2010 | Bindra | | D24/150 |
| D637,459 S * | 5/2011 | Giese | | D7/606 |
| D642,680 S * | 8/2011 | Brucker | | D24/133 |
| D652,141 S * | 1/2012 | Wagner | | D24/133 |
| D670,381 S * | 11/2012 | Dapri | | D24/133 |
| D687,542 S * | 8/2013 | Esposito | | D24/112 |
| D694,891 S * | 12/2013 | Dietrich | | D24/172 |
| D708,329 S * | 7/2014 | Wilkenfeld | | D24/145 |
| D717,881 S * | 11/2014 | Radtke | | D21/423 |
| D724,678 S * | 3/2015 | Miller, Jr. | | D21/691 |
| D732,119 S * | 6/2015 | Ho | | D21/687 |
| D733,804 S * | 7/2015 | Horne | | D21/423 |
| D740,648 S * | 10/2015 | Wright | | D8/373 |
| D741,421 S * | 10/2015 | Ho | | D21/687 |
| D743,494 S * | 11/2015 | Ho | | D21/687 |
| D746,924 S * | 1/2016 | Delgatty | | D21/423 |
| D748,533 S * | 2/2016 | Collins | | D12/1 |
| 9,333,977 B2 * | 5/2016 | Herlitz | | B62B 3/02 |
| D761,961 S * | 7/2016 | Tan | | D24/143 |
| 2012/0130389 A1 * | 5/2012 | Prywes | | A61B 17/0231 606/107 |
| 2012/0232339 A1 * | 9/2012 | Csiky | | A61B 17/062 600/104 |

(Continued)

Primary Examiner — Rhea Shields

(74) Attorney, Agent, or Firm — Maier & Maier, PLLC

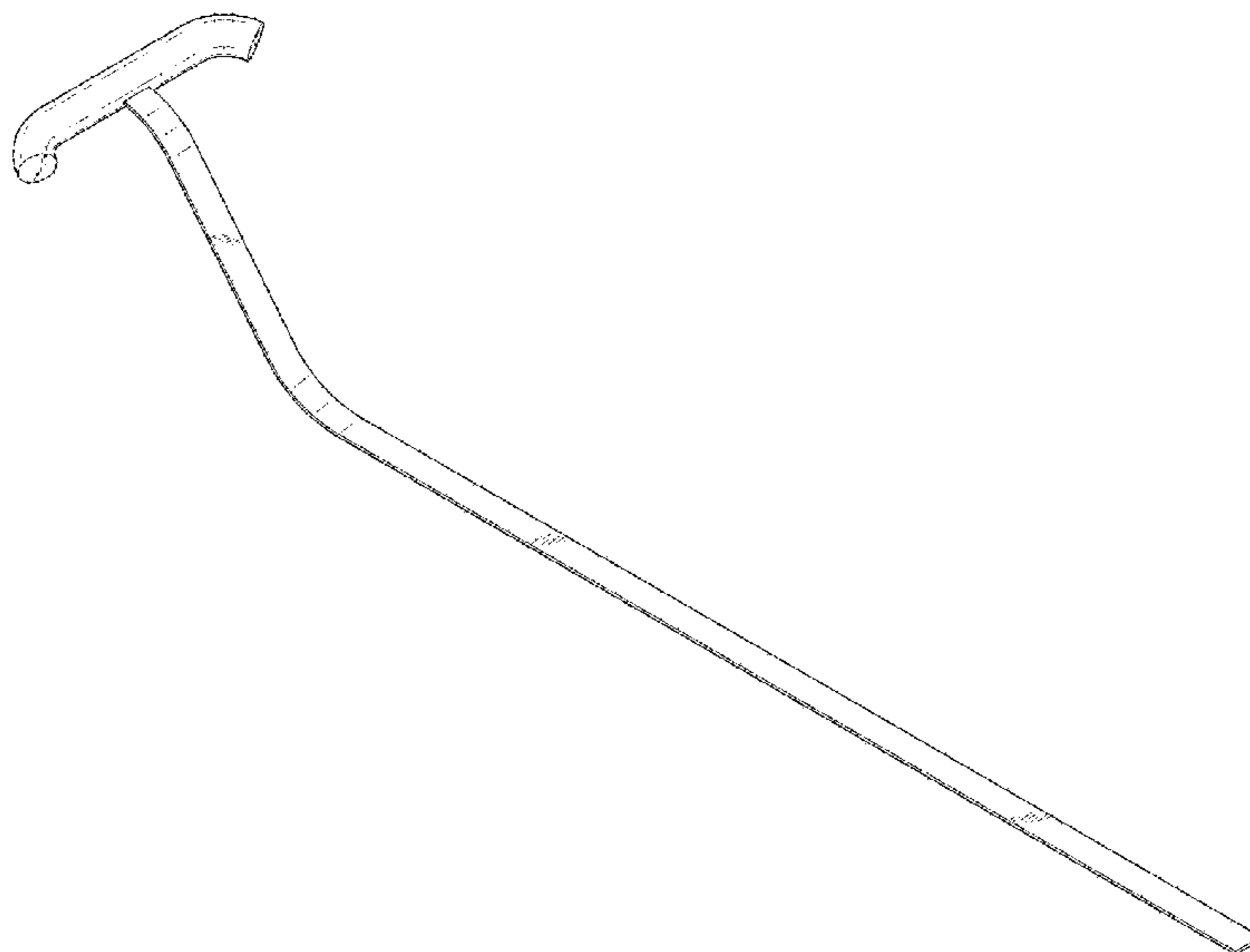
(57) **CLAIM**

The ornamental design for a laparoscopic eye wiper, as shown and described.

DESCRIPTION

FIG. 1 is a perspective view of a laparoscopic eye wiper, showing my design;
FIG. 2 is a right elevation thereof;
FIG. 3 is a left elevation thereof;
FIG. 4 is a top plan view thereof;
FIG. 5 is a bottom plan view thereof;
FIG. 6 is a front elevation view thereof; and,
FIG. 7 is a rear elevation view thereof.

1 Claim, 3 Drawing Sheets



(56)

References Cited

U.S. PATENT DOCUMENTS

2015/0148822 A1* 5/2015 Kent A61B 17/32
606/148

* cited by examiner

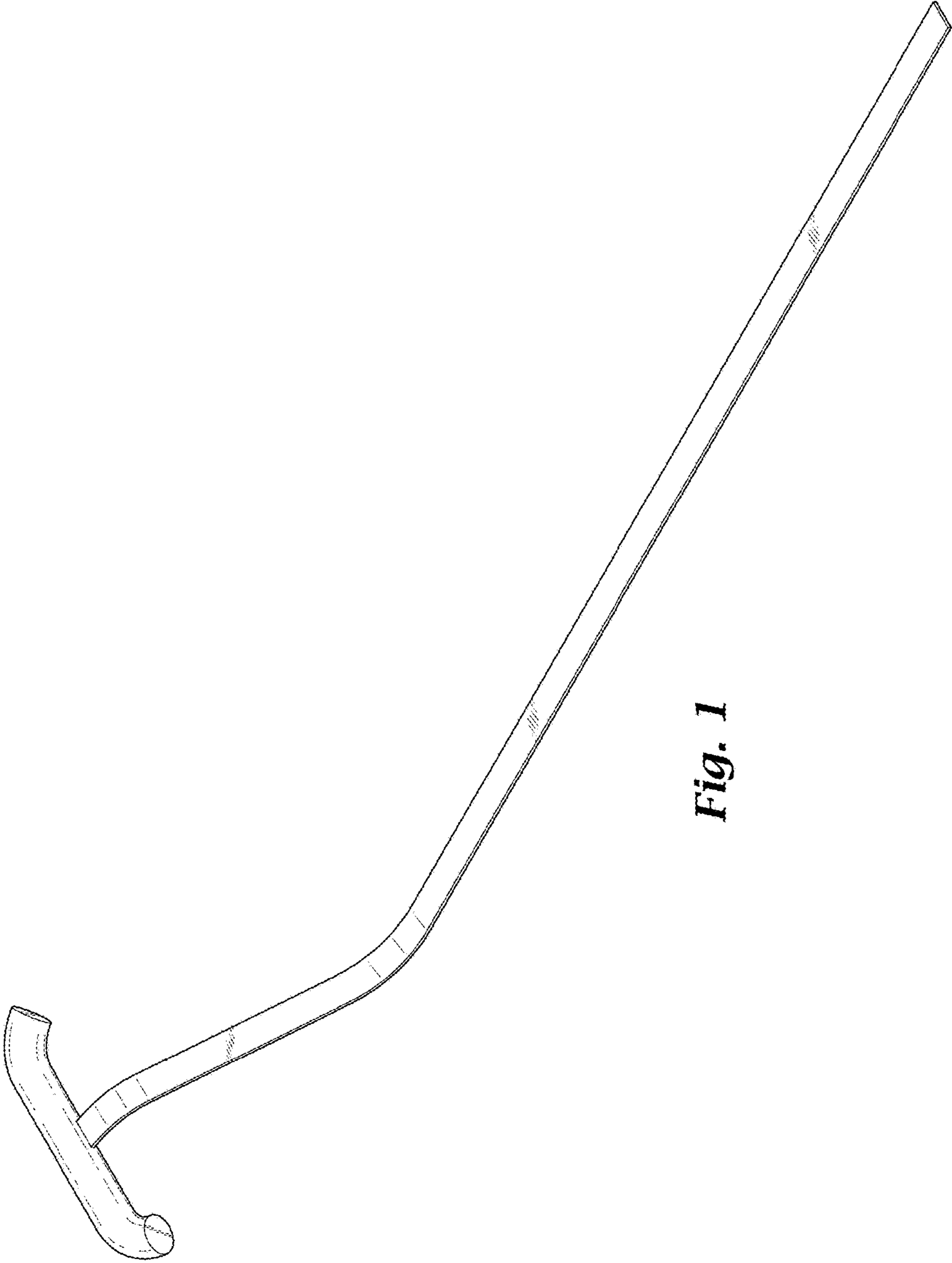


Fig. 1




Fig. 2




Fig. 3

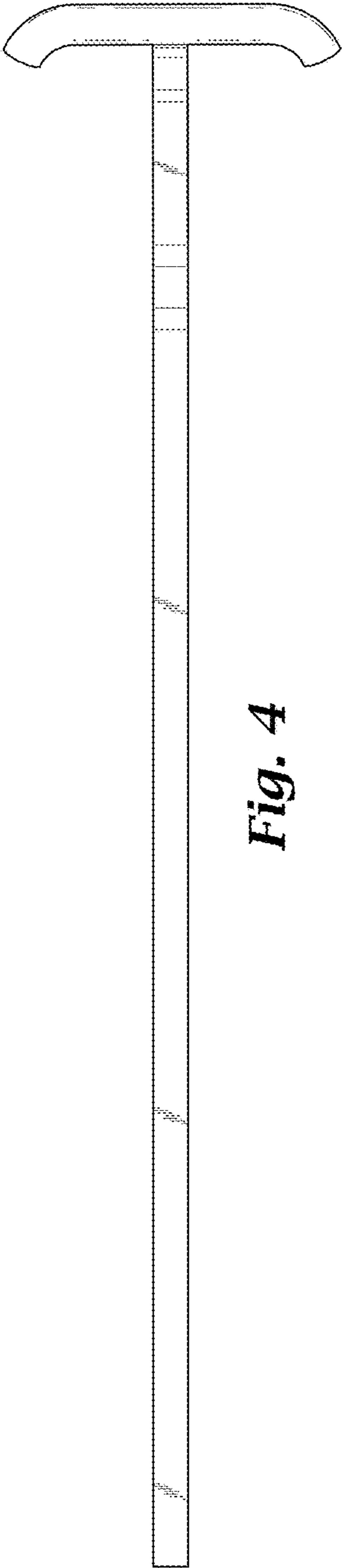


Fig. 4

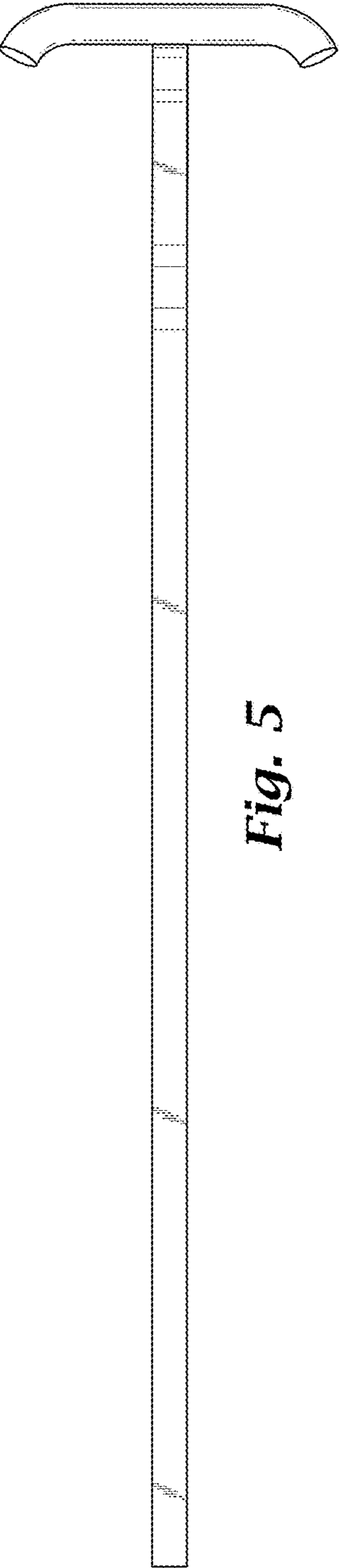


Fig. 5



Fig. 6

Fig. 7