



US00D775338S

(12) **United States Design Patent** (10) **Patent No.:** **US D775,338 S**  
**Gitman** (45) **Date of Patent:** **\*\* Dec. 27, 2016**

(54) **HANDLE FOR MEDICAL AND DENTAL SCALPEL**

(71) Applicant: **Eliyahu Gitman**, Jerusalem (IL)

(72) Inventor: **Eliyahu Gitman**, Jerusalem (IL)

(73) Assignee: **ScalPal LLC**, Jerusalem (IL)

(\*\*) Term: **14 Years**

(21) Appl. No.: **29/500,887**

(22) Filed: **Aug. 29, 2014**

**Related U.S. Application Data**

(62) Division of application No. 29/435,465, filed on Oct. 24, 2012, now Pat. No. Des. 731,057.

(30) **Foreign Application Priority Data**

Apr. 24, 2012 (IL) ..... 52538  
Apr. 29, 2012 (IL) ..... 52578

(51) **LOC (10) Cl.** ..... **24-02**

(52) **U.S. Cl.**  
USPC ..... **D24/147**

(58) **Field of Classification Search**  
USPC .... D24/146, 147, 133; D19/35, 55, 59, 117,  
D19/180, 920, 913; 15/433; 401/6; D8/98,  
D8/99  
CPC ... A46B 5/02; A61B 17/3211; A61B 17/3213;  
A61F 9/007; A61F 9/013; A61F 9/0133;  
B25G 1/10; B25G 1/102; B25G  
3/00; B43K 5/005; B21K 5/18  
See application file for complete search history.

(56) **References Cited**

**U.S. PATENT DOCUMENTS**

D35,577 S \* 1/1902 Jacobson ..... 15/443  
D241,343 S \* 9/1976 Harmon ..... D19/117

D269,357 S \* 6/1983 Jagger ..... D19/180  
D453,531 S \* 2/2002 Simon ..... D19/163  
D533,944 S \* 12/2006 Sullivan ..... D24/147  
D561,828 S \* 2/2008 Wesselmann ..... D19/174  
D632,391 S \* 2/2011 Gitman ..... D24/147  
D635,260 S \* 3/2011 Gitman ..... D24/147  
D645,718 S \* 9/2011 Crystal ..... D8/98  
D700,700 S \* 3/2014 Efinger ..... D24/147  
D729,385 S \* 5/2015 Gitman ..... D24/147  
D731,057 S \* 6/2015 Gitman ..... D24/147  
D746,460 S \* 12/2015 Gitman ..... D24/147

\* cited by examiner

*Primary Examiner* — Robert M Spear  
*Assistant Examiner* — Marissa J Cash  
(74) *Attorney, Agent, or Firm* — Pearl Cohen Zedek  
Latzer Baratz LLP

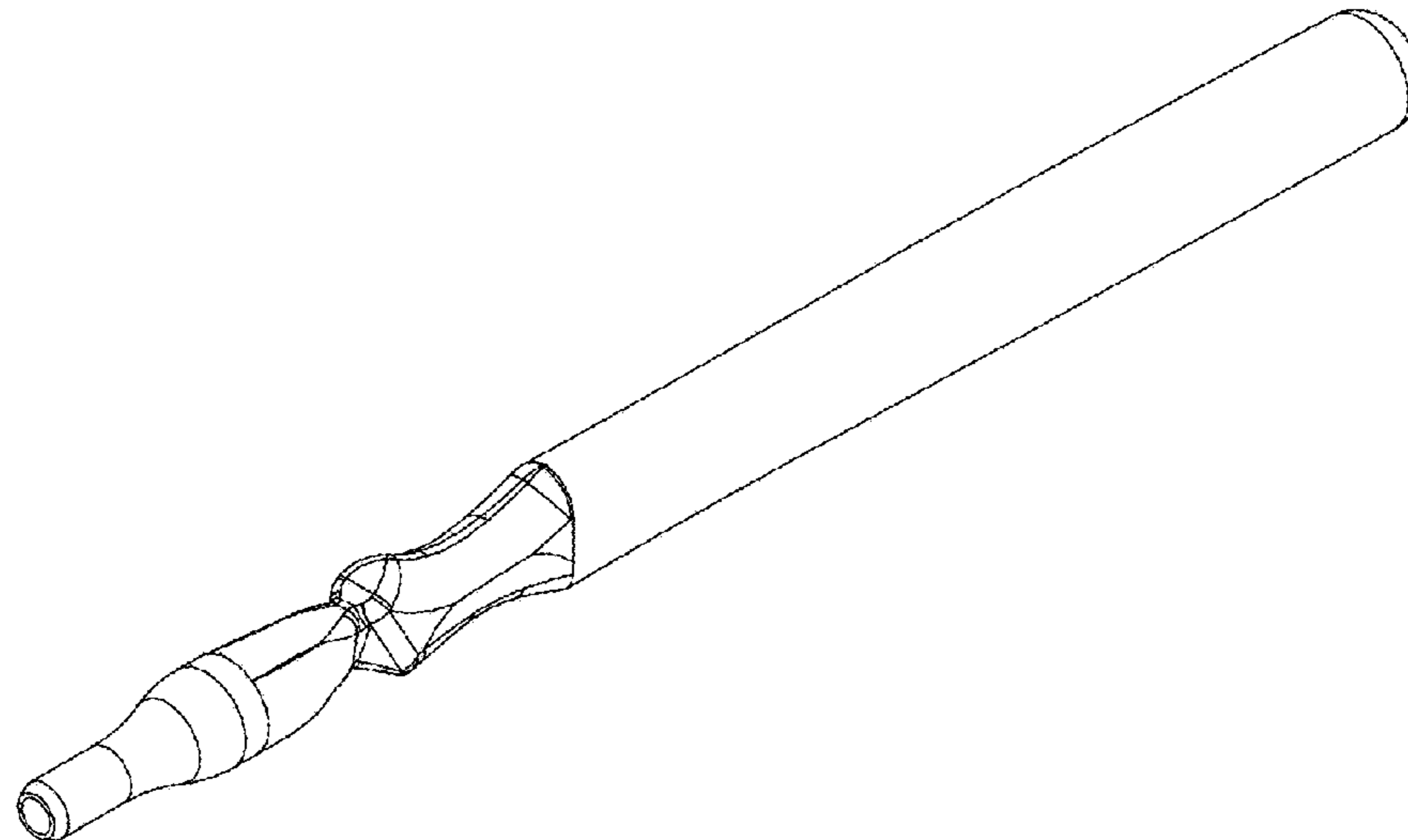
(57) **CLAIM**

I claim the ornamental design for handle for medical and dental scalpel, as shown and described.

**DESCRIPTION**

FIG. 1 is a perspective of a handle for medical and dental scalpel in accordance with the invention.  
FIG. 2 is a left side view of the handle for medical and dental scalpel of FIG. 1.  
FIG. 3 is a right side view of the handle for medical and dental scalpel of FIG. 1.  
FIG. 4 is a front view of the handle for medical and dental scalpel of FIG. 1.  
FIG. 5 is a back view of the handle for medical and dental scalpel of FIG. 1.  
FIG. 6 is a top view of the handle for medical and dental scalpel of FIG. 1; and,  
FIG. 7 is a bottom view of the handle for medical and dental scalpel of FIG. 1.

**1 Claim, 4 Drawing Sheets**



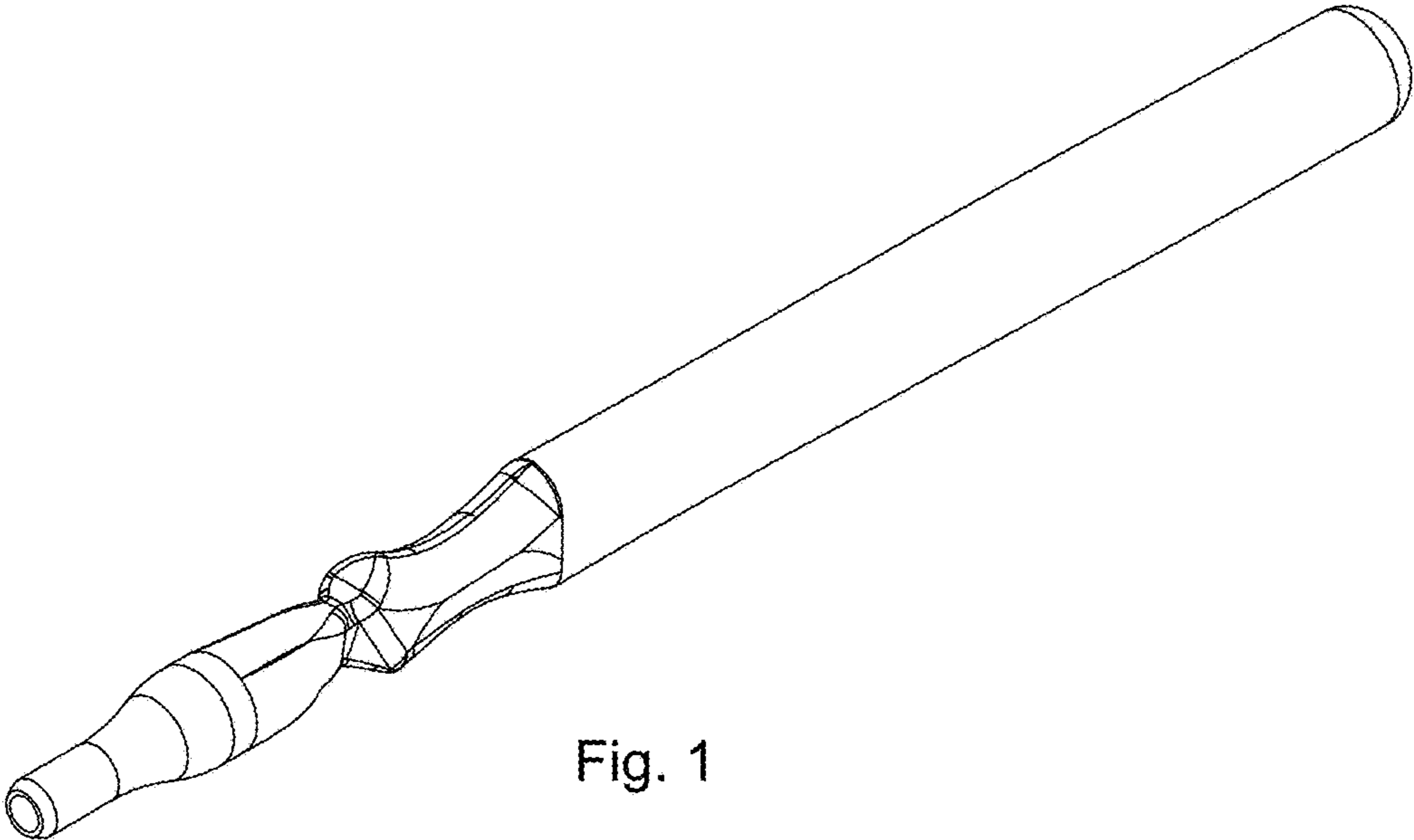


Fig. 1



Fig. 2



Fig. 3

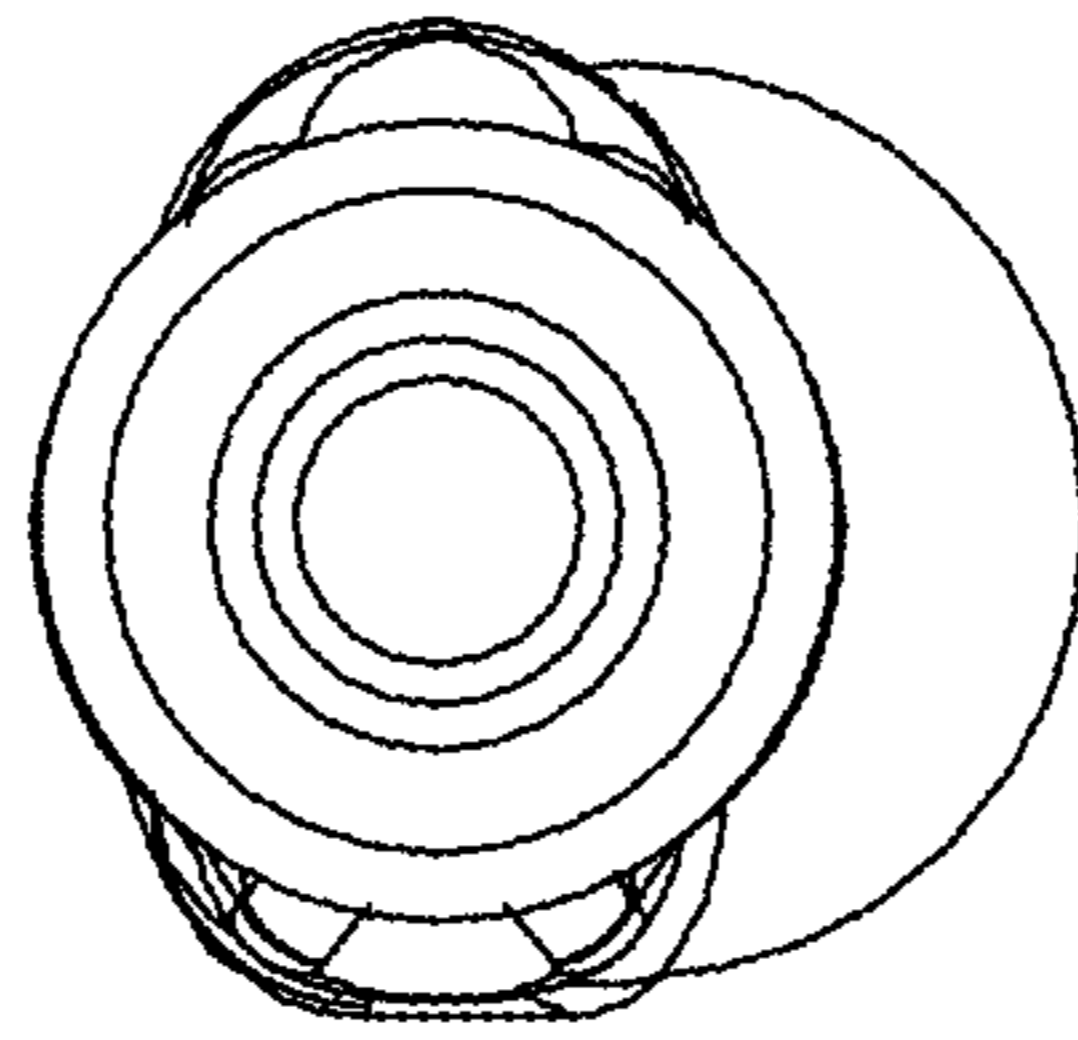


Fig. 4

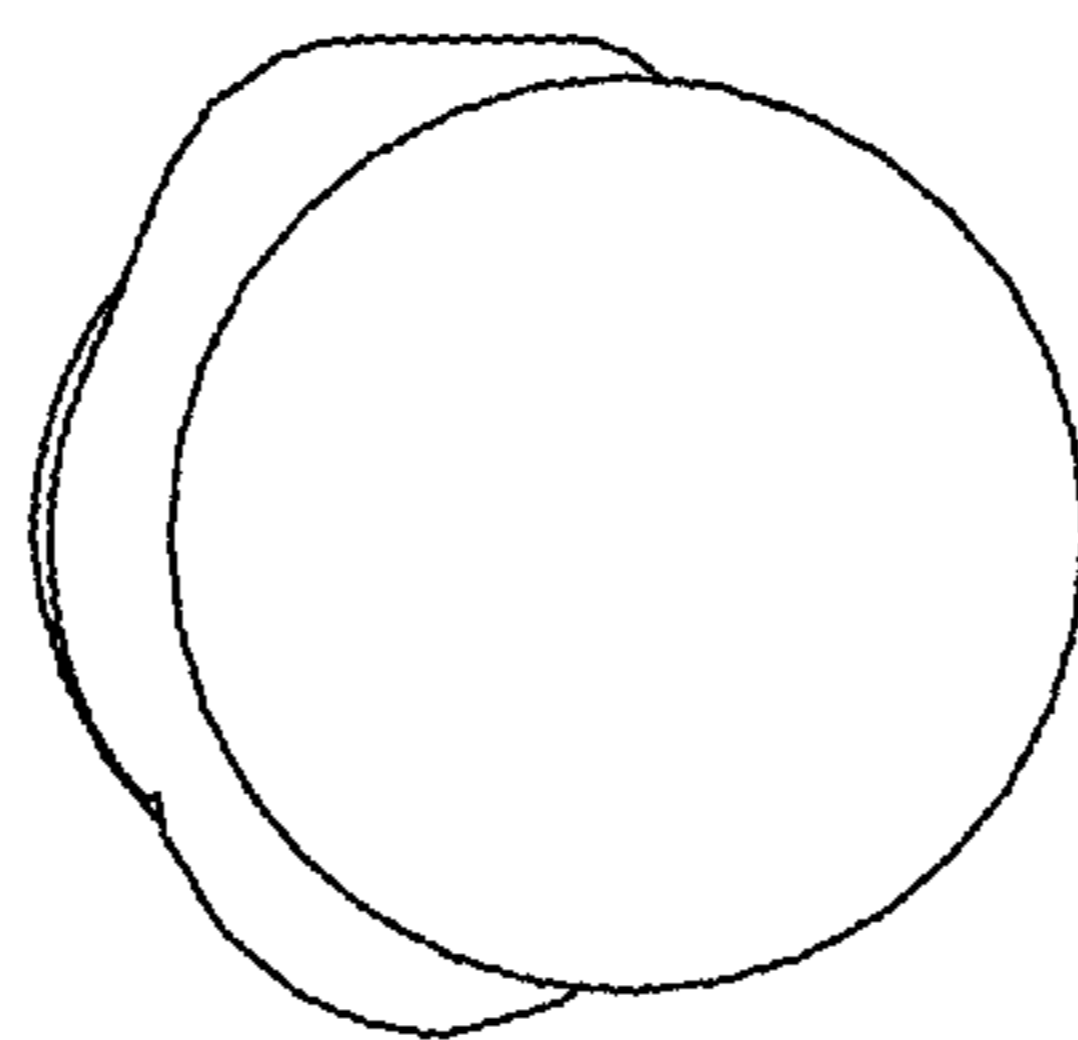


Fig. 5




Fig. 6




Fig. 7