



US00D775313S

(12) **United States Design Patent** (10) **Patent No.:** **US D775,313 S**
Penkkimäki (45) **Date of Patent:** **** Dec. 27, 2016**

(54) **VALVE DISK**
(71) Applicant: **WD RACING OY**, Tampere (FI)
(72) Inventor: **Pekka Penkkimäki**, Siuro (FI)
(73) Assignee: **WD RACING OY**, TAMPERE (FI)
(**) Term: **15 Years**
(21) Appl. No.: **29/536,877**
(22) Filed: **Aug. 20, 2015**

Related U.S. Application Data

(62) Division of application No. 29/467,629, filed on Sep. 20, 2013, now Pat. No. Des. 745,637.

Foreign Application Priority Data

Mar. 22, 2013 (EM) 002207233

(51) **LOC (10) Cl.** **23-01**
(52) **U.S. Cl.**
USPC **D23/233**
(58) **Field of Classification Search**
USPC D23/233-237; 277/549; 137/223, 224,
137/230; 222/402.1, 402.11, 402.25, 81,
222/82, 83; 138/33
CPC F16K 1/446; F16K 3/08; F16K 3/18;
F16K 3/20; F16K 11/074; F16K 47/08
See application file for complete search history.

References Cited

U.S. PATENT DOCUMENTS

3,357,680 A 12/1967 Williams
D278,079 S * 3/1985 Widerby D23/237
D290,640 S * 6/1987 Andersson D23/249
D346,641 S 5/1994 Scheurer
D362,295 S * 9/1995 Scheurer D23/233
D370,963 S 6/1996 Daansen

5,810,327 A 9/1998 Lutz
D404,464 S 1/1999 Niemczyk
D413,374 S 8/1999 Tine, Jr.
6,073,647 A 6/2000 Cook et al.
D470,221 S 2/2003 Niemczyk
D576,254 S 9/2008 McBroom
D646,754 S 10/2011 Reimann et al.
D669,967 S 10/2012 Andersen et al.
D685,877 S 7/2013 Nemoto
D690,391 S 9/2013 Garm et al.
D694,857 S 12/2013 Au
D706,904 S 6/2014 Faraon Chaul Huerta
D708,708 S 7/2014 Harvell
D720,045 S 12/2014 Landi
D745,637 S * 12/2015 Penkkimaki D23/233
D750,749 S * 3/2016 Penkkimaki D23/233
D750,750 S * 3/2016 Penkkimaki D23/233
D750,751 S * 3/2016 Penkkimaki D23/233

(Continued)

FOREIGN PATENT DOCUMENTS

DE 40202339-0003 9/2014
DM 062471 10/2002

(Continued)

Primary Examiner — Cynthia Ramirez

(74) *Attorney, Agent, or Firm* — Birch, Stewart, Kolasch & Birch, LLP

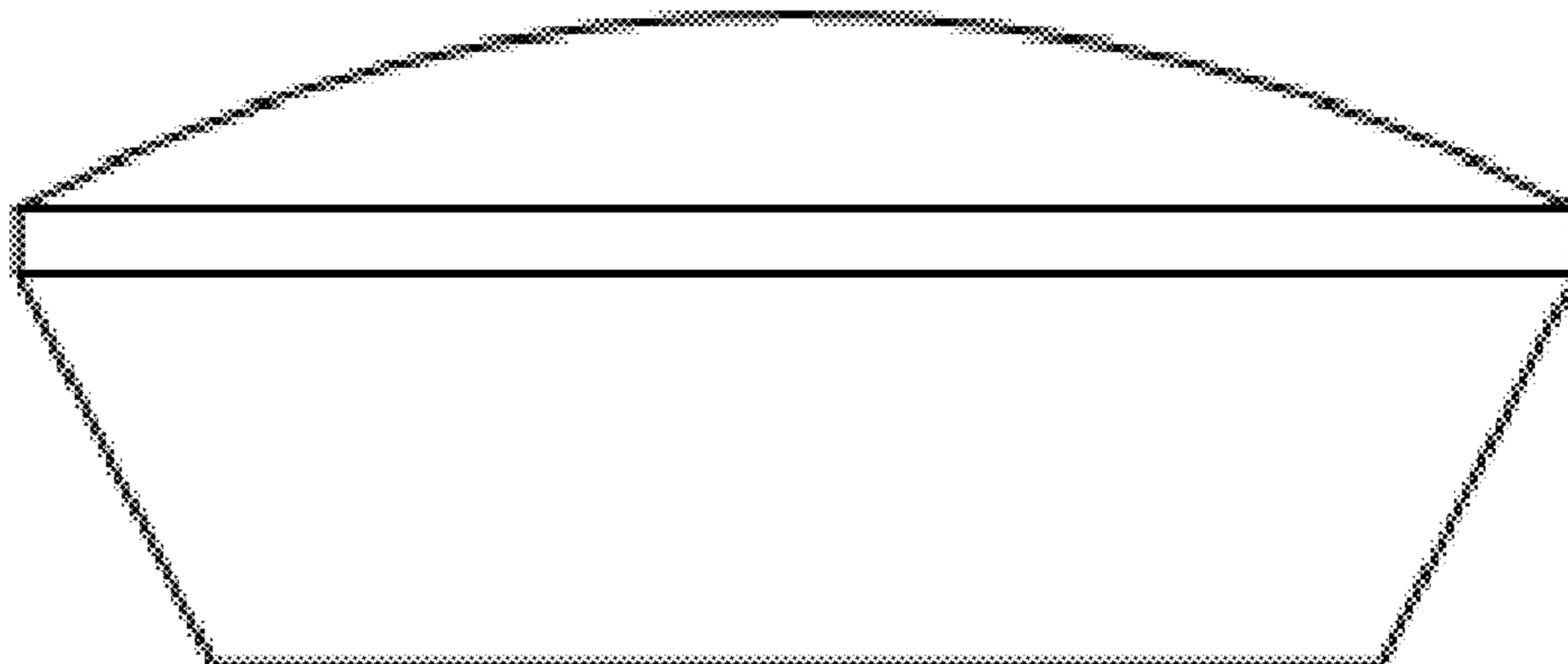
(57) **CLAIM**

The ornamental design for a valve disk, as shown and described.

DESCRIPTION

FIG. 1 is a front view of a valve disk showing my new design, the rear, left side and right side views being the same;
FIG. 2 is a front perspective view thereof;
FIG. 3 is a top view thereof; and,
FIG. 4 is a bottom view thereof.

1 Claim, 2 Drawing Sheets



(56)

References Cited

U.S. PATENT DOCUMENTS

D750,752 S * 3/2016 Penkkimaki D23/233
D750,753 S * 3/2016 Penkkimaki D23/233
2004/0237733 A1 12/2004 Lewis
2006/0042691 A1 3/2006 Brzoska et al.
2012/0027880 A1 2/2012 Cazzanti et al.

FOREIGN PATENT DOCUMENTS

EP 2524787 A1 11/2012
FI 106938 B 5/2001
GB 922788 8/1959
GB 3018778 10/2004
JP H04-123859 A 4/1992
JP 2011-116012 A 6/2011
KR 30-0476414 1/2008
KR 10-0957800B B1 5/2010

* cited by examiner



Fig. 1

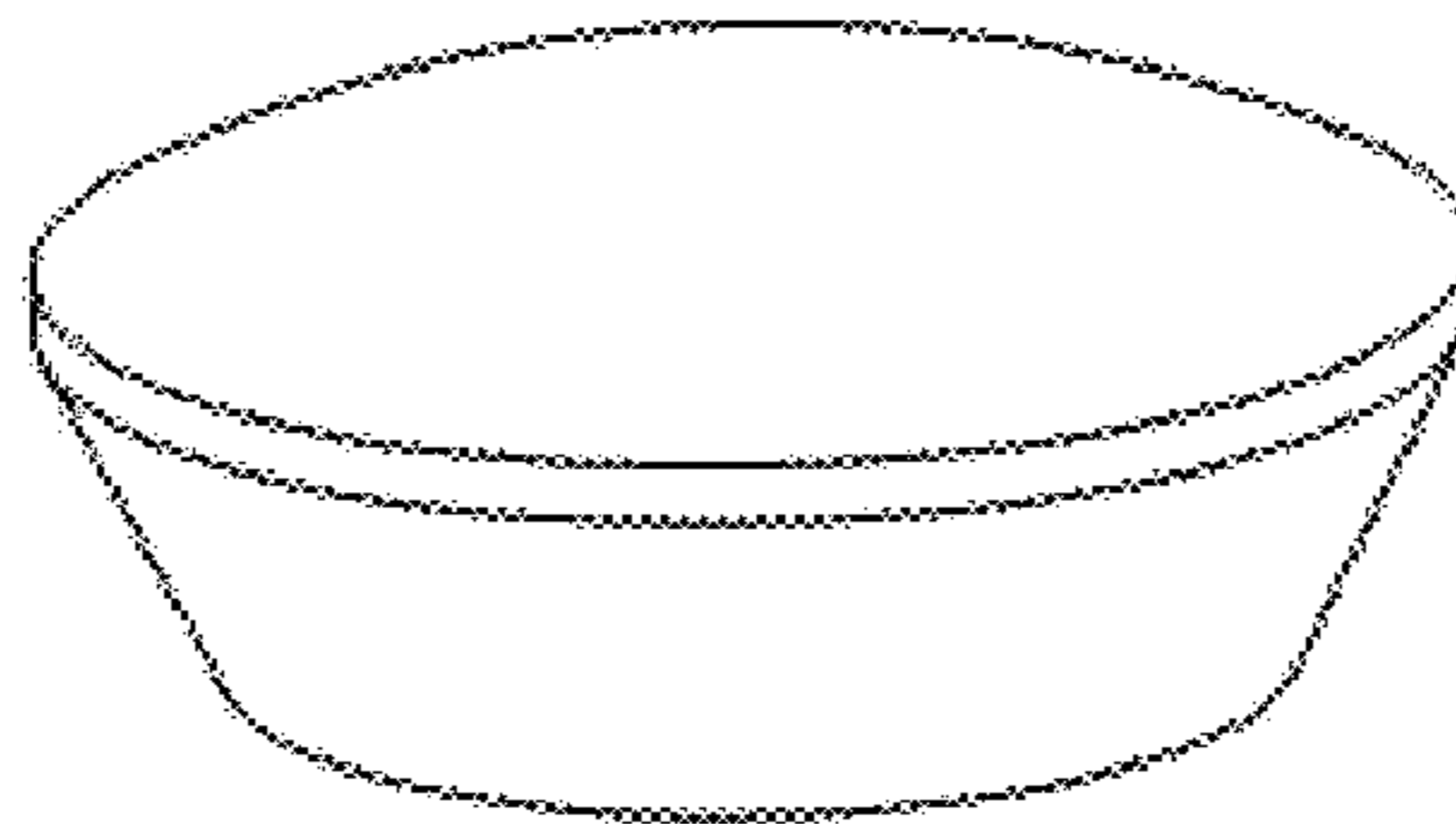


Fig. 2

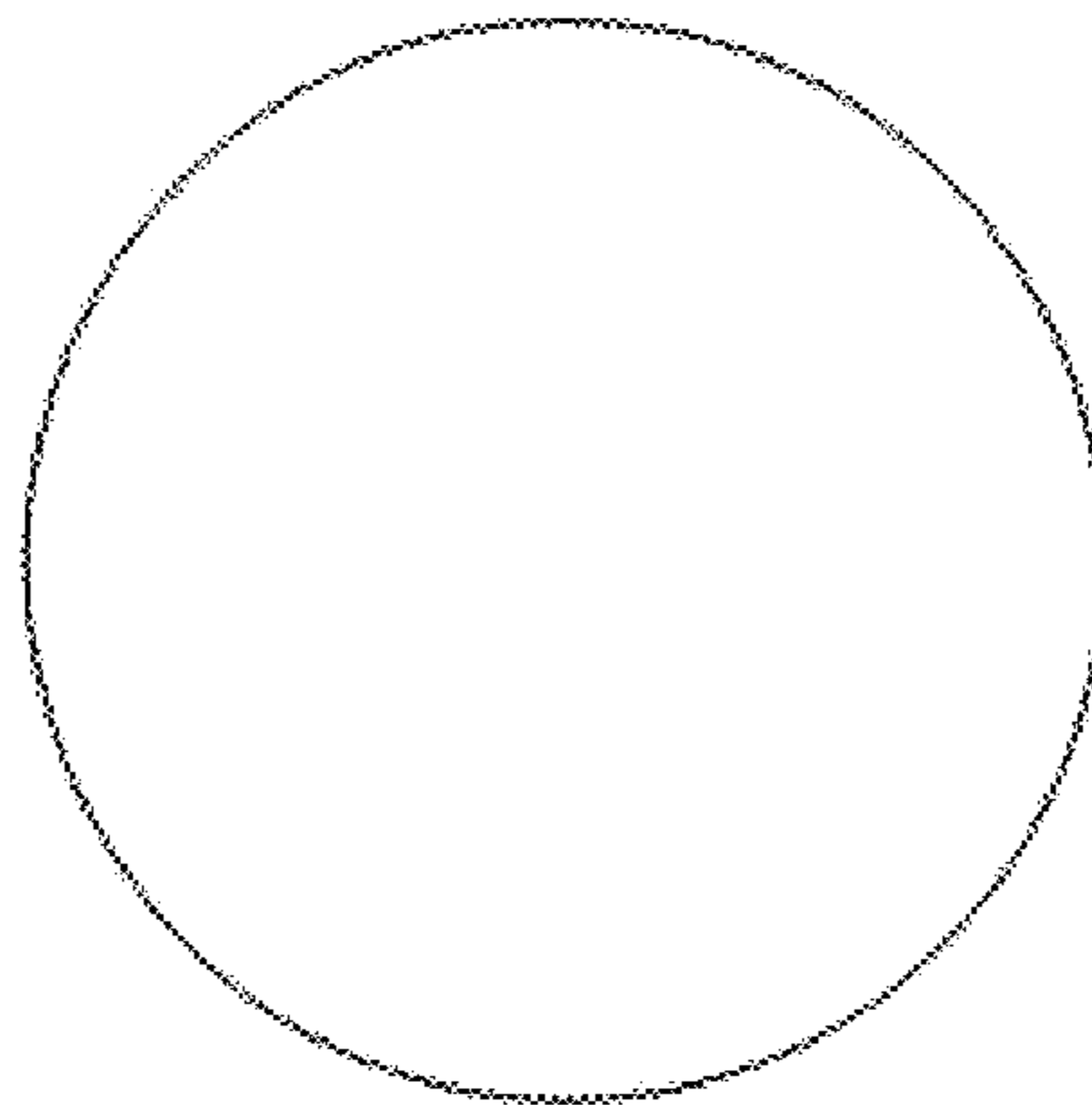


Fig. 3

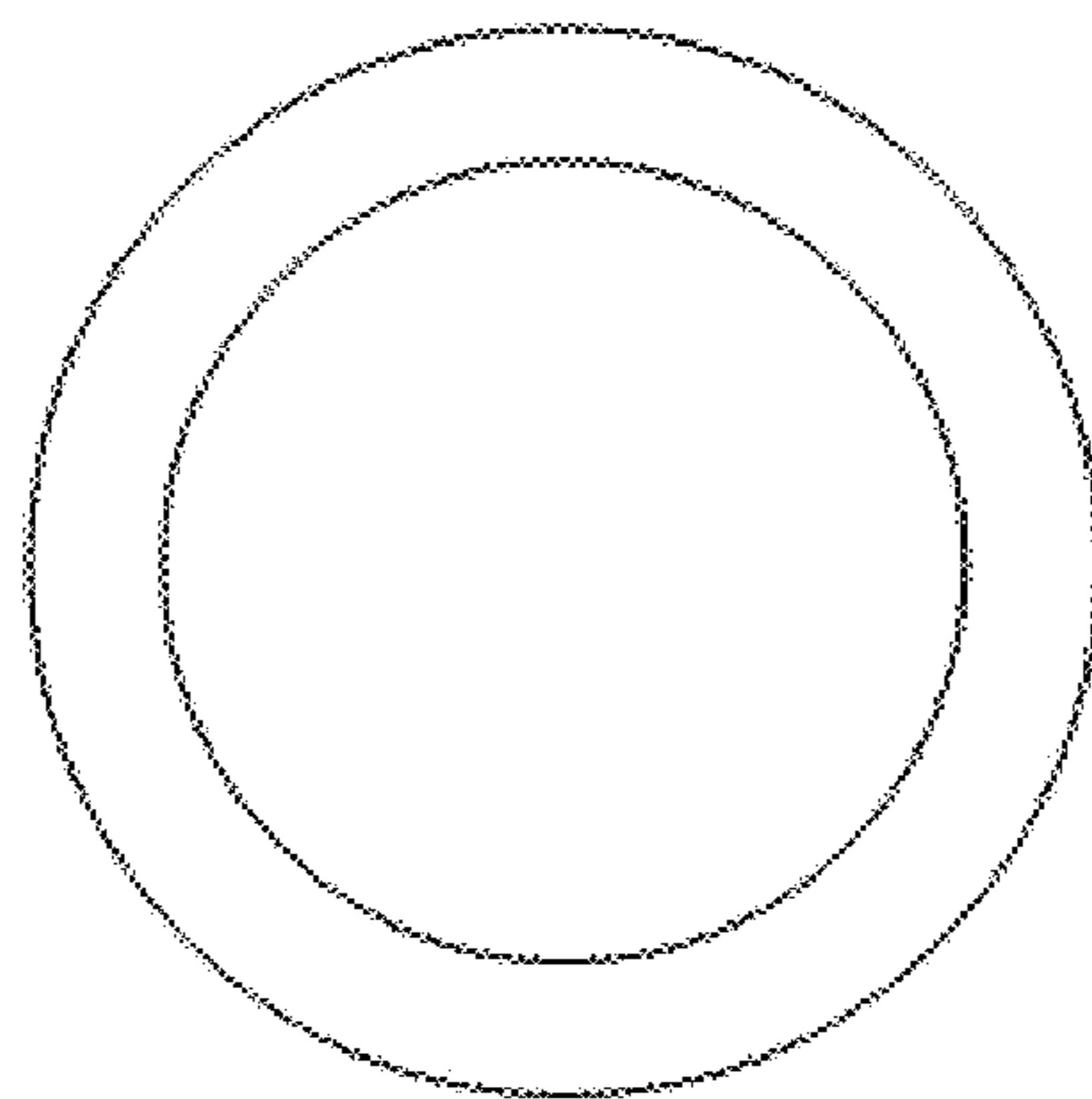


Fig. 4